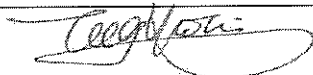



EP-01/097/2001/C

**Provision of EM&A Services at
Water Recreation Centre**

**Monthly EM&A Report No.15
(16 October to 15 November 2006)**

November 2006

	Name	Signature
Reviewed & Checked:	Y T Tang	
Approved:	Alan Kwok	

Version:	Revision 0	Date:	29 November 2006
----------	------------	-------	------------------

The information contained in this report is, to the best of our knowledge, correct at the time of printing. The interpretation and recommendations in the report are based on our experience, using reasonable professional skill and judgment, and based upon the information that was available to us. These interpretations and recommendations are not necessarily relevant to any aspect outside the restricted requirements of our brief. This report has been prepared for the sole and specific use of our client and MEMCL accepts no responsibility for its use by others.

This report is copyright and may not be reproduced in whole or in part without prior written permission.

MAUNSELL ENVIRONMENTAL MANAGEMENT CONSULTANTS LTD

11/F, Grand Central Plaza, Tower 2, 138 Shatin Rural Committee Road, Shatin, NT, Hong Kong
Tel: (852) 2893 1551 Fax: (852) 2891 0305 Email: mem@maunsell.aecom.com

**Hong Kong Disneyland Theme Park
Water Recreation Centre (Monthly EM&A Report No.15)**

**Submitted by Maunsell Environmental Management
Consultant Ltd on 28 November 2006**

This is to verify that:

The Water Recreation Centre Monthly EM&A Report No. 15

**Submitted by: Maunsell Environmental Management
Consultant Ltd**

On: 28 November 2006

Has been verified by the undersigned.

Signed



Ir Dr Anne Watker-Zeris
Independent Environmental Checker (IECK)
Retained by Hongkong International Theme Parks Ltd
pursuant to EP No. EP-01/97/2001/C

Date

29 November 2006

Company Chop



TABLE OF CONTENTS

EXECUTIVE SUMMARY

Environmental Monitoring Works
Implementation Status of Environmental Mitigation Measures
Environmental Complaints and Prosecution
Future Key Issues

1. INTRODUCTION

Background
Project Organisation
Summary of the EM&A Requirements

2. WATER QUALITY

Monitoring Requirements
Monitoring Equipment
Monitoring Parameters, Frequency and Duration
Monitoring Locations
Monitoring Methodology
Laboratory Analysis
QA/QC Procedure
Results and Observations

3. ENVIRONMENTAL AUDIT

Implementation Status of Environmental Mitigation Measures
Status of Environmental Licensing and permitting
Implementation Status of Event and Action Plans
Waste Management
Implementation Status of Environmental Complaint Handling Procedures

4. CONCLUSIONS AND RECOMMENDATIONS

Conclusions
Recommendations

List of Tables

Table 2.1	Water Quality Monitoring Equipment
Table 2.2	Water Quality Monitoring Parameters, Period and Frequency
Table 2.3	Water Quality Monitoring Locations
Table 2.4	Analytical Methods to be applied to Water Quality Samples
Table 2.5	Summary of Water Quality Monitoring Results
Table 2.6	Summary of Water Quality Exceedances
Table 3.1	Summary of Environmental Notification, Licensing and Permit Status

List of Figures

Figure 1.1	Location of Water Recreation Centre
Figure 1.2	Project Organisation
Figure 2.1	Locations of Water Quality Monitoring Stations

List of Appendices

Appendix A	Contact of Key Environmental Personnel
Appendix B	Action and Limit Levels
Appendix C	Calibration Records
Appendix D	Environmental Monitoring Schedule
Appendix E	Water Quality Monitoring Results
Appendix F	Quality Control Reports
Appendix G	Summary of Environmental Mitigation Implementation Schedule
Appendix H	Event and Action Plans
Appendix I	Complaint Flow Diagram and Complaint Log

EXECUTIVE SUMMARY

This is the fifteenth monthly Environmental Monitoring and Audit (EM&A) report prepared by Maunsell Environmental Management Consultant Ltd. (MEMCL), the designated Environmental Team (ET), for the project "Provision of EM&A Services at Water Recreation Centre". The Water Recreation Centre (WRC) commenced operation on 16 August 2005.

A working paper, in which water quality monitoring data obtained from 15 August 2005 to 15 March 2006 was presented and analyzed, was submitted to the EPD in May 2006. The paper was finally accepted in October 2006. According to the review paper, a new monitoring programme has been adopted since the reporting month.

This report presents the results of EM&A works conducted between 16 October and 15 November 2006.

Environmental Monitoring Works

Water Quality

For water quality monitoring, all the monitoring results complied with the target limit.

Environmental Licensing and Permitting

Environmental permit (No. EP-01/097/2001/C) was issued to the Hongkong International Theme Parks Limited (HKITP) for the operation of WRC. HKITP has been registered as chemical waste producer (Waste Producer No. 9499-973-H3095-01).

Implementation Status of Environmental Mitigation Measures

Monthly environmental site inspection was carried out on 10 November 2006. Environmental mitigation measures as recommended in the EIA report, Operational EM&A Plan and EP-01/097/2001/C were properly implemented.

Environmental Complaints and Prosecution

No complaint, summons or prosecution related to environmental issues was made against the Project in the reporting period.

Future Key Issues

The operator of WRC is reminded to continue to implement measures as recommended in the EIA report, Operational EM&A Plan and EP-01/097/2001/C.

1. INTRODUCTION

Background

- 1.1 Maunsell Environmental Management Consultants Ltd. (MEMCL) (hereinafter referred as the “ET”) was appointed by Hongkong International Theme Park Ltd. (HKITP) (hereinafter referred as the “Operator”) to carry out operational Environmental Monitoring and Audit at the Water Recreation Centre since its operation on 16 August 2005. Under the requirements of Section 4 of the Environmental Permit EP-01/097/2001/C, EM&A programme is required to be implemented in accordance with the Operational EM&A Plan approved by the Environmental Protection Department (EPD) on 31 August 2005.
- 1.2 The WRC is a portion of the Contract for “Theme Park and Associated Infrastructures at Penny’s Bay”, which encompasses an area of approximately 12 ha and contains a multi-function artificial lake, water-based and land-based recreational facilities and ancillary facilities. Apart from recreation purpose, the lake water is a source of irrigation water for the entire Penny’s Bay. The location of the WRC is given in Figure 1.1.
- 1.3 Following approval of the EIA, an Environmental Permit (EP) was issued to the Civil Engineering Department (CED) (now Civil and Engineering Development Department (CEDD) and the subsequent variation of the permit no. EP-097/2001/B and EP-138/2002/C contain the requirements and obligations on the Environmental Monitoring and Audit (EM&A) during the operation of the WRC. Under the Contract for “Theme Park and Associated Infrastructures at Penny’s Bay”, the WRC and ancillary facilities were designed and constructed under the supervision of CEDD and the WRC would be turned over from CEDD to HKITP for operation upon completion of construction. Environmental permit no. EP-01/097/2001/C was issued to the HKITP for the operation of WRC.
- 1.4 A working paper, in which water quality monitoring data obtained from 15 August 2005 to 15 March 2006 was presented and analysed, was submitted to the EPD in May 2006. The paper was finally accepted in October 2006. According to the review paper, a new monitoring programme has been adopted since the reporting month. Details of this new monitoring programme refer to Section 2 of the Report.
- 1.5 This report summarises the environmental monitoring and audit works for the Project between 16 October and 15 November 2006.

Project Organisation

- 1.6 The structure of the environmental management team is shown in Figure 1.2. Contacts of key environmental staff of the Project are shown in Appendix A.

Summary of the EM&A Requirements

- 1.7 The EM&A programme requires environmental monitoring for water quality within the WRC. The EM&A requirements for each item are described in subsequent sections, including:
 - Monitoring parameters;
 - Action and Limit Levels;
 - Event-Action Plans;
 - Environmental mitigation measures, as recommended in the EIA report, Operational EM&A Plan and EP-01/097/2001/C.
- 1.8 Site audit and the status of environmental licensing and permits are described in Section 3.
- 1.9 Summary of the advice on the implementation status of environmental protection and pollution control/mitigation measures is summarised in Section 3 of the Report.

2. WATER QUALITY

Monitoring Requirements

- 2.1 Water quality monitoring was conducted at five monitoring stations. Upon EPD's approval on the review paper, a new EM&A programme has been in operation since the reporting month. Changes of the EM&A programme include the sampling depth of mid-level was deleted at all stations. Tributyl Tin (TBT) and all heavy metals (copper, zinc, chromium and lead) monitoring parameters were not required. In addition, the monitoring frequency of 5-day BOD, COD and *E.coli* was reduced to once per two weeks. Finally, conductivity and DO concentration would be measured *in-situ*.
- 2.2 Appendix B shows the established Action and Limit Levels (AL Levels) for water quality parameters.

Monitoring Equipment

- 2.3 Water samples were collected at two depths at all sampling locations: (1) 1m below the water surface and (2) 1m above the bottom of the lake. The parameters of water depth, dissolved oxygen (% saturation & concentration), turbidity, temperature, pH and conductivity were measured *in-situ*. Water samples were collected for analysis by a HOKLAS accredited laboratory. The water quality monitoring equipment deployed is described in Table 2.1.

Table 2.1 Water Quality Monitoring Equipment

Equipment	Model and Make
Dissolved Oxygen & Conductivity Measuring Meter	YSI 85D
Turbidimeter	HACH 2100P
pH Meter	Hanna HI9023
Water Sampler	Wildco Alpha Water Bottle (Vertical)
Differential Global Positioning System (DGPS)	MLR FX412
Water Depth Echo Sounder	Cuda 168

Monitoring Parameters, Frequency and Duration

- 2.4 Table 2.2 summarises the monitoring parameters, frequencies and duration of the water quality monitoring.

Table 2.2 Water Quality Monitoring Parameters, Period and Frequency

Monitoring Station	Parameters, unit	Frequency	No. of Depths
WM1-WM5	¹ Dissolved Oxygen Saturation, % ¹ Water depth, m ¹ pH value ¹ Temperature, °C ¹ Turbidity, NTU ¹ Dissolved Oxygen, mg/L ¹ Conductivity, µS/cm Salinity, g/L Suspended Solids, mg/L Total Nitrogen, mg/L Total Phosphorous, mg/L Total Silica, mg/L Ammonia, mg/L Chlorophyll a, mg/L	Once per week	2 (Surface & Bottom)
	5-day BOD, mg/L COD, mg/L <i>E. Coli</i> , cfu/100mL	Once per two weeks	

Note:

1. Parameters to be measured *in-situ*.

Monitoring Locations

- 2.5 Five stations were designated for water quality monitoring. The locations of these monitoring stations are summarized in Table 2.3 and depicted in Figure 2.1.

Table 2.3 Water Quality Monitoring Locations

Location	HK Metric Grid E	HK Metric Grid N
WM1	821 821.66	820 493.99
WM2	822 034.44	820 369.10
WM3	821 839.52	820 377.60
WM4	821 932.82	820 278.32
WM5	821 915.76	820 184.51

Monitoring Methodology

- 2.6 Dissolved oxygen concentration and saturation, water depth, pH value, temperature, conductivity and turbidity were measured *in-situ* at the designated water quality monitoring stations. General observation, weather conditions, with the sampling time, date and location were marked on a field record sheet.
- 2.7 Water samples were taken from each monitoring station with a water sampler for laboratory analysis. The sample was then poured into a pre-labelled bottle. The label contained the sample identification number, sample location, date, time, project name and analyses required.
- 2.8 The samples were placed in a cooler with ice (to 4°C without being frozen) and kept away from sunlight. Samples were submitted to a Hong Kong Accreditation Scheme (HOKLAS) laboratory for analysis within 24 hours of sampling.

Operating/Analytical Procedures

- 2.9 A differential global positioning system (DGPS) was used to ensure that the correct location was selected prior to sample collection.
- 2.10 A portable, battery-operated echo sounder was used for the determination of water depth at each designated monitoring station.
- 2.11 All *in-situ* measurements and samples for analysis were taken at three water depths, namely 1m below water surface, mid-depth and 1m above the bottom of the lake.
- 2.12 At each measurement/sampling depth, two consecutive measurements for each *in-situ* parameters were taken. Where the difference in the value between the first and second readings of each set was more than 25% of the value of the first reading, the reading was discarded and further readings were taken.
- 2.13 Water samples were collected using the water sampler and the samples were stored in pre-labelled bottles. Water samples collected were well-mixed in the water sampler prior to transferring to sample bottles. The sample bottles were then packed in cool-boxes (cooled at 4°C without being frozen), and delivered to ALS Technichem (HK) Pty Ltd. for the laboratory analysis.

Maintenance and Calibration

- 2.14 The dissolved oxygen meter, which also measures temperature and conductivity, was calibrated by the wet bulb method before each monitoring day. Before the routine calibration, the sensor for dissolved oxygen was thermally equilibrated in water-saturated air. The calibration cup served as a calibration chamber and it was loosened from airtight condition before it was used for the calibration. Calibration was also carried out in a water sample with a known concentration of dissolved oxygen at 3-month intervals. The sensor was immersed in the water and after thermal equilibration, the known

mg/L value was keyed in and the calibration was carried out automatically.

- 2.15 The turbidimeter has already been calibrated at 3-month intervals. Before the measurement, a zero check in distilled water was performed with the turbidimeter. The turbidimeter was calibrated with a solution of known NTU.
- 2.16 The pH meter was calibrated at 3-month interval. Before the measurement, a zero check in distilled water was performed with the meter. The probe was calibrated with a solution of known salinity. A similar procedure was carried out for pH value calibration.
- 2.17 Calibration records are presented in Appendix C.

Laboratory Analysis

- 2.18 All laboratory work was carried out by (HK) Pty. Ltd. The determination work started within 24 hours after collection of the water samples. The analyses followed the standard methods according to Table 2.4 and as described in APHA Standard Methods for the Examination of Water and Wastewater.

Table 2.4 Analytical Methods to be applied to Water Quality Samples

Determinant, unit	Reference Method Used ¹ (APHA 20 th ed)	Reporting Limits
Salinity, g/L	2520B	0.1 g/L
Suspended Solids, mg/L	2540D	2 mg/L
Total Nitrogen, mg/L	4500Norg: B 4500NO ₃ : F	0.1 mg/L
Total Phosphorus, mg/L	4500P: B4, F	0.1 mg/L
Total Silica, mg/L	4500Si: F	0.01 mg/L
5-day BOD, mg/L	5210B	2 mg/L
COD, mg/L	5220B	2 mg/L
Ammonia Nitrogen, mg/L	4500NH ₃ : G	0.01 mg/L
Chlorophyll-a, mg/L	10200H2	5 mg/L
<i>E. Coli.</i> cfu/100mL	DoE Section 7.9.4.2 & 4	1 cfu/100mL

Note:

1. All testing conducted by the laboratory are In-House methods based on the method stated in the "Standard Methods for the Testing of Water and Wastewater, 19th & 20th ed" (APHA) or the USEPA SW846.

QA/QC Procedure

- 2.19 *ALS Technichem (HK) Pty. Ltd.* has comprehensive quality assurance and quality control programmes. The QA/QC procedures for each analytical batch:
- At least 1 reagent blank solution was prepared and analyzed;
 - At least 1 duplicate sample analysis was performed in every 10 samples;
 - At least 1 in every 10 samples was spiked with a known concentration of the analyte to determine the matrix effect of the sample.

Results and Observations

- 2.20 Monitoring of water quality was carried out at the 5 designated monitoring stations on 5 occasions during the reporting period (19, 25 & 31 October, 6 & 13 November 2006). The monitoring schedule is presented in Appendix D. All monitoring data and graphical presentation of the monitoring results are provided in Appendix E and summarised in Table 2.5.

Table 2.5 Summary of Water Quality Monitoring Results

Parameters	Monitoring Data (Depth Averaged Data)				
	WM1	WM2	WM3	WM4	WM5
Temperature, °C	23.5 – 27.8 (23.6 – 27.8)	23.5 – 27.9 (23.5 – 27.9)	23.5 – 27.9 (23.5 – 27.9)	23.6 – 27.8 (23.6 – 27.8)	23.5 – 27.8 (23.5 – 27.8)
Daily Temperature Difference ¹ , °C	0.0 – 0.4				
Turbidity, NTU	2.5 – 3.4	2.4 – 3.4	2.4 – 4.2	2.5 – 3.7	2.5 – 3.6
pH	7.1 – 8.1 (7.2 – 8.1)	7.2 – 7.9 (7.2 – 7.9)	7.2 – 7.9 (7.2 – 7.9)	7.2 – 8.0 (7.2 – 8.0)	7.2 – 7.9 (7.2 – 7.9)
Dissolved Oxygen, mg/L	4.49 – 7.41 (4.59 – 7.35)	4.51 – 7.51 (4.52 – 7.48)	4.22 – 7.40 (4.27 – 7.37)	4.22 – 7.57 (4.28 – 7.54)	4.22 – 7.31 (4.28 – 7.25)
Conductivity, µS/cm	87 – 91	85 – 91	86 – 93	87 – 91	85 – 91
Salinity, g/L	all <0.1	all <0.1	all <0.1	all <0.1	all <0.1
Suspended Solids ² , mg/L	all <2	all <2	all <2	all <2	all <2
Total Nitrogen, mg/L	0.3 – 0.4 (0.3 – 0.4)	0.1 – 0.4 (0.2 – 0.4)	0.3 – 0.4 (all 0.4)	0.3 – 0.4 (all 0.4)	0.3 – 0.5 (all 0.4)
Total Phosphorous ¹ , mg/L	all <0.02	all <0.02	all <0.02	all <0.02	all <0.02
Silica, mg/L	4.3 – 5.8 (4.4 – 5.8)	4.4 – 5.8 (4.4 – 5.7)	4.3 – 6.0 (4.4 – 5.9)	4.4 – 5.9 (4.4 – 5.8)	4.4 – 5.8 (4.4 – 5.8)
Ammonia Nitrogen, mg/L	<0.01 – 0.06	<0.01 – 0.07	<0.01 – 0.04	<0.01 – 0.04	<0.01 – 0.08
Unionised Ammonia ³ , mg/L	<0.00080 – <0.00082	<0.00083 – <0.00087	<0.00069 – <0.00072	<0.00096 – <0.00100	<0.00075 – <0.00076
BOD ₅ , mg/L	all <2	all <2	all <2	all <2	all <2
COD, mg/L	10 – 18 (11 – 15)	9 – 12 (10 – 12)	9 – 14 (10 – 13)	7 – 12 (8 – 12)	8 – 12 (9 – 12)
Chlorophyll-a, mg/L	3.6 – 22.8	3.2 – 23.3	3.8 – 22.1	4.1 – 21.4	3.4 – 22.4
<i>E. Coli</i> ⁴ , cfu/100mL	all <1	all <1	all <1	all <1	all <1

Note: 1. Present as depth average 2. Present as annual median
3. Present as annual median 4. Present as geometric mean for last 5 measurements

- 2.21 The QA/QC results for laboratory testing in the reporting period were acceptable. The QA/QC results are summarised in Appendix F.
- 2.22 All recorded levels during the reporting period were below the AL Levels. Table 2.6 summarises water quality exceedances in the reporting period.

Table 2.6 Summary of Water Quality Exceedances

Parameters	WM1		WM2		WM3		WM4		WM5		Total	
	Action	Limit	Action	Limit	Action	Limit	Action	Limit	Action	Limit	Action	Limit
Dissolved Oxygen	0	0	0	0	0	0	0	0	0	0	0	0
pH	0	0	0	0	0	0	0	0	0	0	0	0
Temperature	-	0	-	0	-	0	-	0	-	0	-	0
Suspended Solids	0	0	0	0	0	0	0	0	0	0	0	0
Ammonia Nitrogen	0	0	0	0	0	0	0	0	0	0	0	0
<i>E. Coli</i>	0	0	0	0	0	0	0	0	0	0	0	0
BOD ₅	0	0	0	0	0	0	0	0	0	0	0	0
COD	0	0	0	0	0	0	0	0	0	0	0	0

Note: Assessment criteria applied to depth averaged results at each location.

- 2.23 Water temperatures measured ranged from 23.5 – 27.9 °C. The maximum daily variation between each station was 0.4 °C on 31 October 2006. The variation was within the AL Levels. Salinity measurements at all stations were below detection limit, indicating no intrusion of saline water was present in WRC. DO level at all stations were above the *Theme Park EIA* proposed standard of 4.2 mg/L.
- 2.24 BOD₅ levels at all stations were below detection limit while COD levels measured from 7 – 18 mg/L. Depth averaged results of both parameters complied with the standards proposed in the *Theme Park EIA* (5 and 30 mg/L respectively). The medians of SS measurements during the same period also observed to comply with the proposed standards (25 mg/L). Low levels of SS measurements (annual median all <2 mg/L) correlate with the low in-situ turbidity measurements (2.4 – 4.2 NTU).
- 2.25 Conductivity measured ranged from 85 to 93 µS/cm, while minor variations in silica concentration ranged from 4.3 to 6.0 was measured. The relatively constant range of conductivity indicated that a discharge or some other source of pollution was not present.
- 2.26 The unionised ammonia levels, derived from ammonia nitrogen, temperature, pH and salinity levels, were substantially lower than the proposed standard of 0.021 mg/L. Together with other measurements in terms of Total Nitrogen and Total Phosphorus, nutrient levels within the WRC were relatively low.
- 2.27 Chlorophyll-a concentration ranged from 3.2 to 23.3 mg/L which was comparable with that recorded last month. The higher levels were recorded in October 2006 but they decreased from November 2006 onwards. The fluctuation in chlorophyll-a concentration is considered a natural phenomenon. A higher chlorophyll-a level might be recorded when direct sunlight was shined to the lake or temperature and humidity were changed within the reporting period.
- 2.28 For *E. Coli*, the geometric means of the last five readings at all monitoring locations were below the AL Levels.

3. ENVIRONMENTAL AUDIT

Implementation Status of Environmental Mitigation Measures

- 3.1 Site audit was carried out on a monthly basis to monitor environmental issues to ensure that all mitigation measures were implemented timely and properly.
- 3.2 Monthly site inspection was carried out on 10 November 2006. Environmental mitigation measures for water quality, waste management, landscape and visual, as recommended in the EIA report, Operational EM&A Plan and EP were properly implemented. There was no specific observation requiring following up action. In general, the condition of the WRC was satisfactory:
- No floating refuse was observed.
 - No uncontrolled surface runoff into the lake was observed.
 - Environmental Permit was posted at vehicle site entrance.
- 3.3 A summary of the Environmental Mitigation Implementation Schedule (EMIS) is presented in Appendix G.

Status of Environmental Licensing and permitting

- 3.4 All permits/licences/notifications obtained as of the reporting period are summarised in Table 3.1

Table 3.1 Summary of Environmental Notification, Licensing and Permit Status

Permit No.	Valid Period		Description	Status
	From	To		
Environmental Permit				
EP-01/097/2001/C	19 Oct. 05	-	Operation of an approximately 32 ha water recreation centre with a 12 ha multi-function artificial lake, water-based and land-based recreational facilities and ancillary facilities	Valid
Chemical Waste Registration				
9499-973-H3095-01	29 Jul. 05	-	Theme Park at Penny's Bay	Valid

Implementation Status of Event and Action Plans

- 3.5 The Event and Action Plans for water quality are presented in Appendix H.
- 3.6 All the monitoring results were below the AL Levels. Therefore, no action was required.

Waste Management

- 3.7 Waste management of WRC was implemented as stipulated in the Waste Management Plan.
- 3.8 As Waste Management of WRC was undertaken as part of the overall Theme Park Resort waste management scheme, records of waste handling and disposal would be reported in the Theme Park EM&A report.

Implementation Status of Environmental Complaint Handling Procedures

- 3.9 Appendix I presents the environmental complaint flow diagram of the Project.
- 3.10 No complaint, summons or prosecution related to environmental issues was received or made against the Project in the reporting period.

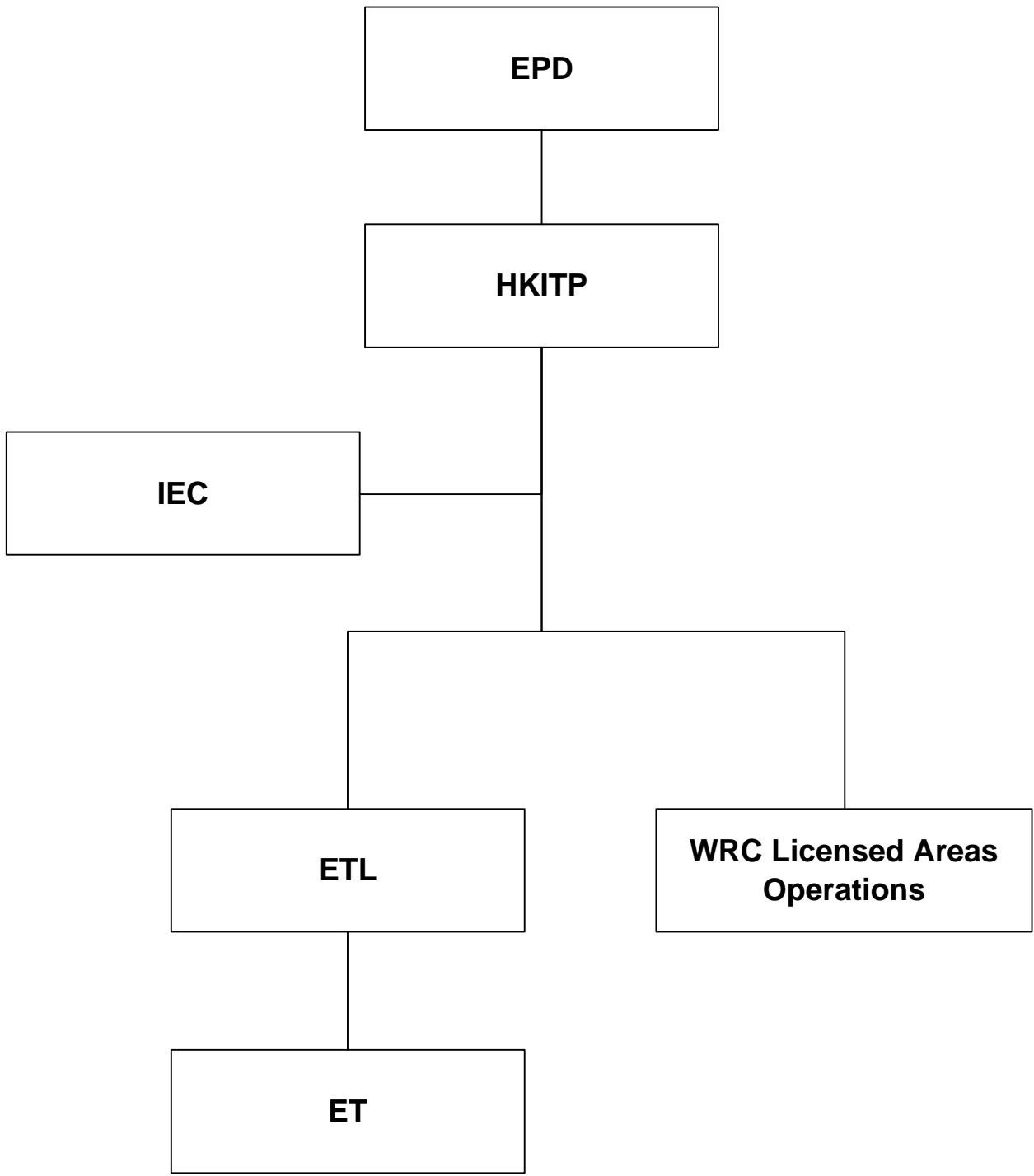
4. CONCLUSIONS AND RECOMMENDATIONS

Conclusions

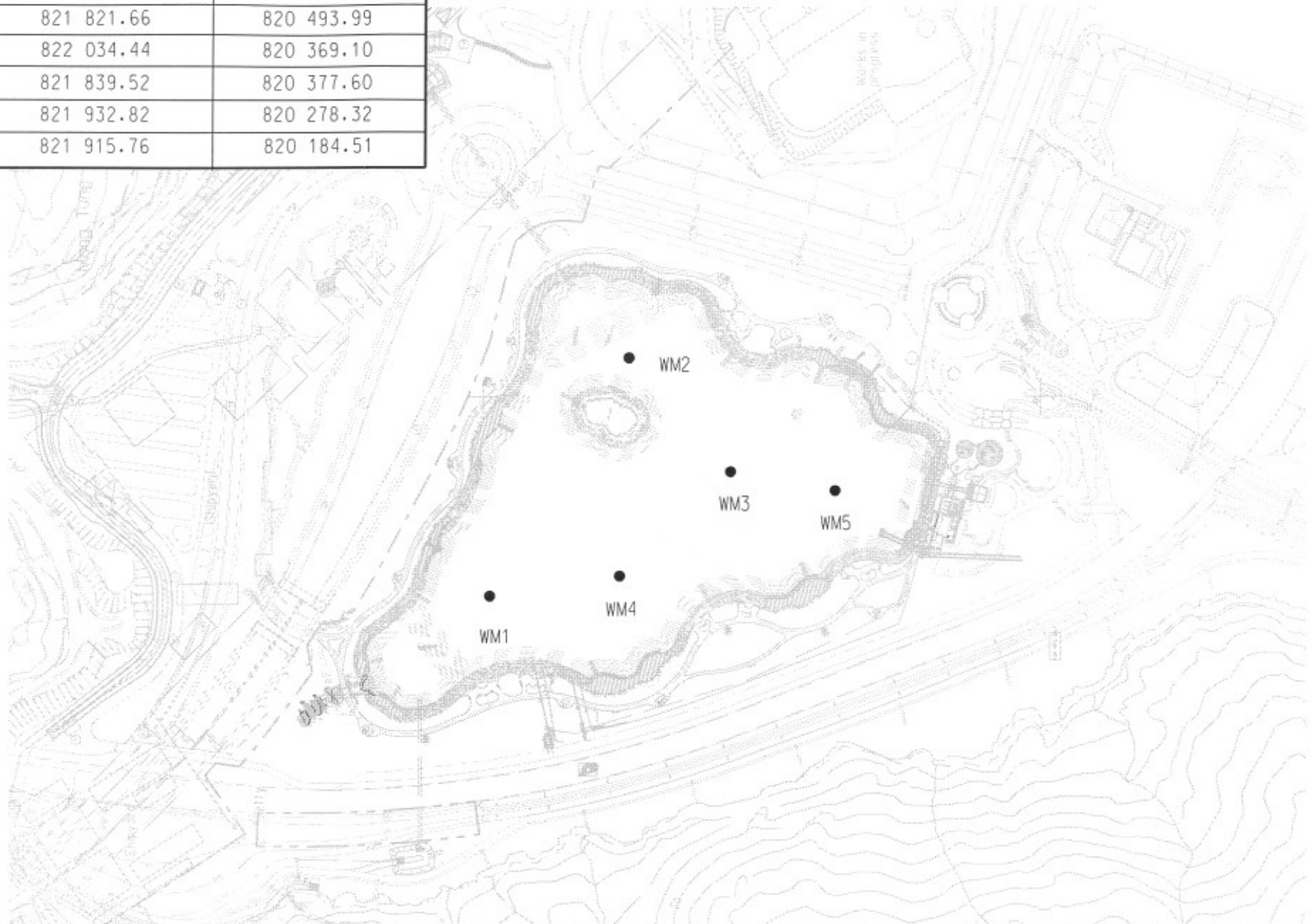
- 4.1 Environmental monitoring was performed between 16 October and 15 November 2006. All monitoring results in the reporting period were checked and reviewed.
- 4.2 The new monitoring programme was implemented in the reporting month upon approval of the review paper based on the environmental monitoring results from 16 March 2005 to 15 March 2006. All water quality measurements in the reporting period were below the AL Levels in the reporting month.
- 4.3 Environmental mitigation measures as recommended in the EIA Report, Operational EM&A Plan and EP were properly implemented.
- 4.4 No complaint, summons or prosecution related to environmental issues was made against the Project in the reporting period.

Recommendations

- 4.5 The operator of WRC is reminded to continue to implement measures as recommended in EIA Report and EP.



Location	HK Metric Grid E	HK Metric Grid N
WM1	821 821.66	820 493.99
WM2	822 034.44	820 369.10
WM3	821 839.52	820 377.60
WM4	821 932.82	820 278.32
WM5	821 915.76	820 184.51



MAUNSELL | AECOM

Maunsell Environmental
Management Consultants Ltd

FEP-01/097/2001/B
PROVISION OF ENVIRONMENTAL MONITORING & AUDIT SERVICES FOR WATER RECREATION CENTRE

LOCATIONS OF WATER QUALITY MONITORING STATIONS

SCALE	A4 1:5000	DATE	2005
CHECK	KCHC	DRAWN	YPK
JOB No.	S07105	DRAWING No.	2.1
		REV	-

Appendix A: Contacts of Key Environmental Staff

	<u>Name</u>	<u>Telephone</u>	<u>Fax</u>
<u>IEC</u>			
Mott MacDonald			
Independent Environmental Checker	Dr. Anne Watker-Zeris	2828 5757	2827 1823
<u>ET</u>			
Maunsell Environmental Management Consultants Limited			
Environmental Team Leader	Mr. Alan Kwok	2893 1551	2891 0305
Environmental Scientist	Mr. Eddie Yang	2893 1551	2891 0305

Appendix B – Action and Limit Levels

Action and Limit Levels for Water Quality Monitoring

Parameter, unit	Action	Limit
Dissolved Oxygen	<4.2 mg/L	<2.0 mg/L
pH	<6.3 or >8.5	<6 or >9
Temperature	Not applicable	Within a daily range of 2°C
Suspended Solids	>23.75 mg/L, measured as annual median	>25 mg/L, measured as annual median
Ammonia Nitrogen	>0.01995 mg/L for unionized form, as annual average	>0.021 mg/L for unionized form, as annual average
E. coli	>171 cfu per 100mL, geometric mean for last 5 measurements	>180 cfu per 100mL, geometric mean for last 5 measurements
5-day BOD	>4.75 mg/L	>5 mg/L
COD	>28.5 mg/L	>30 mg/L

Appendix C Calibration Details

Equipment Type	Equipment No.	Calibration Date	Next Calibration Date
HANNA pH Meter HI9023	W.003.05A	16 Aug. 2006	16 Nov. 2006
Turbidimeter HACH 2100P	W.001.09	15 Sep. 2006	15 Dec. 2006
YSI Multimeter YSI 85D	W.015.02	16 Aug. 2006	16 Nov. 2006

**Environmental Monitoring and Audit Services for Water Recreation Centre
Environmental Monitoring and Audit Schedule for October/November 2006**

Sunday	Monday	Tuesday	Wednesday	Thursday	Friday	Saturday
15-Oct	16-Oct	17-Oct	18-Oct	19-Oct	20-Oct	21-Oct
				Weekly Water Quality Monitoring		
22-Oct	23-Oct	24-Oct	25-Oct	26-Oct	27-Oct	28-Oct
			Weekly Water Quality Monitoring			
29-Oct	30-Oct	31-Oct	1-Nov	2-Nov	3-Nov	4-Nov
		Weekly Water Quality Monitoring				
5-Nov	6-Nov	7-Nov	8-Nov	9-Nov	10-Nov	11-Nov
	Weekly Water Quality Monitoring					
12-Nov	13-Nov	14-Nov	15-Nov	16-Nov	17-Nov	18-Nov
	Weekly Water Quality Monitoring				Monthly Site Inspection	

Water Quality Monitoring Results at WM1

Date	Weather Condition	Lake Condition	Sampling Time	Depth (m)		In-situ Monitoring														Laboratory Monitoring						
						Temperature (°C)		DO Concentration (mg/L)		DO Saturation (%)		Turbidity (NTU)			pH			Conductivity (mS/cm)		Salinity (g/L)		Suspended Solid (mg/L)			Total Nitrogen (mg/L)	
						Value	Average	Value	Average	Value	Average	Value	Average	DA	Value	Average	DA	Value	DA	Value	DA	Value	DA	AM	Value	DA
19-Oct-06	Sunny	Moderate	9:35	Surface	1	27.8	27.8	5.67	5.74	74.0	74.1	3.2	3.2	3.2	7.5	7.5	7.5	88.0	88.0	<0.1	<0.1	3.0	3.0	<2.00	0.3	0.3
					27.8	74.2		3.2		7.5																
				Bottom	3.8	27.8	5.81	76.0	75.9	3.2	3.2	7.5	7.5	87.0	<0.1	3.0	0.3									
					27.8	75.8	3.2	7.5																		
25-Oct-06	Sunny	Moderate	8:47	Surface	1	27.6	27.6	4.68	4.59	59.0	59.0	2.6	2.6	2.6	7.6	7.6	7.6	87.0	88.0	<0.1	<0.1	4.0	4.0	<2.00	0.4	0.4
					27.6	59.0		2.5		7.5																
				Bottom	3.6	27.7	4.49	58.5	58.3	2.5	2.6	7.5	7.5	88.0	<0.1	4.0	0.3									
					27.6	58.0	2.6	7.5																		
31-Oct-06	Fine	Moderate	9:32	Surface	1	27.3	27.4	6.53	6.38	80.9	81.1	3.2	3.2	3.3	7.5	7.5	7.6	91.0	90.0	<0.1	<0.1	3.0	4.0	<2.00	0.4	0.4
					27.5	81.3		3.2		7.5																
				Bottom	3.8	27.0	6.24	77.4	76.9	3.4	3.4	7.6	7.7	89.0	<0.1	5.0	0.4									
					27.0	76.3	3.3	7.7																		
6-Nov-06	Sunny	Calm	8:46	Surface	1	25.5	25.5	4.83	4.81	59.3	59.2	2.7	2.8	2.8	8.1	8.1	8.1	91.0	91.0	<0.1	<0.1	5.0	<4	<2.00	0.4	0.4
					25.5	59.0		2.8		8.1																
				Bottom	3.7	25.4	4.80	58.7	58.6	2.7	2.7	8.1	8.0	91.0	<0.1	<2	0.4									
					25.4	58.5	2.7	7.9																		
13-Nov-06	Cloudy	Calm	9:00	Surface	1	23.6	23.7	7.41	7.35	87.2	86.9	3.1	3.1	3.1	7.2	7.2	7.2	87.0	87.0	0.1	<0.1	7.0	6.0	<2.00	0.3	0.3
					23.7	86.6		3.0		7.2																
				Bottom	3.8	23.7	7.30	85.5	85.4	3.1	3.1	7.1	7.1	87.0	<0.1	5.0	0.3									
					23.5	85.2	3.1	7.1																		

Note:

- Lake Coni - Calm: Small or no wave; Moderate: Between calm and rough; Rough : White capped or rougher
- DA - Depth Average
- AA - Annual Average
- AM - Annual Median
- GM - Geometric Mean for last 5 measurements

Remarks: * Calm: Small or no wave; Moderate: Between calm and rough; Rough : White capped or rougher

Water Quality Monitoring Results at WM1

Date	Weather Condition	Lake Condition	Sampling Time	Depth (m)		Laboratory Monitoring															
						Total Phosphorous (mg/L)		Silica (mg/L)		5-day BOD (mg/L)		COD (mg/L)		Ammonia Nitrogen (mg/L)		Unionised Ammonia (mg/L)	chlorophyll-a (mg/L)		E.Coli (cfu/100mL)		
						Value	DA	Value	DA	Value	DA	Value	DA	Value	DA	AA	Value	DA	Value	DA	GM
19-Oct-06	Sunny	Moderate	9:35	Surface	1	<0.02		4.3		<2		11.00		<0.01000		<0.00082	22.8		2		<1
				Bottom	3.8	<0.02	<0.02	4.5	4.4	<2	<2	10.00	11.0	<0.01000	<0.01000	<0.00082	20.9	21.9	2	2.0	<1
25-Oct-06	Sunny	Moderate	8:47	Surface	1	<0.02		4.4		-		-		0.06		<0.00082	20.5		-		-
				Bottom	3.6	<0.02	<0.02	4.6	4.5	-	-	-	-	0.02	0.040	<0.00082	20.6	20.6	-	-	-
31-Oct-06	Fine	Moderate	9:32	Surface	1	<0.02		5.3		<2		13.00		<0.01000		<0.00081	16.9		<1		<1
				Bottom	3.8	<0.02	<0.02	5.2	5.2	<2	<2	12.00	13.0	<0.01000	<0.01000	<0.00081	20.0	18.5	<1	<1	<1
6-Nov-06	Sunny	Calm	8:46	Surface	1	<0.02		4.9		-		-		0.02		<0.00081	3.6		-		-
				Bottom	3.7	<0.02	<0.02	4.9	4.9	-	-	-	-	0.01	0.015	<0.00081	3.6	3.6	-	-	-
13-Nov-06	Cloudy	Calm	9:00	Surface	1	<0.02		5.8		2.0		18.00		<0.01000		<0.00080	4.3		<1		<1
				Bottom	3.8	<0.02	<0.02	5.8	5.8	<2	<2	12.00	15.0	0.02	<0.01500	<0.00080	5.3	4.8	<1	<1	<1

Note:
 Lake Condition - Calm: Small or no wave; Moderate: Between calm and rough; Rough : White capped or rougher
 DA - Depth Average
 AA - Annual Average
 AM - Annual Median
 GM - Geometric Mean for last 5 measurements

Remarks: * Calm: Small or no wave; Moderate: Between calm and rough; Rough : White capped or rougher

Water Quality Monitoring Results at WM2

Date	Weather Condition	Lake Condition	Sampling Time	Depth (m)		In-situ Monitoring													Laboratory Monitoring							
						Temperature (°C)		DO Concentration (mg/L)		DO Saturation (%)		Turbidity (NTU)			pH			Conductivity (mS/cm)		Salinity (g/L)		Suspended Solid (mg/L)			Total Nitrogen (mg/L)	
						Value	Average	Value	Average	Value	Average	Value	Average	DA	Value	Average	DA	Value	DA	Value	DA	Value	DA	Value	DA	Value
19-Oct-06	Sunny	Moderate	9:50	Surface	1	27.7	27.8	5.91	6.10	75.5	75.7	3.2	3.2	3.2	7.5	7.5	7.5	91.0	91.0	<0.1	<0.1	5.0	4.0	<2.00	0.1	0.2
					27.8	75.8				3.2		7.5			91.0					0.3						
				Bottom	3.8	27.8	27.9	6.28		77.4	77.5	3.2	7.5		91.0	<0.1		3.0		0.3						
					27.9	77.6	3.2	7.5																		
25-Oct-06	Sunny	Moderate	9:03	Surface	1	27.6	27.7	4.51	4.52	57.8	57.5	2.5	2.5	2.5	7.5	7.5	7.5	88.0	88.0	<0.1	<0.1	4.0	5.0	<2.00	0.4	0.4
					27.7	57.2				2.4		7.5			88.0					0.4						
				Bottom	3.7	27.7	27.7	4.53		57.3	57.4	2.4	7.5		88.0	<0.1		5.0		0.4						
					27.7	57.5	2.5	7.5																		
31-Oct-06	Fine	Moderate	9:47	Surface	1	27.4	27.4	6.42	6.18	79.4	79.3	2.8	2.9	3.2	7.6	7.6	7.6	91.0	90.0	<0.1	<0.1	5.0	5.0	<2.00	0.4	0.4
					27.3	79.1				2.9		7.6			91.0					0.4						
				Bottom	3.6	26.7	26.8	5.95		74.3	75.2	3.3	7.5		89.0	<0.1		4.0		0.4						
					26.8	76.1	3.4	7.4																		
6-Nov-06	Sunny	Calm	9:03	Surface	1	25.5	25.5	4.61	4.67	56.6	56.7	3.1	3.2	3.2	7.9	7.9	7.9	91.0	91.0	<0.1	<0.1	5.0	5.0	<2.00	0.4	0.4
					25.5	56.8				3.2		7.9			91.0					0.4						
				Bottom	3.6	25.5	25.5	4.73		57.2	57.6	3.1	7.9		91.0	<0.1		5.0		0.4						
					25.5	57.9	3.1	7.9																		
13-Nov-06	Cloudy	Calm	9:10	Surface	1	23.5	23.5	7.51	7.48	88.3	88.2	3.2	3.2	3.2	7.2	7.2	7.2	86.0	86.0	<0.1	<0.1	5.0	5.0	<2.00	0.3	0.3
					23.5	88.0				3.1		7.2			86.0					0.3						
				Bottom	3.9	23.5	23.5	7.46		87.6	87.6	3.1	7.2		85.0	<0.1		5.0		0.3						
					23.5	87.5	3.2	7.2																		

Note:

Lake Coni - Calm: Small or no wave; Moderate: Between calm and rough; Rough : White capped or rougher

DA - Depth Average

AA - Annual Average

AM - Annual Median

GM - Geometric Mean for last 5 measurements

Remarks: * Calm: Small or no wave; Moderate: Between calm and rough; Rough : White capped or rougher

Water Quality Monitoring Results at WM2

Date	Weather Condition	Lake Condition	Sampling Time	Depth (m)		Laboratory Monitoring															
						Total Phosphorous (mg/L)		Silica (mg/L)		5-day BOD (mg/L)		COD (mg/L)		Ammonia Nitrogen (mg/L)		Unionised Ammonia (mg/L)	chlorophyll-a (mg/L)		E.Coli (cfu/100mL)		
						Value	DA	Value	DA	Value	DA	Value	DA	Value	DA	AA	Value	DA	Value	DA	GM
19-Oct-06	Sunny	Moderate	9:50	Surface	1	<0.02	<0.02	4.5	4.4	<2	<2	9.00	10.0	<0.01000	<0.01000	<0.00086	23.3	21.1	<1	<1	<1
				Bottom	3.8	<0.02	<0.02	4.4	4.4	<2	<2	11.00	10.0	<0.01000	<0.01000	<0.00086	18.9	21.1	<1	<1	<1
25-Oct-06	Sunny	Moderate	9:03	Surface	1	<0.02	<0.02	4.7	4.6	-	-	-	-	<0.01000	<0.01000	<0.00085	22.5	22.2	-	-	-
				Bottom	3.7	<0.02	<0.02	4.6	4.6	-	-	-	-	0.01	<0.01000	<0.00085	21.9	22.2	-	-	-
31-Oct-06	Fine	Moderate	9:47	Surface	1	<0.02	<0.02	5.1	5.1	<2	<2	12.00	12.0	<0.01000	<0.01000	<0.00084	19.5	19.2	<1	<1	<1
				Bottom	3.6	<0.02	<0.02	5.0	5.1	<2	<2	12.00	12.0	0.01	<0.01000	<0.00084	18.8	19.2	<1	<1	<1
6-Nov-06	Sunny	Calm	9:03	Surface	1	<0.02	<0.02	4.9	4.9	-	-	-	-	0.03	0.020	<0.00084	5.1	4.2	-	-	-
				Bottom	3.6	<0.02	<0.02	5.0	4.9	-	-	-	-	0.01	0.020	<0.00084	3.2	4.2	-	-	-
13-Nov-06	Cloudy	Calm	9:10	Surface	1	<0.02	<0.02	5.7	5.7	<2	<2	11.00	11.0	0.01	<0.01000	<0.00083	4.9	4.6	<1	<1	<1
				Bottom	3.9	<0.02	<0.02	5.8	5.7	<2	<2	11.00	11.0	<0.01000	<0.01000	<0.00083	4.2	4.6	<1	<1	<1

Note:

- Lake Condition - Calm: Small or no wave; Moderate: Between calm and rough; Rough : White capped or rougher
- DA - Depth Average
- AA - Annual Average
- AM - Annual Median
- GM - Geometric Mean for last 5 measurements

Remarks: * Calm: Small or no wave; Moderate: Between calm and rough; Rough : White capped or rougher

Water Quality Monitoring Results at WM3

Date	Weather Condition	Lake Condition	Sampling Time	Depth (m)		In-situ Monitoring													Laboratory Monitoring							
						Temperature (°C)		DO Concentration (mg/L)		DO Saturation (%)		Turbidity (NTU)			pH			Conductivity (mS/cm)		Salinity (g/L)		Suspended Solid (mg/L)			Total Nitrogen (mg/L)	
						Value	Average	Value	Average	Value	Average	Value	Average	DA	Value	Average	DA	Value	DA	Value	DA	Value	DA	Value	DA	AM
19-Oct-06	Sunny	Moderate	10:05	Surface	1	27.9	27.9	5.91	6.07	74.5	74.7	3.2	3.2	3.3	7.5	7.5	7.5	91.0	91.0	<0.1	<0.1	4.0	5.0	<2.00	0.4	0.4
					27.8	74.8				3.2		7.5			0.4											
				Bottom	3.8	27.8	6.23	74.8		74.9	3.4	3.4	7.5		91.0	<0.1		5.0		0.4						
					27.8	74.9	3.4	7.5		0.4																
25-Oct-06	Sunny	Moderate	9:18	Surface	1	27.6	27.6	4.32	4.27	55.0	54.8	2.4	2.4	2.5	7.5	7.5	7.5	93.0	93.0	<0.1	<0.1	4.0	5.0	<2.00	0.4	0.4
					27.6	54.5				2.4		2.4			7.5					0.4						
				Bottom	3.8	27.6	4.22	53.5		53.6	2.5	2.5	7.5		92.0	<0.1		5.0		0.4						
					27.6	53.7	2.5	7.5		0.4																
31-Oct-06	Fine	Moderate	10:02	Surface	1	27.9	27.8	5.98	6.07	75.3	75.6	3.8	3.8	4.0	7.6	7.7	7.7	88.0	89.0	<0.1	<0.1	2.0	3.0	<2.00	0.4	0.4
					27.6	75.8				3.8		3.8			7.7					0.4						
				Bottom	3.8	27.0	6.16	76.2		76.2	4.2	4.2	7.5		89.0	<0.1		3.0		0.4						
					27.1	76.1	4.1	7.6		0.4																
6-Nov-06	Sunny	Calm	9:18	Surface	1	25.3	25.3	4.40	4.44	53.8	54.0	3.0	3.0	3.0	7.9	7.9	7.9	91.0	91.0	<0.1	<0.1	<2	<3	<2.00	0.3	0.4
					25.3	54.2				3.0		3.0			7.9					0.4						
				Bottom	3.8	25.4	4.48	54.5		54.7	3.0	3.0	7.9		91.0	<0.1		3.0		0.4						
					25.4	54.8	3.0	3.0		7.9	0.4															
13-Nov-06	Cloudy	Calm	9:22	Surface	1	23.5	23.6	7.40	7.37	86.2	86.3	3.2	3.2	3.2	7.2	7.2	7.2	86.0	86.0	<0.1	<0.1	3.0	3.0	<2.00	0.3	0.4
					23.6	86.4				3.2		3.2			7.2					0.3						
				Bottom	4	23.5	7.35	85.8		85.9	3.1	3.1	7.2		86.0	<0.1		2.0		0.4						
					23.5	85.9	3.1	3.1		7.2	0.4															

Note:

Lake Coni - Calm: Small or no wave; Moderate: Between calm and rough; Rough : White capped or rougher

DA - Depth Average

AA - Annual Average

AM - Annual Median

GM - Geometric Mean for last 5 measurements

Remarks: * Calm: Small or no wave; Moderate: Between calm and rough; Rough : White capped or rougher

Water Quality Monitoring Results at WM3

Date	Weather Condition	Lake Condition	Sampling Time	Depth (m)		Laboratory Monitoring															
						Total Phosphorous (mg/L)		Silica (mg/L)		5-day BOD (mg/L)		COD (mg/L)		Ammonia Nitrogen (mg/L)		Unionised Ammonia (mg/L)	chlorophyll-a (mg/L)		E.Coli (cfu/100mL)		
						Value	DA	Value	DA	Value	DA	Value	DA	Value	DA	AA	Value	DA	Value	DA	GM
19-Oct-06	Sunny	Moderate	10:05	Surface	1	<0.02	<0.02	4.4	4.4	<2	<2	9.00	10.0	0.04	<0.02500	<0.00072	17.4	19.4	<1	<1	<1
				Bottom	3.8	<0.02	<0.02	4.3	4.4	<2	<2	11.00	10.0	<0.01000	<0.02500	<0.00072	21.4	19.4	<1	<1	<1
25-Oct-06	Sunny	Moderate	9:18	Surface	1	<0.02	<0.02	4.6	4.6	-	-	-	-	0.01	0.015	<0.00071	20.8	21.5	-	-	-
				Bottom	3.8	<0.02	<0.02	4.6	4.6	-	-	-	-	0.02	0.015	<0.00071	22.1	21.5	-	-	-
31-Oct-06	Fine	Moderate	10:02	Surface	1	<0.02	<0.02	5.2	5.2	<2	<2	14.00	13.0	<0.01000	<0.01000	<0.00070	19.8	19.1	3	3.0	<1
				Bottom	3.8	<0.02	<0.02	5.2	5.2	<2	<2	12.00	13.0	<0.01000	<0.01000	<0.00070	18.4	19.1	2	3.0	<1
6-Nov-06	Sunny	Calm	9:18	Surface	1	<0.02	<0.02	4.9	4.9	-	-	-	-	<0.01000	<0.01000	<0.00070	3.9	4.5	-	-	-
				Bottom	3.8	<0.02	<0.02	4.9	4.9	-	-	-	-	0.01	<0.01000	<0.00070	5.0	4.5	-	-	-
13-Nov-06	Cloudy	Calm	9:22	Surface	1	<0.02	<0.02	5.8	5.9	<2	<2	10.00	10.0	0.02	0.020	<0.00069	3.8	3.8	<1	<1	<1
				Bottom	4	<0.02	<0.02	6.0	5.9	<2	<2	10.00	10.0	0.02	0.020	<0.00069	3.8	3.8	2	<1	<1

Note:
 Lake Condition - Calm: Small or no wave; Moderate: Between calm and rough; Rough : White capped or rougher
 DA - Depth Average
 AA - Annual Average
 AM - Annual Median
 GM - Geometric Mean for last 5 measurements

Remarks: * Calm: Small or no wave; Moderate: Between calm and rough; Rough : White capped or rougher

Water Quality Monitoring Results at WM4

Date	Weather Condition	Lake Condition	Sampling Time	Depth (m)		In-situ Monitoring														Laboratory Monitoring						
						Temperature (°C)		DO Concentration (mg/L)		DO Saturation (%)		Turbidity (NTU)			pH			Conductivity (mS/cm)		Salinity (g/L)		Suspended Solid (mg/L)			Total Nitrogen (mg/L)	
						Value	Average	Value	Average	Value	Average	Value	Average	DA	Value	Average	DA	Value	DA	Value	DA	Value	DA	Value	DA	Value
19-Oct-06	Sunny	Moderate	10:18	Surface	1	27.8	27.8	6.04	5.87	74.2	74.4	3.7	3.7	3.7	7.5	7.5	7.5	90.0	90.0	<0.1	<0.1	5.0	4.0	<2.00	0.4	0.4
					27.8	74.5				3.7		7.5			90.0					0.4						
				Bottom	3.6	27.8	27.8	5.69		73.9	73.9	3.7	3.7		7.5	7.5		90.0		<0.1	3.0	4.0	<2.00	0.3		
					27.8	73.8	3.7	7.5		90.0	<0.1	3.0	4.0		<2.00	0.3										
25-Oct-06	Sunny	Moderate	9:33	Surface	1	27.6	27.6	4.44	53.6	53.4	2.5	2.5	2.5	7.5	7.5	7.5	88.0	89.0	<0.1	<0.1	3.0	4.0	<2.00	0.4	0.4	
					27.5	53.2			2.5		2.5			7.5					7.5		89.0			<0.1		3.0
				Bottom	3.6	27.5	27.5		4.66	60.0	60.2	2.5		2.5	7.5		7.5		90.0	<0.1	4.0	4.0	<2.00	0.4		
					27.5	60.3	2.5		2.5	7.5	7.5	90.0		<0.1	4.0		4.0		<2.00	0.4						
31-Oct-06	Fine	Moderate	10:15	Surface	1	27.6	27.6	5.99	76.9	77.1	3.3	3.3	3.5	7.6	7.6	7.5	90.0	90.0	<0.1	<0.1	<2	<4	<2.00	0.4	0.4	
					27.5	77.2			3.3		3.3			7.6					7.6		90.0			<0.1		<2
				Bottom	3.8	27.3	27.4		5.71	73.5	73.8	3.7		3.6	7.4		7.4		89.0	<0.1	5.0	4.0	<2.00	0.4		
					27.4	74.1	3.5		3.6	7.4	7.4	89.0		<0.1	5.0		4.0		<2.00	0.4						
6-Nov-06	Sunny	Calm	9:32	Surface	1	25.5	25.6	4.28	52.1	52.0	3.0	3.0	3.0	8.0	8.0	8.0	91.0	91.0	<0.1	<0.1	3.0	<3	<2.00	0.3	0.4	
					25.6	51.8			3.0		3.0			8.0					8.0		91.0			<0.1		3.0
				Bottom	3.8	25.4	25.4		4.32	51.5	53.0	3.0		3.0	8.0		8.0		90.0	<0.1	<2	4.0	<2.00	0.4		
					25.4	54.4	3.0		3.0	8.0	8.0	90.0		<0.1	<2		4.0		<2.00	0.4						
13-Nov-06	Cloudy	Calm	9:34	Surface	1	23.6	23.6	7.54	88.8	88.6	3.2	3.2	3.3	7.2	7.2	7.2	87.0	87.0	<0.1	<0.1	4.0	4.0	<2.00	0.4	0.4	
					23.6	88.4			3.1		3.2			7.2					7.2		87.0			<0.1		4.0
				Bottom	3.8	23.6	23.6		7.50	88.0	87.8	3.2		3.3	7.2		7.2		87.0	<0.1	3.0	4.0	<2.00	0.3		
					23.6	87.6	3.3		3.3	7.2	7.2	87.0		<0.1	3.0		4.0		<2.00	0.3						

Note:

Lake Coni - Calm: Small or no wave; Moderate: Between calm and rough; Rough : White capped or rougher

DA - Depth Average

AA - Annual Average

AM - Annual Median

GM - Geometric Mean for last 5 measurements

Remarks: * Calm: Small or no wave; Moderate: Between calm and rough; Rough : White capped or rougher

Water Quality Monitoring Results at WM4

Date	Weather Condition	Lake Condition	Sampling Time	Depth (m)		Laboratory Monitoring															
						Total Phosphorous (mg/L)		Silica (mg/L)		5-day BOD (mg/L)		COD (mg/L)		Ammonia Nitrogen (mg/L)		Unionised Ammonia (mg/L)	chlorophyll-a (mg/L)		E.Coli (cfu/100mL)		
						Value	DA	Value	DA	Value	DA	Value	DA	Value	DA	AA	Value	DA	Value	DA	GM
19-Oct-06	Sunny	Moderate	10:18	Surface	1	<0.02	<0.02	4.5	4.4	<2	<2	9.00	8.0	<0.01000	<0.01500	<0.00100	21.4	20.6	<1	<1	<1
				Bottom	3.6	<0.02	<0.02	4.4	4.4	<2	<2	7.00	8.0	0.02	<0.01500	<0.00100	19.7	20.6	<1	<1	<1
25-Oct-06	Sunny	Moderate	9:33	Surface	1	<0.02	<0.02	4.6	4.6	-	-	-	-	<0.01000	<0.02000	<0.00099	20.2	20.7	-	-	-
				Bottom	3.6	<0.02	<0.02	4.6	4.6	-	-	-	-	0.03	<0.02000	<0.00099	21.2	20.7	-	-	-
31-Oct-06	Fine	Moderate	10:15	Surface	1	<0.02	<0.02	5.1	5.1	<2	<2	12.00	12.0	0.04	<0.02500	<0.00098	18.3	18.1	<1	<1	<1
				Bottom	3.8	<0.02	<0.02	5.1	5.1	<2	<2	12.00	12.0	<0.01000	<0.02500	<0.00098	17.8	18.1	<1	<1	<1
6-Nov-06	Sunny	Calm	9:32	Surface	1	<0.02	<0.02	4.8	4.8	-	-	-	-	<0.01000	<0.01000	<0.00097	4.1	4.3	-	-	-
				Bottom	3.8	<0.02	<0.02	4.8	4.8	-	-	-	-	<0.01000	<0.01000	<0.00097	4.5	4.3	-	-	-
13-Nov-06	Cloudy	Calm	9:34	Surface	1	<0.02	<0.02	5.9	5.8	<2	<2	12.00	11.0	<0.01000	<0.01000	<0.00096	4.8	4.6	<1	<1	<1
				Bottom	3.8	<0.02	<0.02	5.8	5.8	<2	<2	10.00	11.0	<0.01000	<0.01000	<0.00096	4.3	4.6	<1	<1	<1

Note:
 Lake Condition - Calm: Small or no wave; Moderate: Between calm and rough; Rough : White capped or rougher
 DA - Depth Average
 AA - Annual Average
 AM - Annual Median
 GM - Geometric Mean for last 5 measurements

Remarks: * Calm: Small or no wave; Moderate: Between calm and rough; Rough : White capped or rougher

Water Quality Monitoring Results at WM5

Date	Weather Condition	Lake Condition	Sampling Time	Depth (m)		In-situ Monitoring														Laboratory Monitoring						
						Temperature (°C)		DO Concentration (mg/L)		DO Saturation (%)		Turbidity (NTU)			pH			Conductivity (mS/cm)		Salinity (g/L)		Suspended Solid (mg/L)			Total Nitrogen (mg/L)	
						Value	Average	Value	Average	Value	Average	Value	Average	DA	Value	Average	DA	Value	DA	Value	DA	Value	DA	Value	DA	Value
19-Oct-06	Sunny	Moderate	10:35	Surface	1	27.8	27.8	5.87	5.86	74.2	74.4	3.5	3.5	3.5	7.5	7.5	7.5	90.0	90.0	<0.1	<0.1	2.0	3.0	<2.00	0.3	0.4
					27.8	74.5				3.5		7.5														
				Bottom	3.6	27.8	74.4	3.5		7.5																
					27.8	74.5	3.5	7.5																		
25-Oct-06	Sunny	Moderate	9:48	Surface	1	27.7	27.7	4.31	54.9	55.0	2.5	2.6	2.6	7.5	7.5	7.5	90.0	90.0	<0.1	<0.1	4.0	4.0	<2.00	0.4	0.4	
					27.7	55.0			2.6		7.5															
				Bottom	3.8	27.6	54.9		2.6	7.5																
					27.6	54.6	2.6		7.5																	
31-Oct-06	Fine	Moderate	10:27	Surface	1	27.5	27.5	6.14	78.4	78.1	3.0	3.0	3.1	7.6	7.6	7.7	91.0	91.0	<0.1	<0.1	2.0	<2	<2.00	0.3	0.4	
					27.5	77.7			3.0		7.6															
				Bottom	3.9	27.0	76.2		2.9	7.7																
					27.1	74.3	3.2		7.7																	
6-Nov-06	Sunny	Calm	9:46	Surface	1	25.3	25.3	4.28	53.0	52.8	2.8	2.8	2.8	7.9	7.9	7.9	91.0	91.0	<0.1	<0.1	<2	<2	<2.00	0.4	0.4	
					25.3	52.6			2.8		7.9															
				Bottom	3.9	25.4	51.0		2.8	7.9																
					25.4	51.9	2.8		7.9																	
13-Nov-06	Cloudy	Calm	9:45	Surface	1	23.6	23.6	7.25	85.2	85.3	3.4	3.5	3.5	7.2	7.2	7.2	86.0	86.0	<0.1	<0.1	3.0	4.0	<2.00	0.4	0.4	
					23.6	85.4			3.6		7.2															
				Bottom	3.7	23.5	83.6		3.5	7.2																
					23.5	83.8	3.4		7.2																	

Note:
 Lake Coni - Calm: Small or no wave; Moderate: Between calm and rough; Rough : White capped or rougher
 DA - Depth Average
 AA - Annual Average
 AM - Annual Median
 GM - Geometric Mean for last 5 measurements

Remarks: * Calm: Small or no wave; Moderate: Between calm and rough; Rough : White capped or rougher

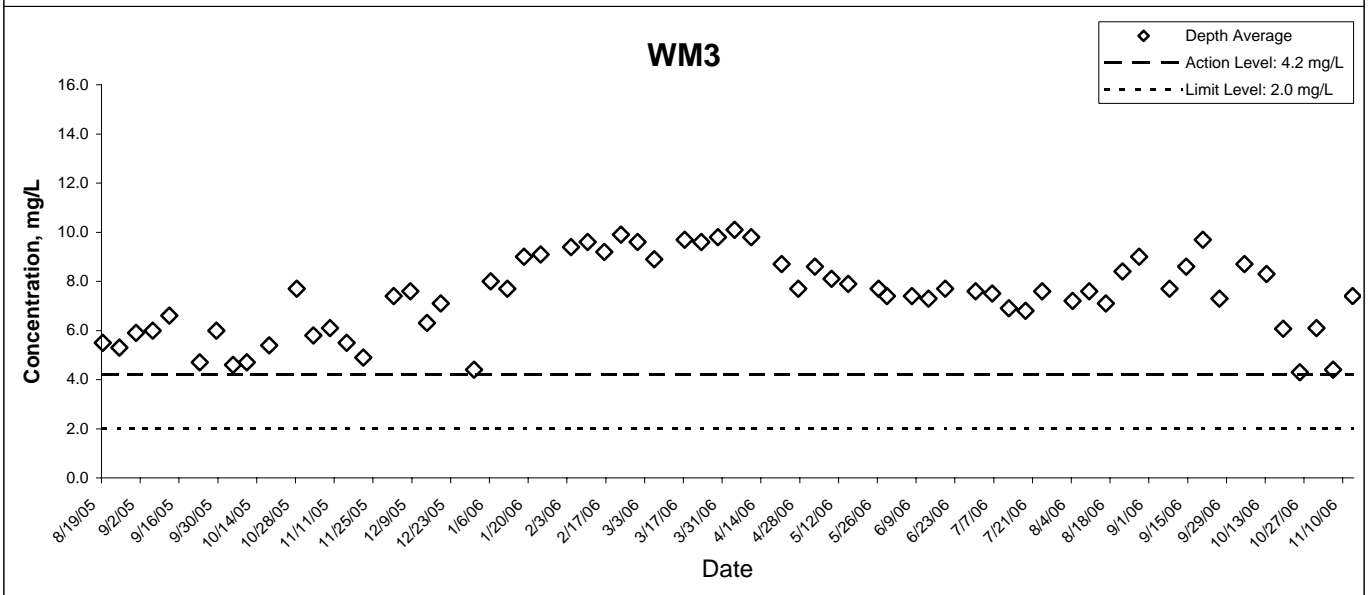
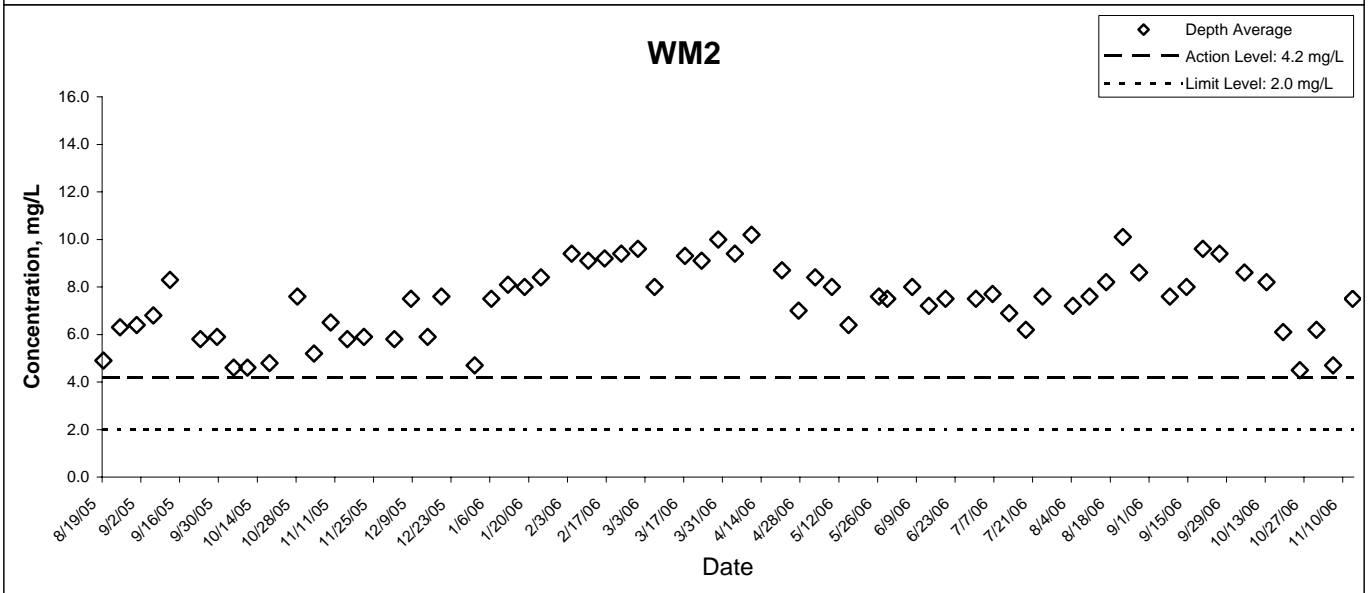
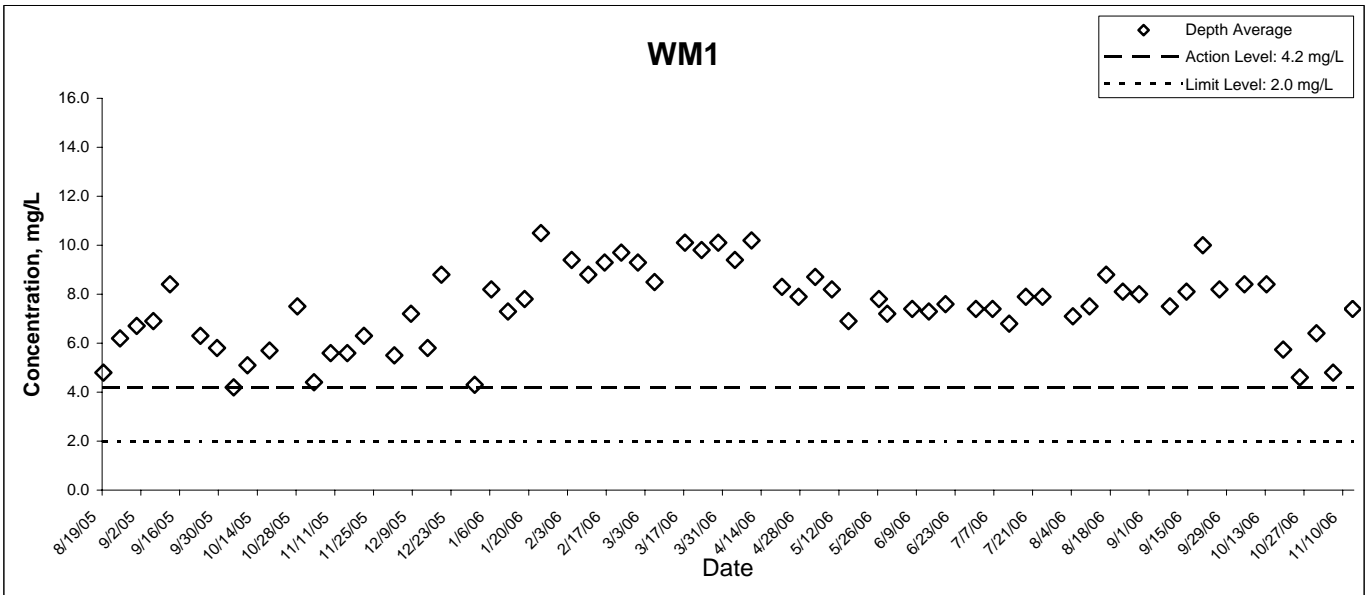
Water Quality Monitoring Results at WM5

Date	Weather Condition	Lake Condition	Sampling Time	Depth (m)		Laboratory Monitoring															
						Total Phosphorous (mg/L)		Silica (mg/L)		5-day BOD (mg/L)		COD (mg/L)		Ammonia Nitrogen (mg/L)		Unionised Ammonia (mg/L)	chlorophyll-a (mg/L)		E.Coli (cfu/100mL)		
						Value	DA	Value	DA	Value	DA	Value	DA	Value	DA	AA	Value	DA	Value	DA	GM
19-Oct-06	Sunny	Moderate	10:35	Surface	1	<0.02	<0.02	4.4	4.4	<2	<2	8.00	9.0	<0.01000	<0.01000	<0.00076	19.8	20.6	<1	<1	<1
				Bottom	3.6	<0.02	<0.02	4.4	4.4	<2	<2	10.00	10.00	<0.01000	<0.01000	<0.00076	21.4	21.4	<1	<1	<1
25-Oct-06	Sunny	Moderate	9:48	Surface	1	<0.02	<0.02	4.7	4.7	-	-	-	-	0.08	0.045	<0.00076	22.4	21.9	-	-	-
				Bottom	3.8	<0.02	<0.02	4.7	4.7	-	-	-	-	0.01	0.01	<0.00076	21.4	21.4	-	-	-
31-Oct-06	Fine	Moderate	10:27	Surface	1	<0.02	<0.02	5.0	5.0	<2	<2	12.00	12.0	<0.01000	<0.02500	<0.00076	19.5	20.7	<1	<1	<1
				Bottom	3.9	<0.02	<0.02	4.9	4.9	<2	<2	12.00	12.00	0.04	0.04	<0.00076	21.8	21.8	<1	<1	<1
6-Nov-06	Sunny	Calm	9:46	Surface	1	<0.02	<0.02	4.8	4.9	-	-	-	-	<0.01000	<0.01000	<0.00076	3.4	3.6	-	-	-
				Bottom	3.9	<0.02	<0.02	5.0	4.9	-	-	-	-	<0.01000	<0.01000	<0.00076	3.7	3.6	-	-	-
13-Nov-06	Cloudy	Calm	9:45	Surface	1	<0.02	<0.02	5.8	5.8	<2	<2	11.00	11.0	0.01	0.010	<0.00075	4.2	4.8	<1	<1	<1
				Bottom	3.7	<0.02	<0.02	5.8	5.8	<2	<2	11.00	11.00	0.01	0.01	<0.00075	5.3	4.8	1	<1	<1

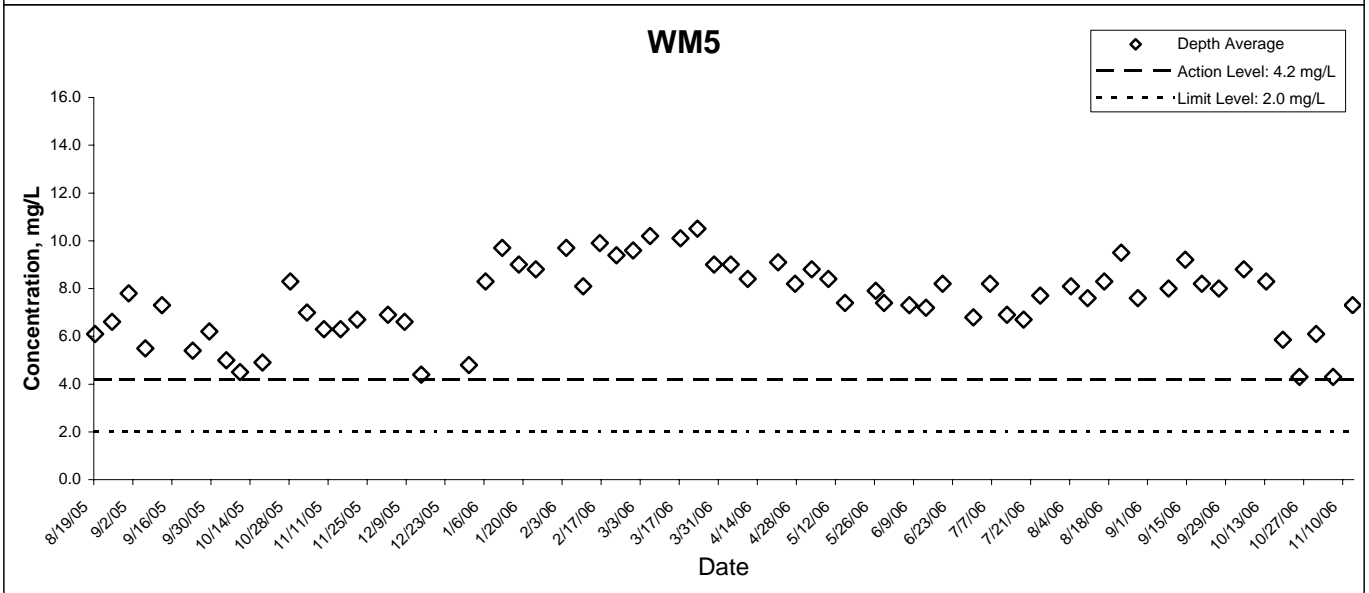
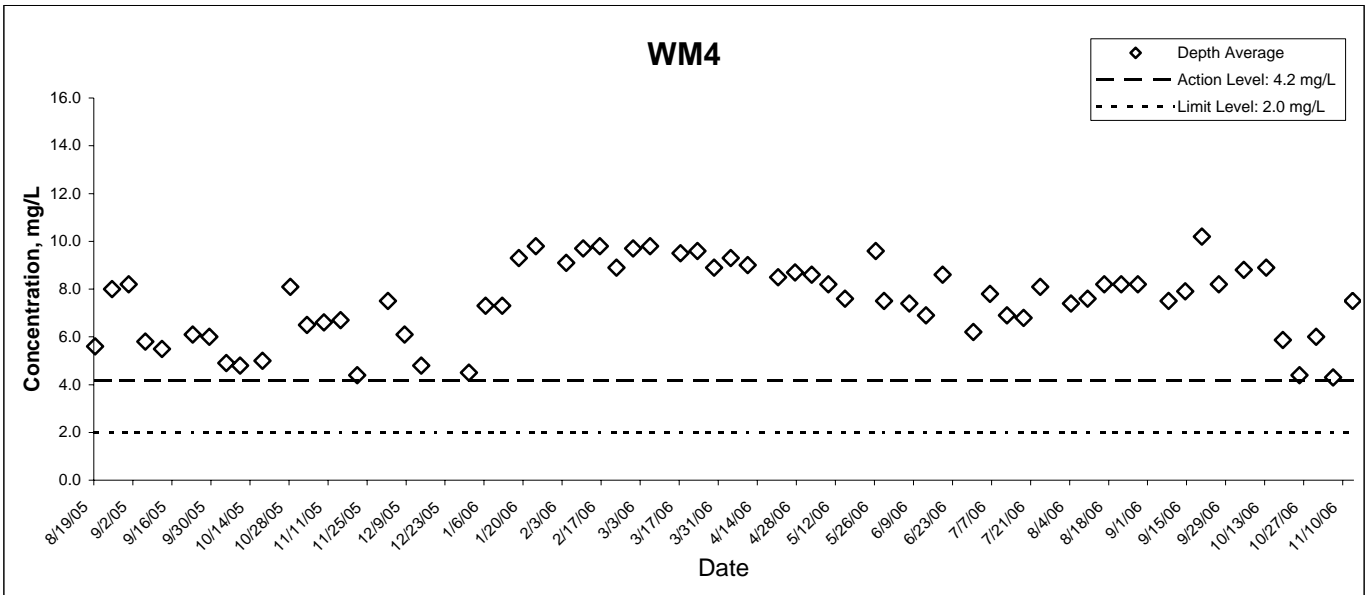
Note:
 Lake Condition - Calm: Small or no wave; Moderate: Between calm and rough; Rough : White capped or rougher
 DA - Depth Average
 AA - Annual Average
 AM - Annual Median
 GM - Geometric Mean for last 5 measurements

Remarks: * Calm: Small or no wave; Moderate: Between calm and rough; Rough : White capped or rougher

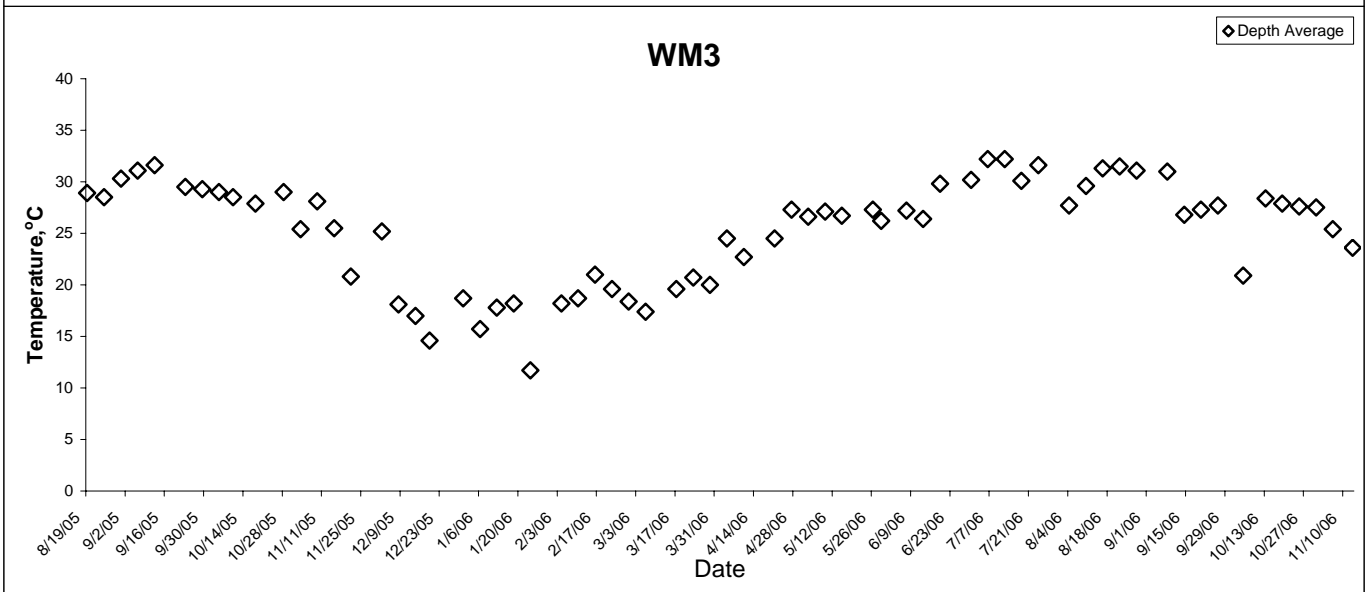
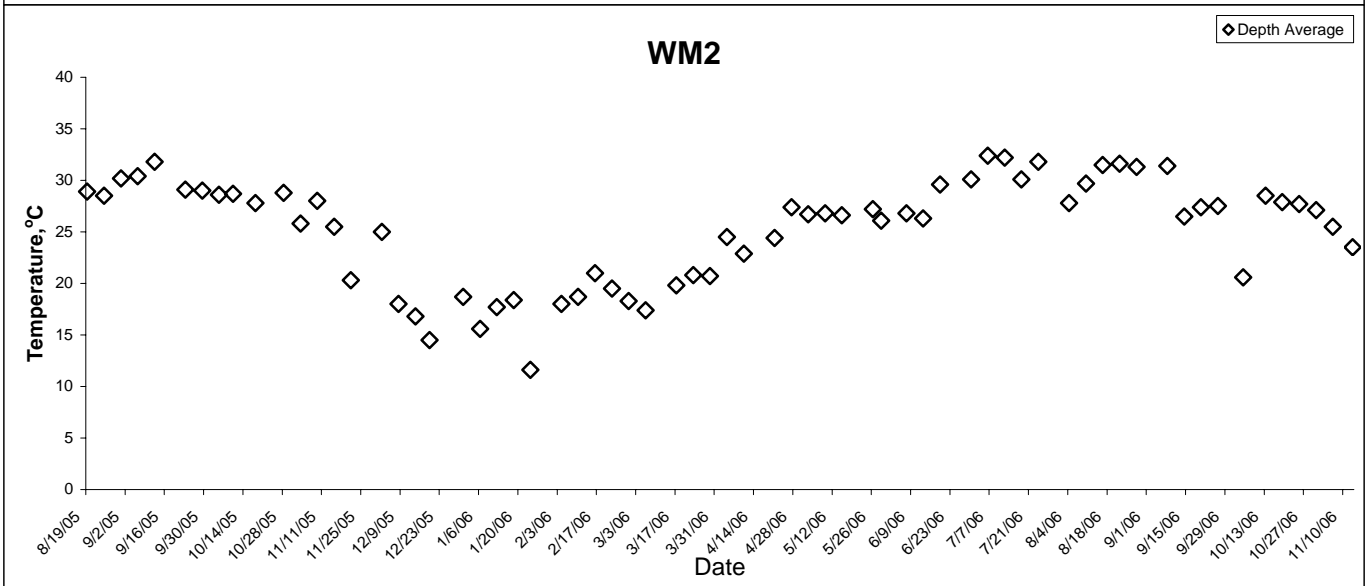
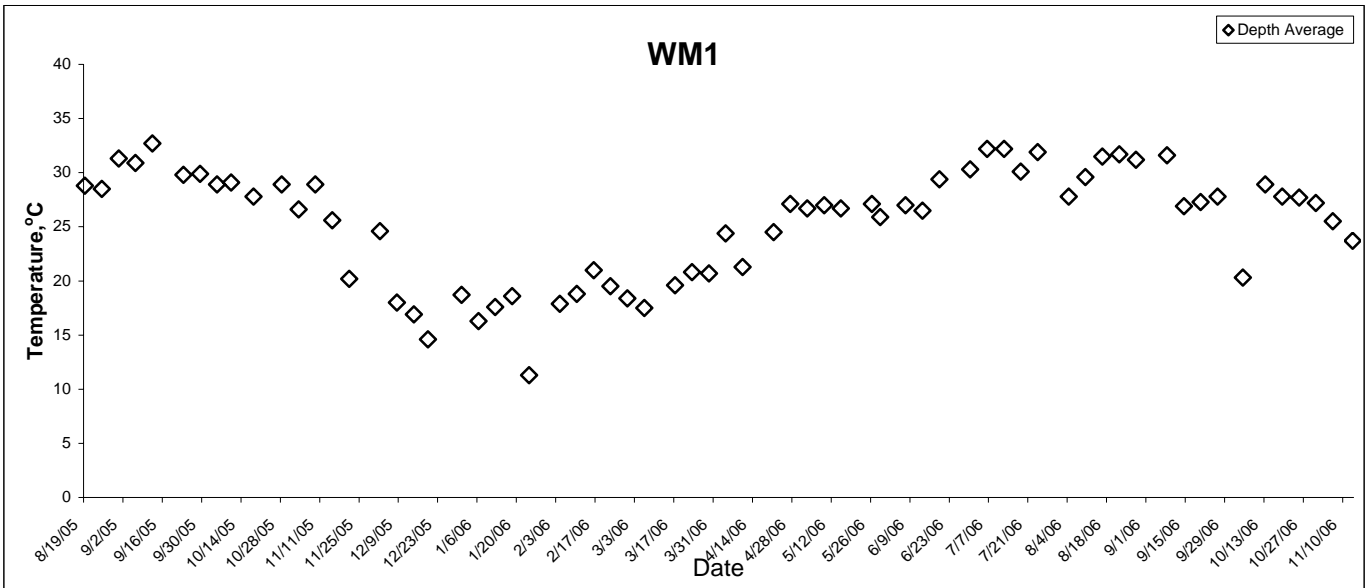
Dissovled Oxygen



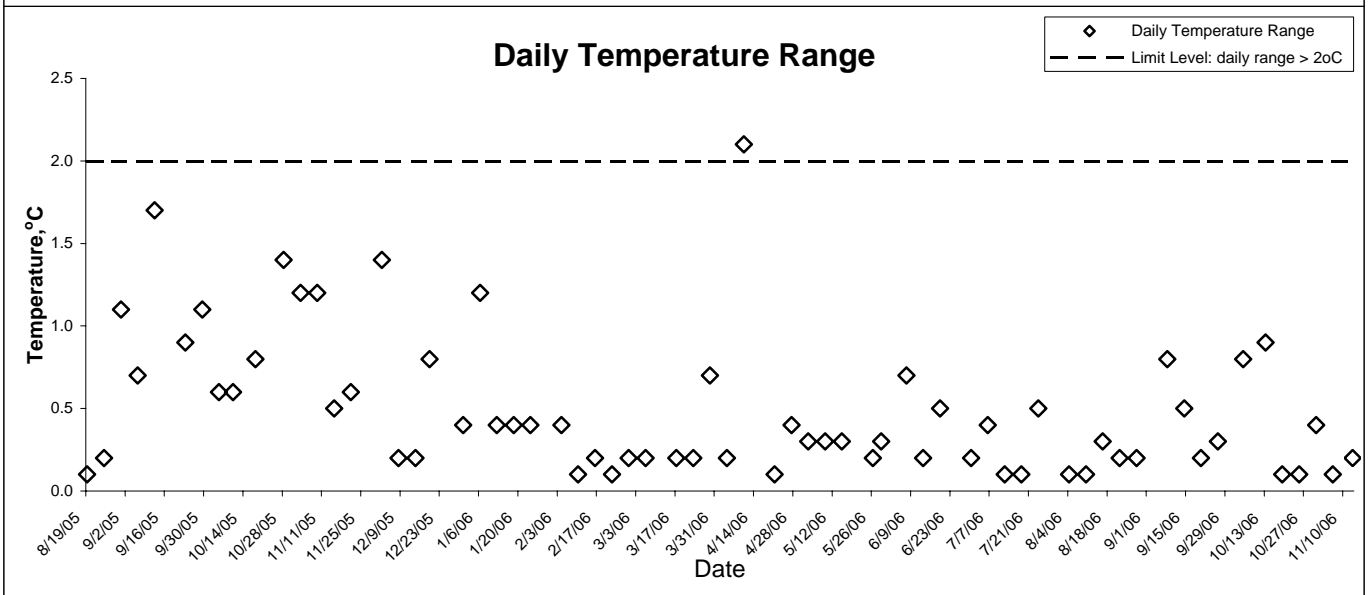
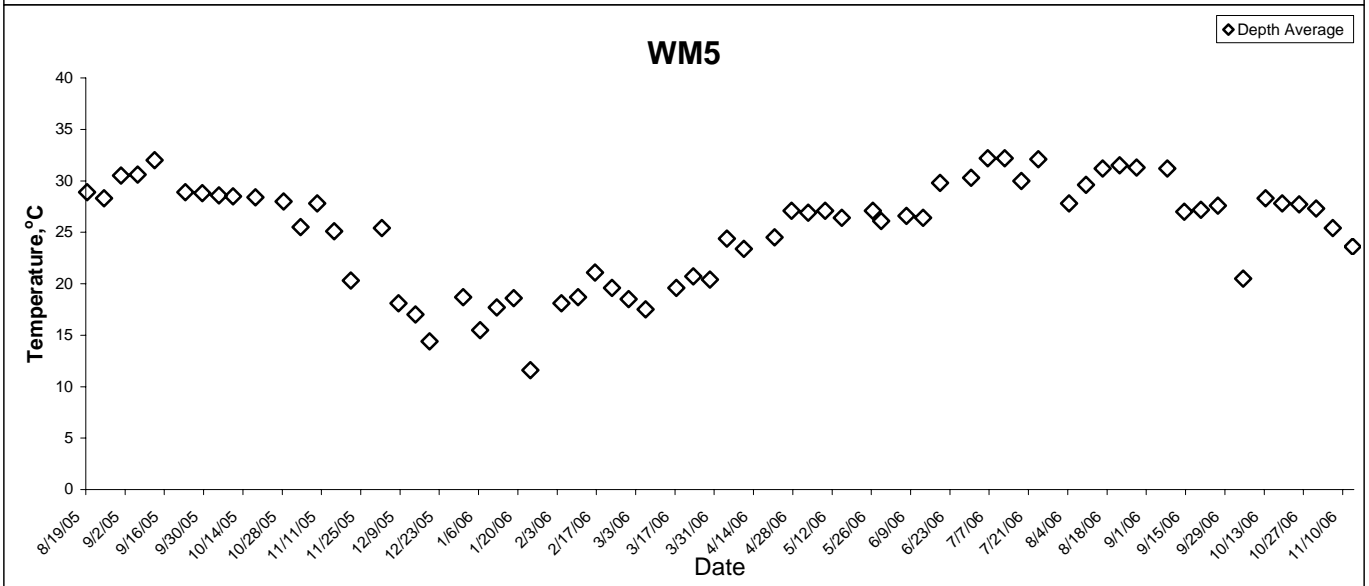
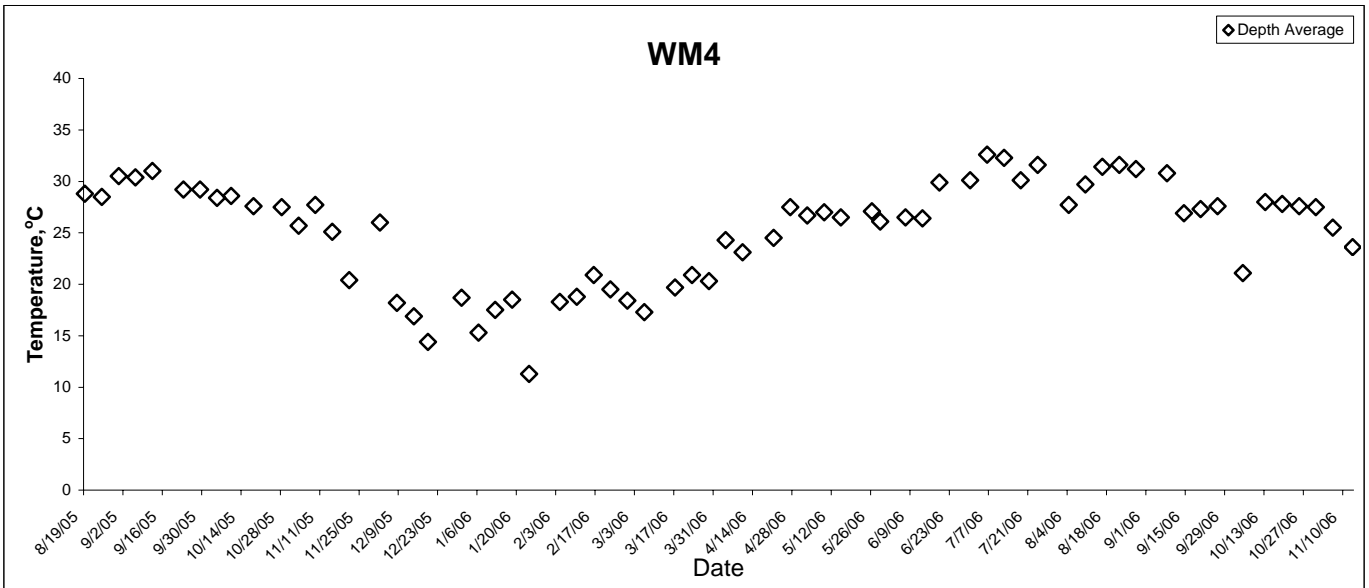
Dissoved Oxygen



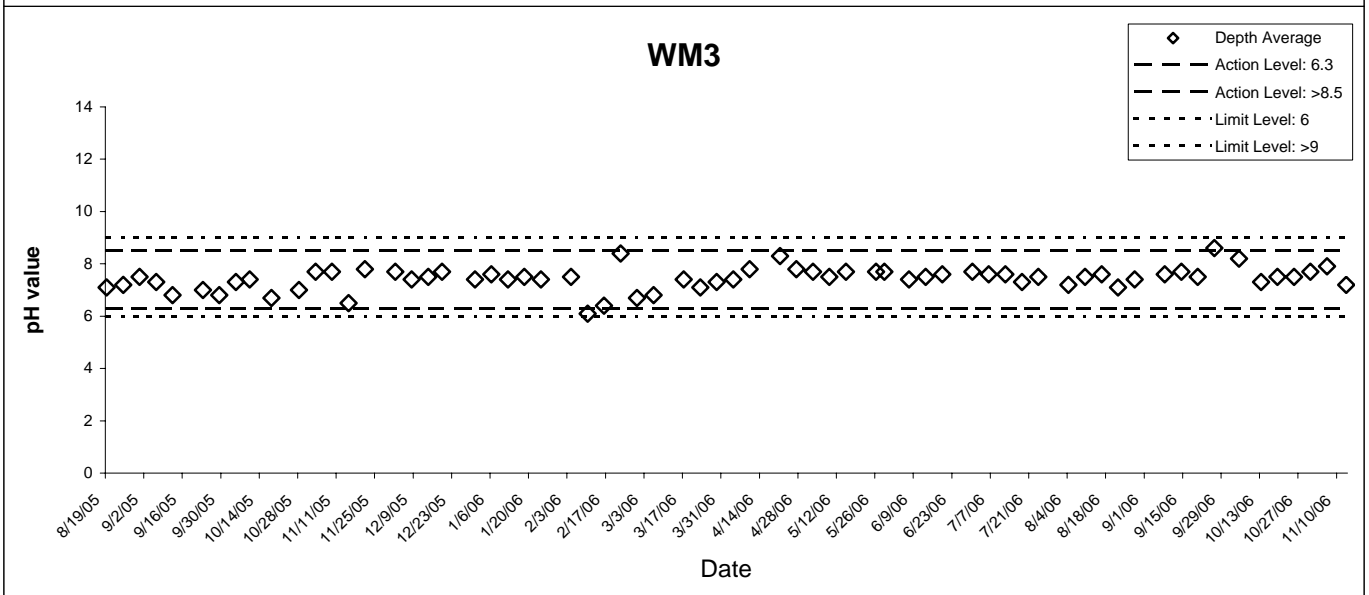
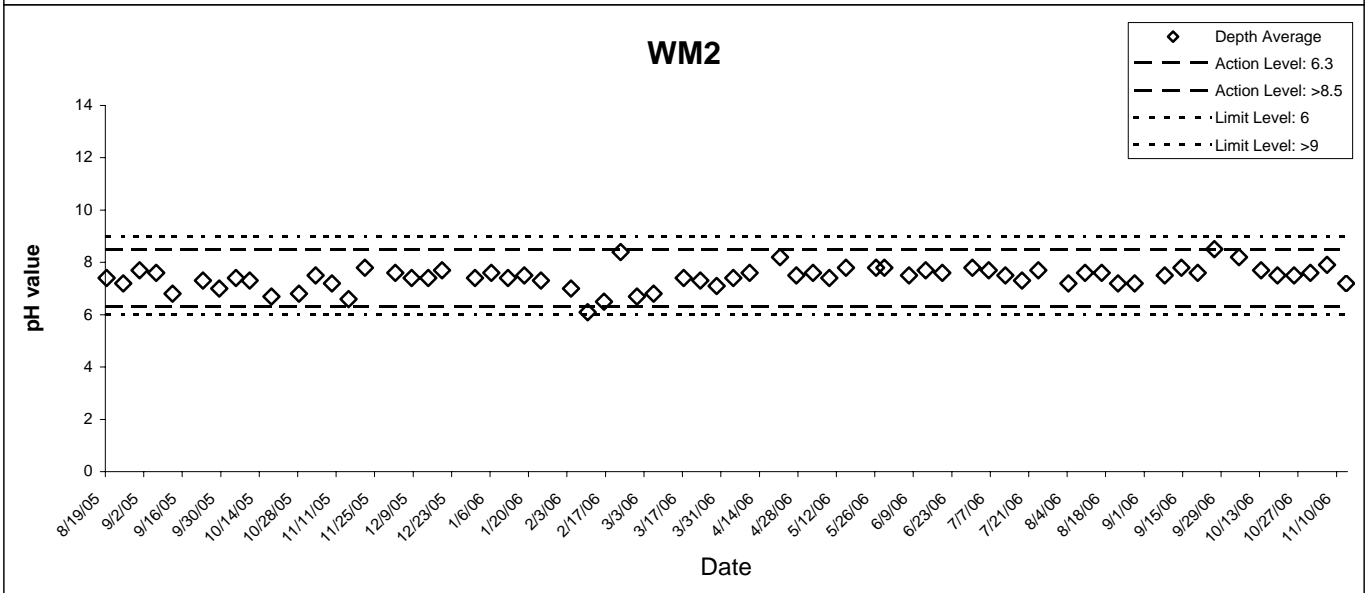
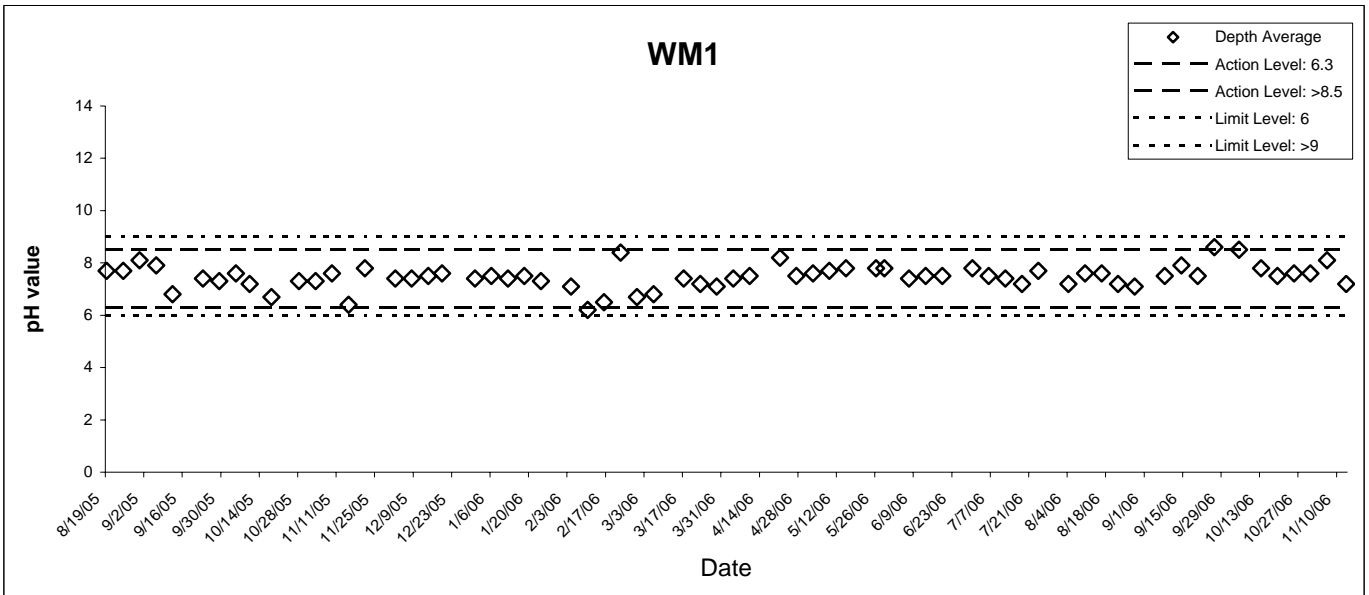
Temperature



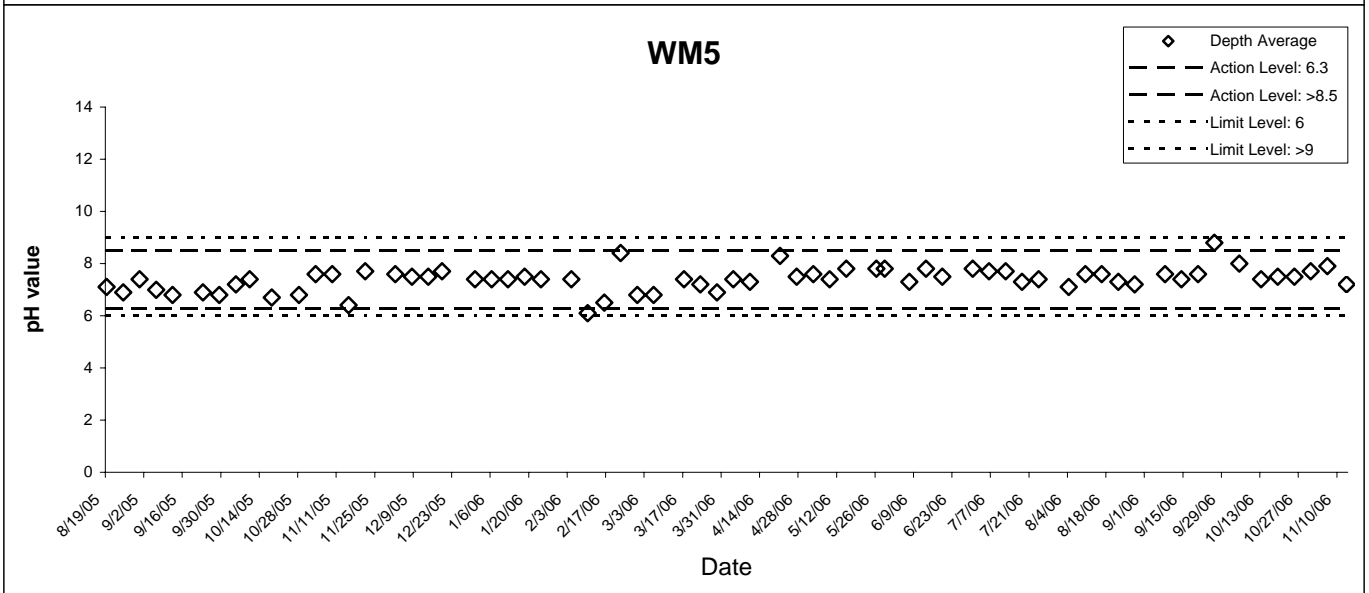
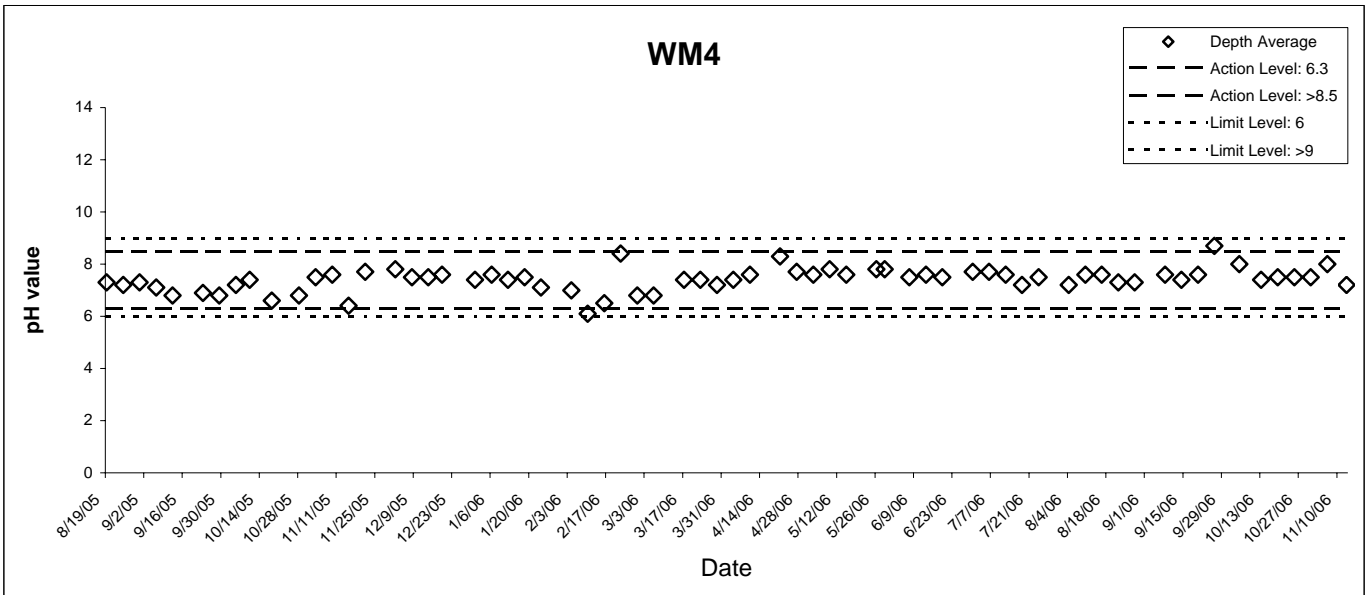
Temperature



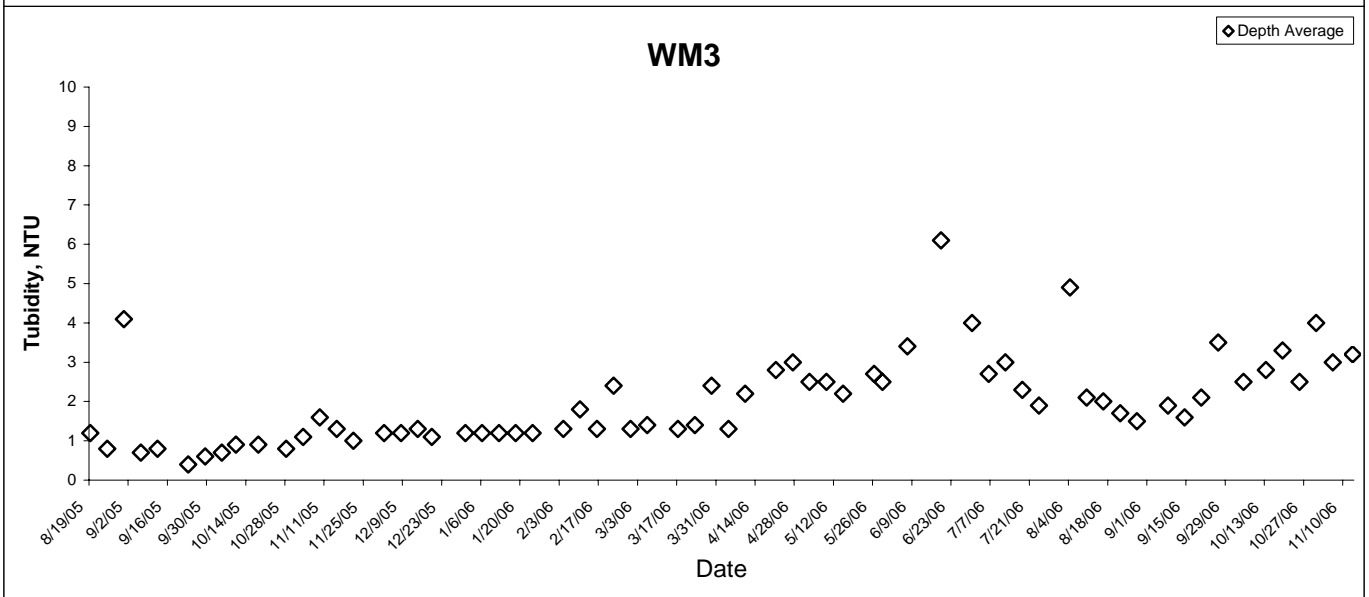
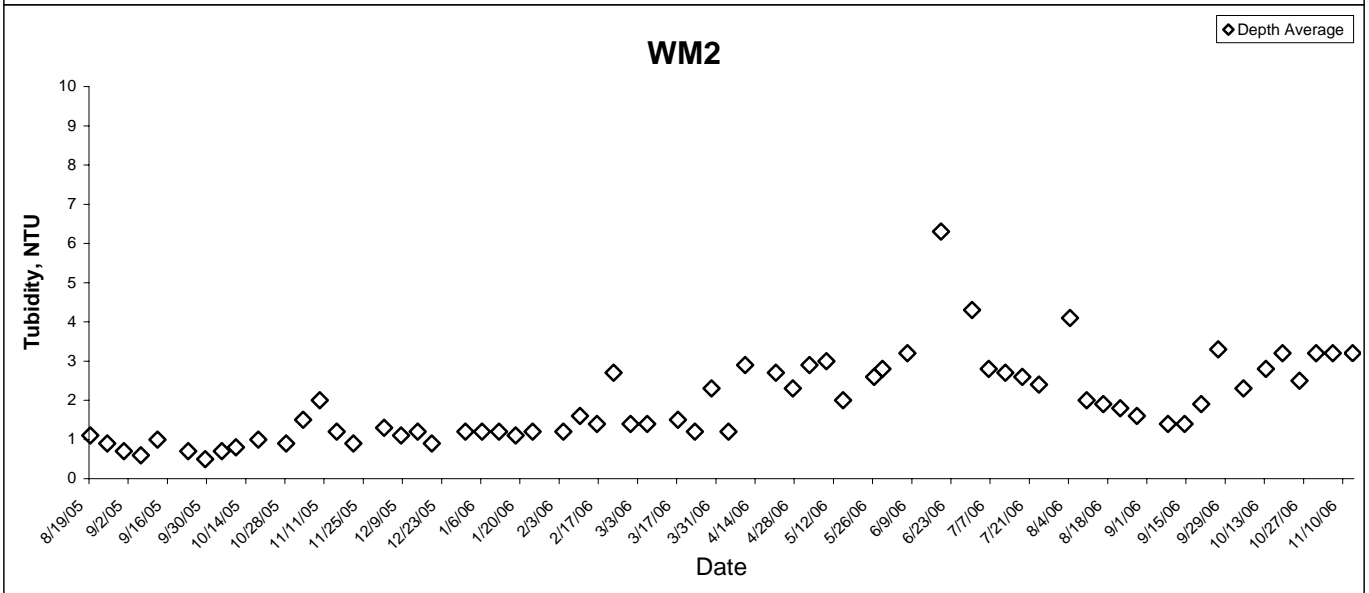
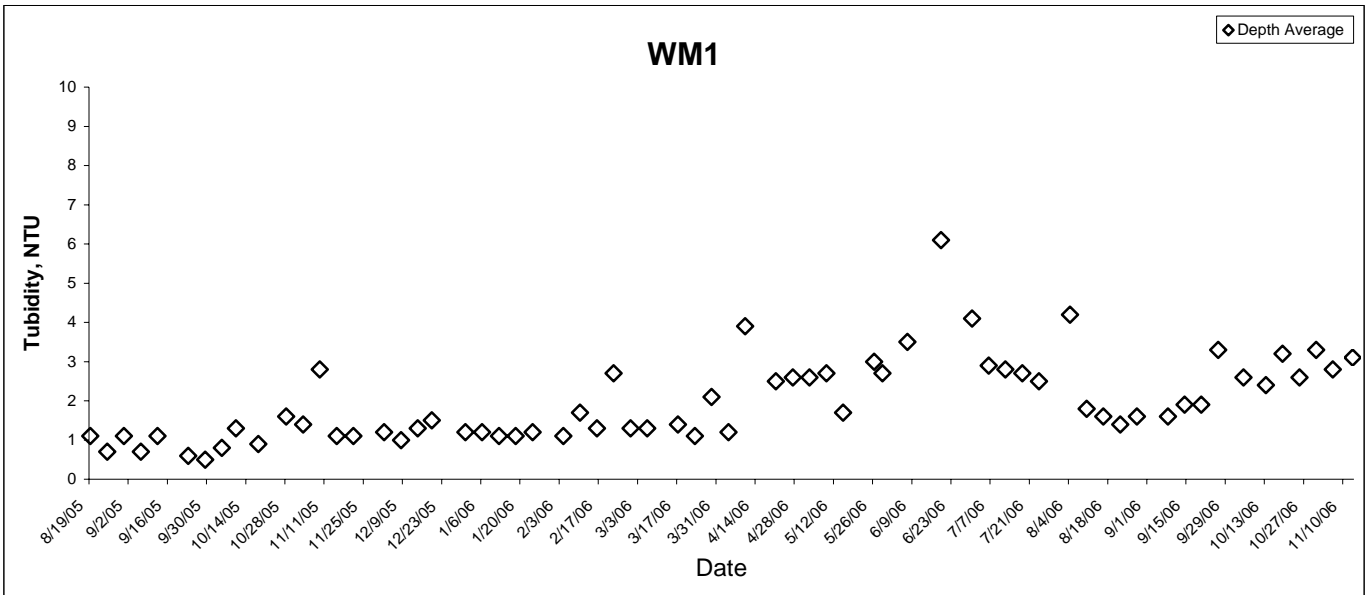
pH



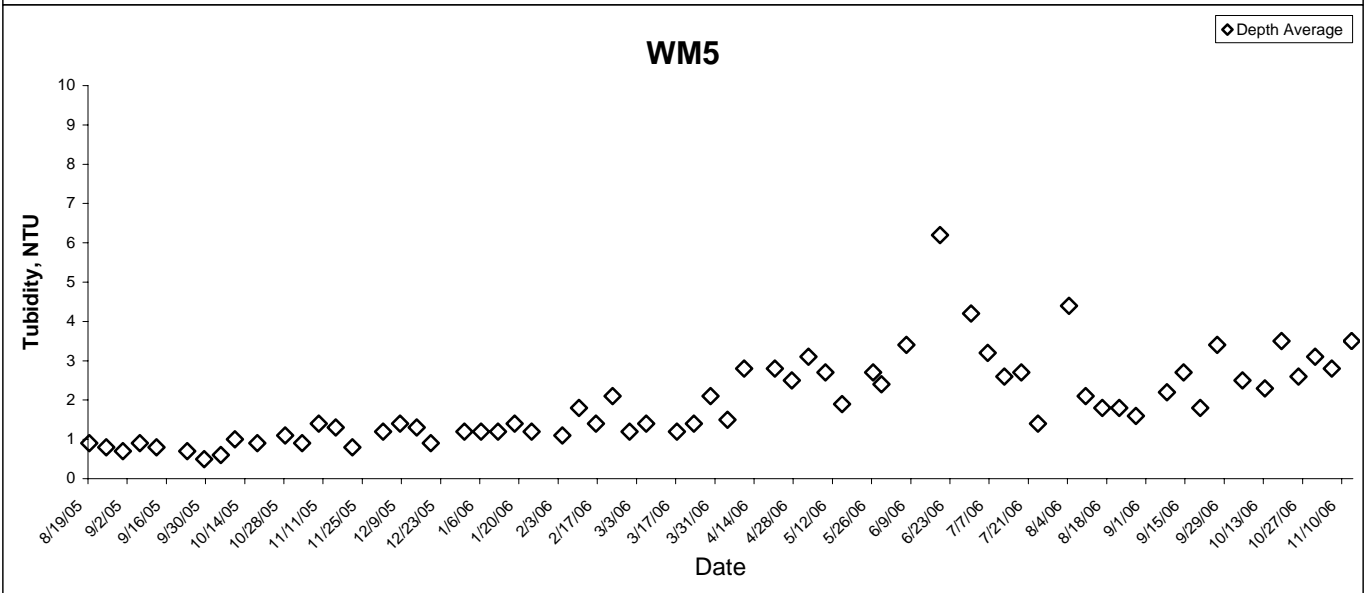
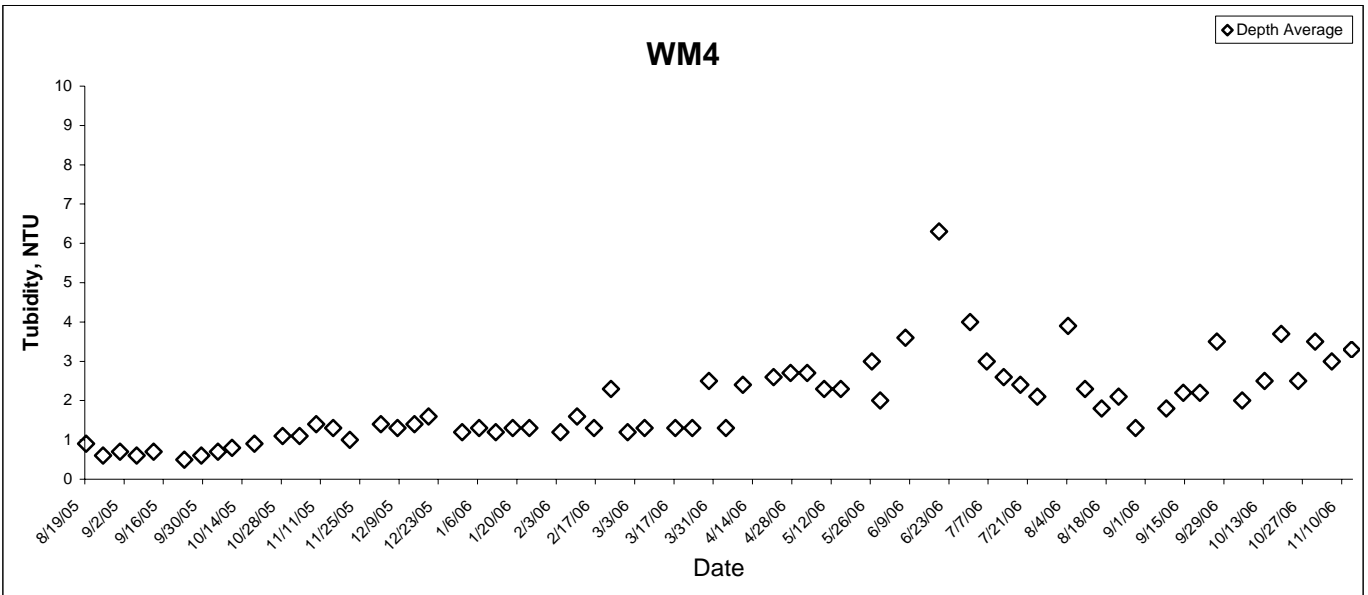
pH



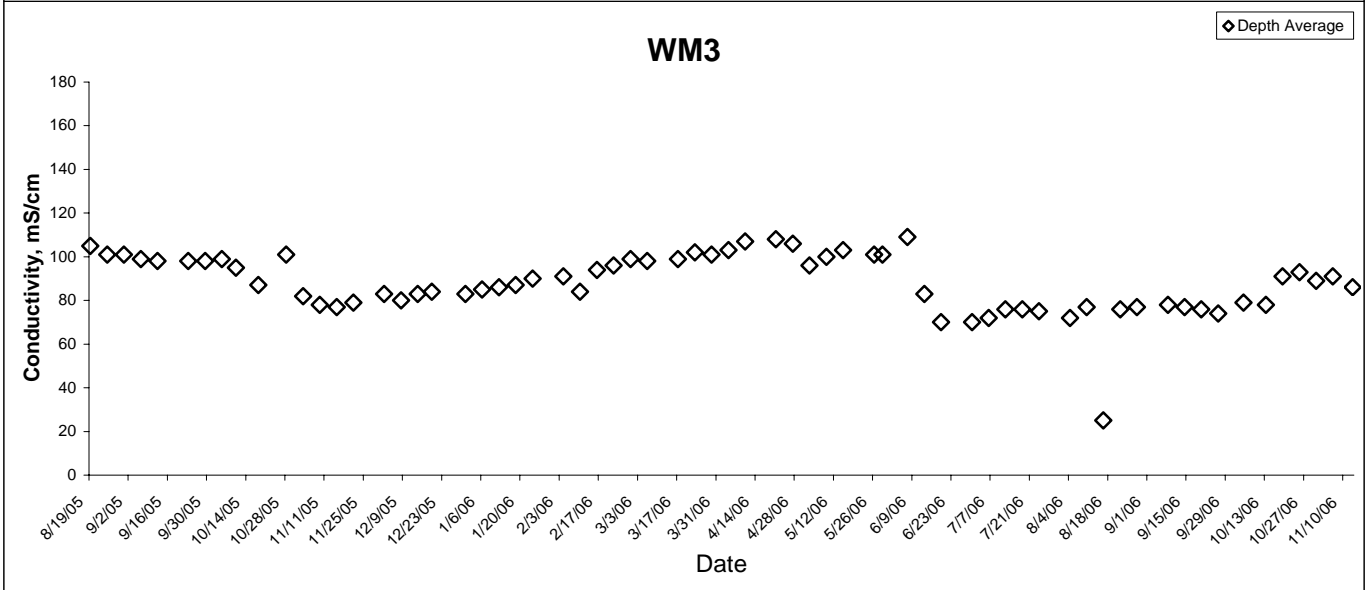
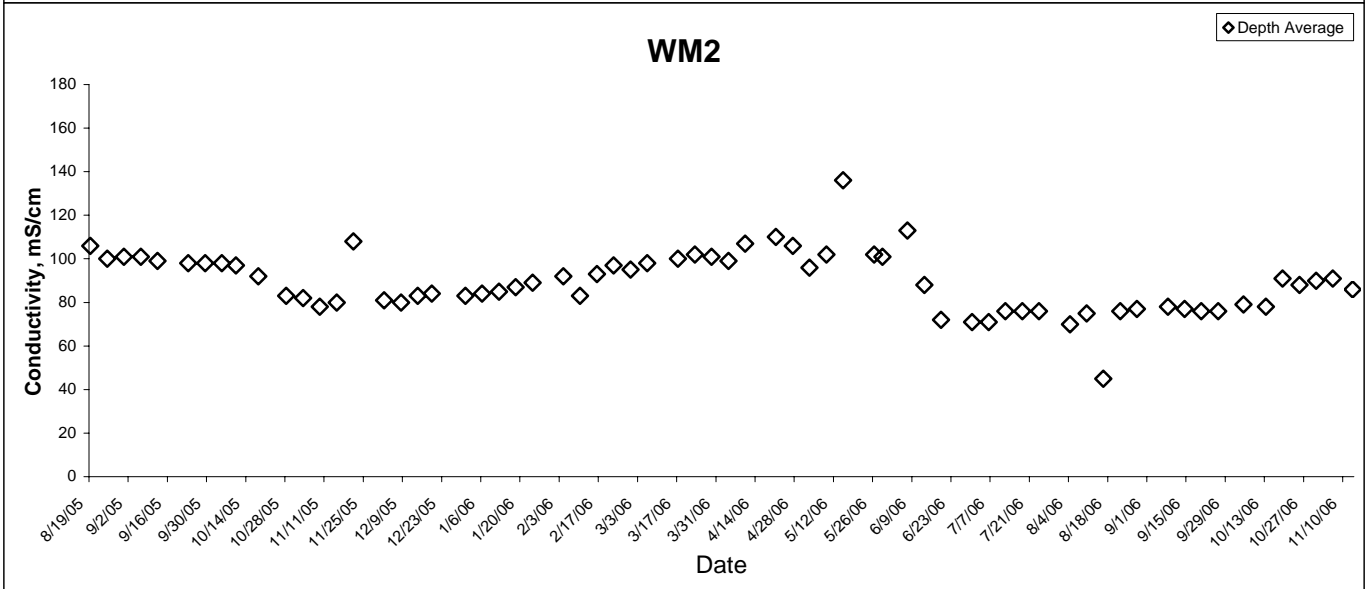
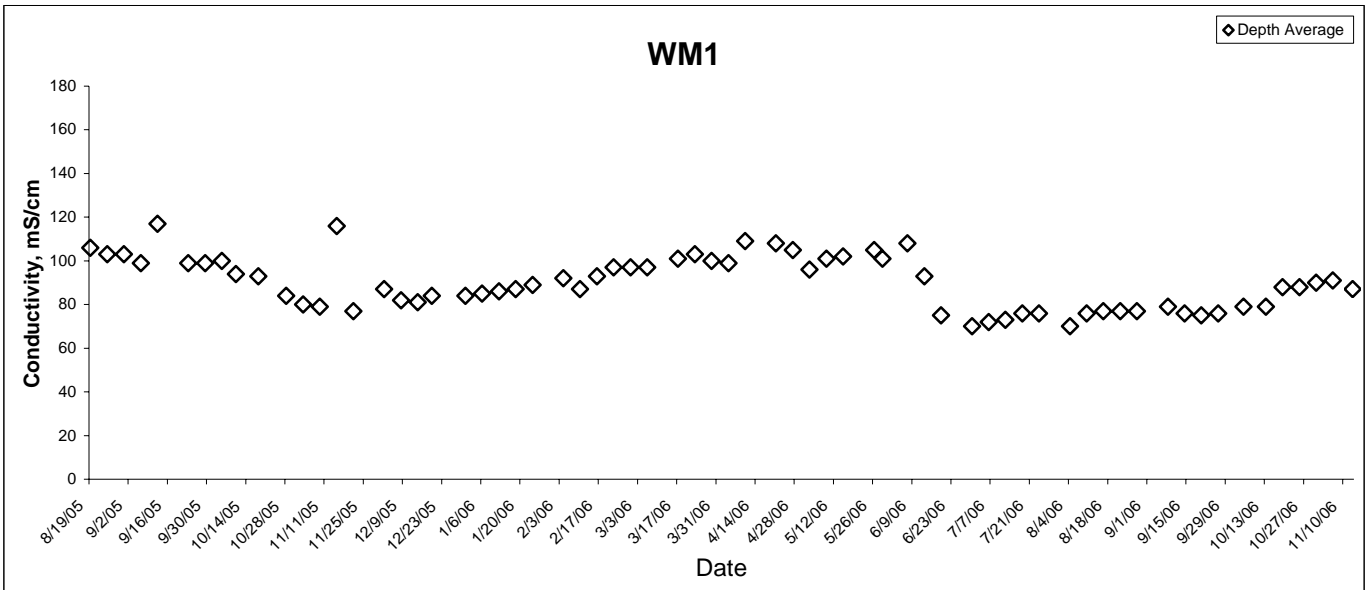
Turbidity



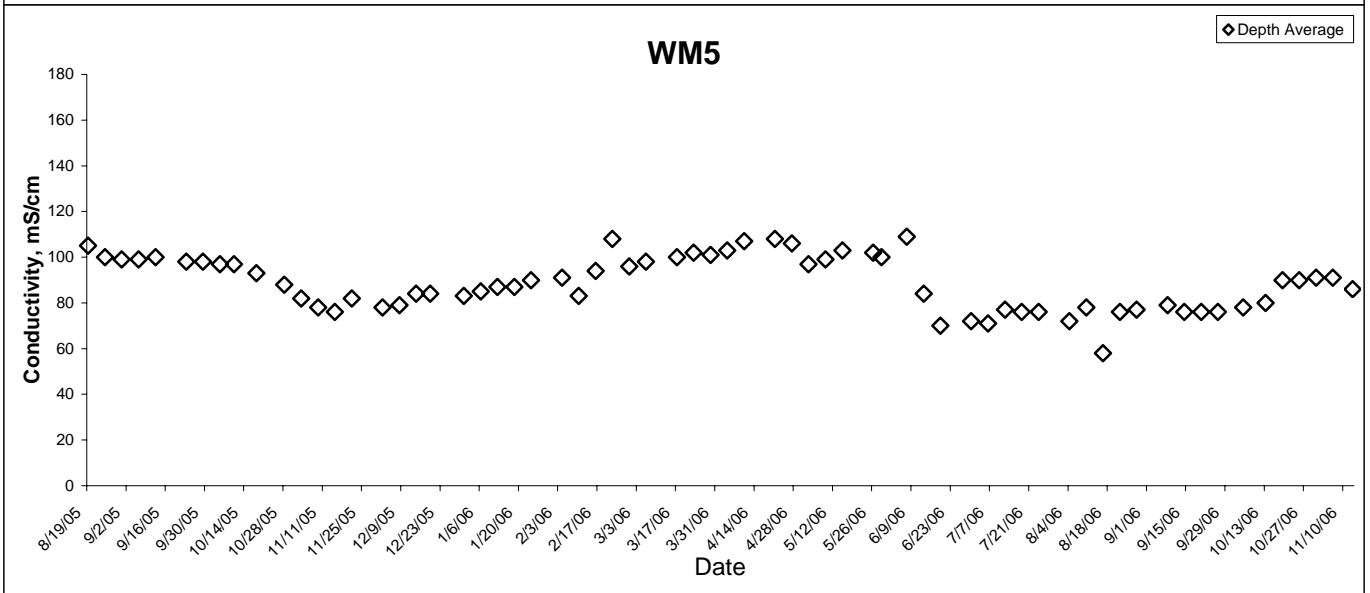
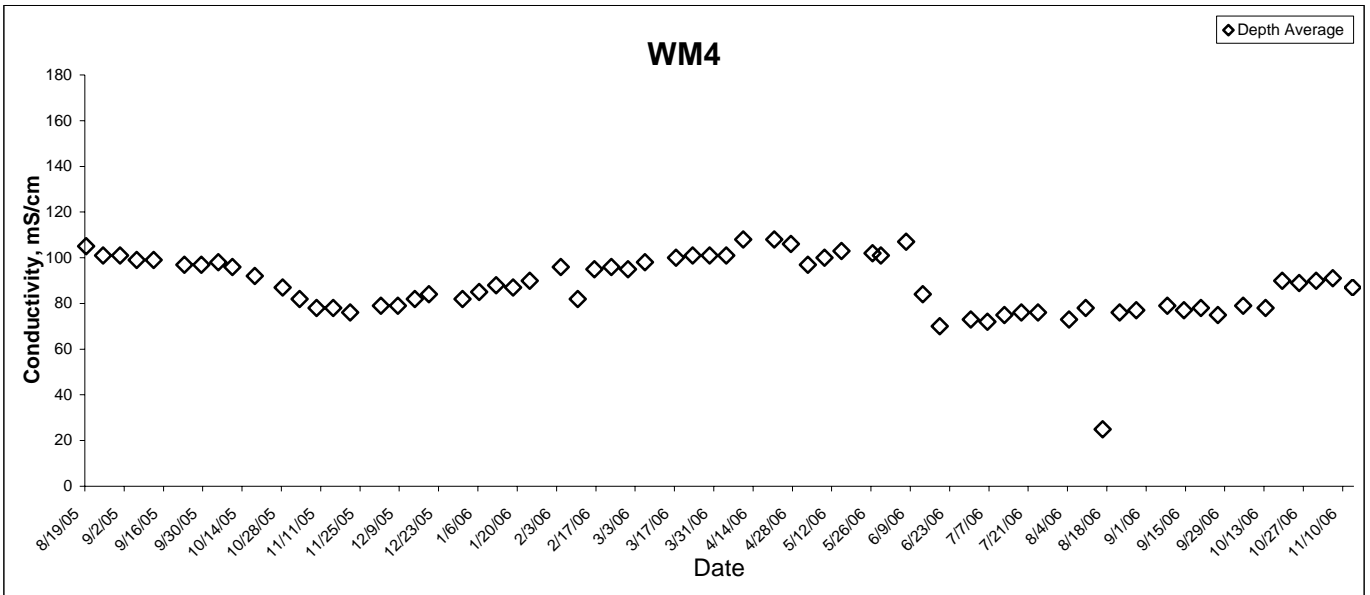
Turbidity



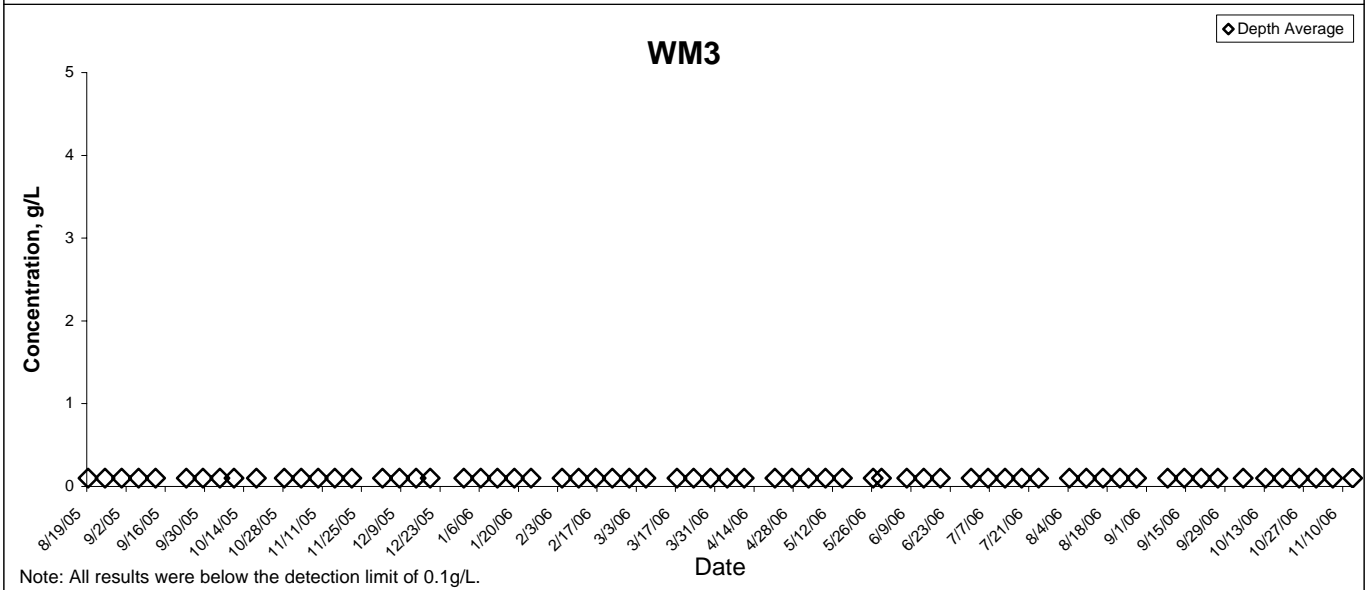
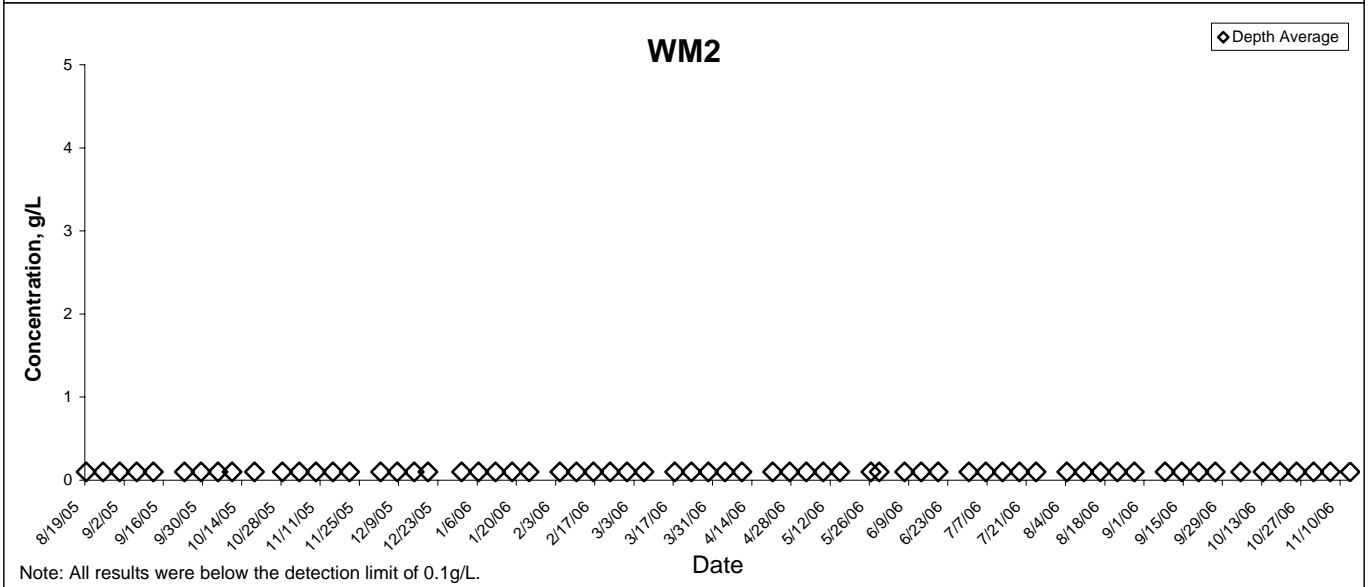
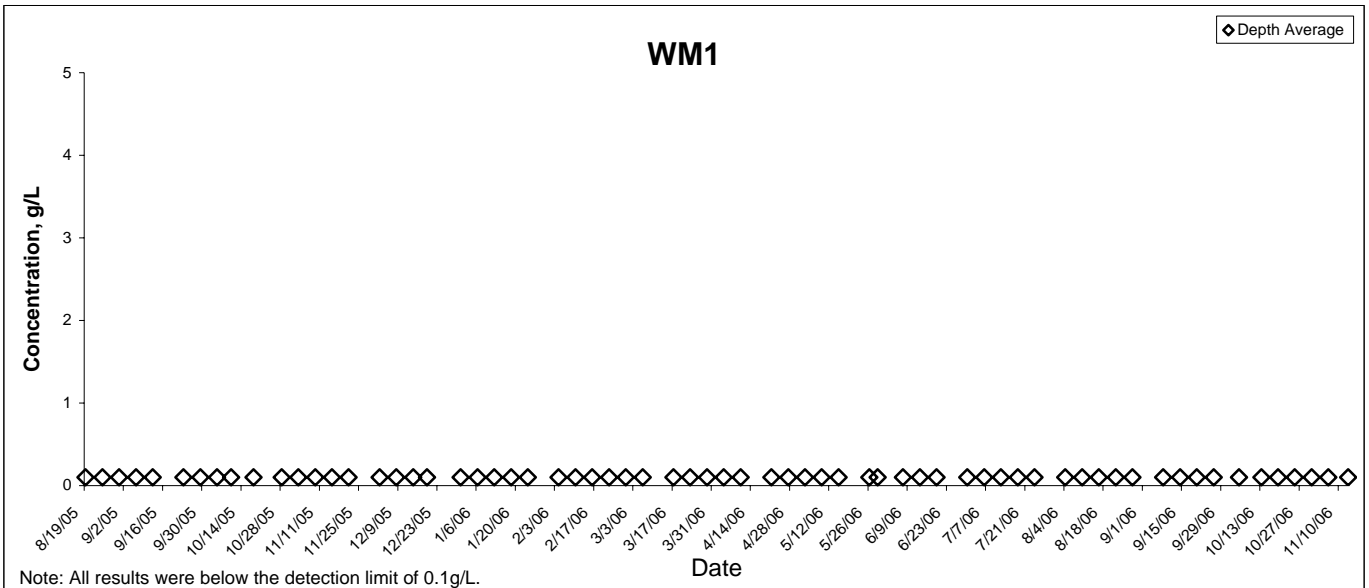
Conductivity



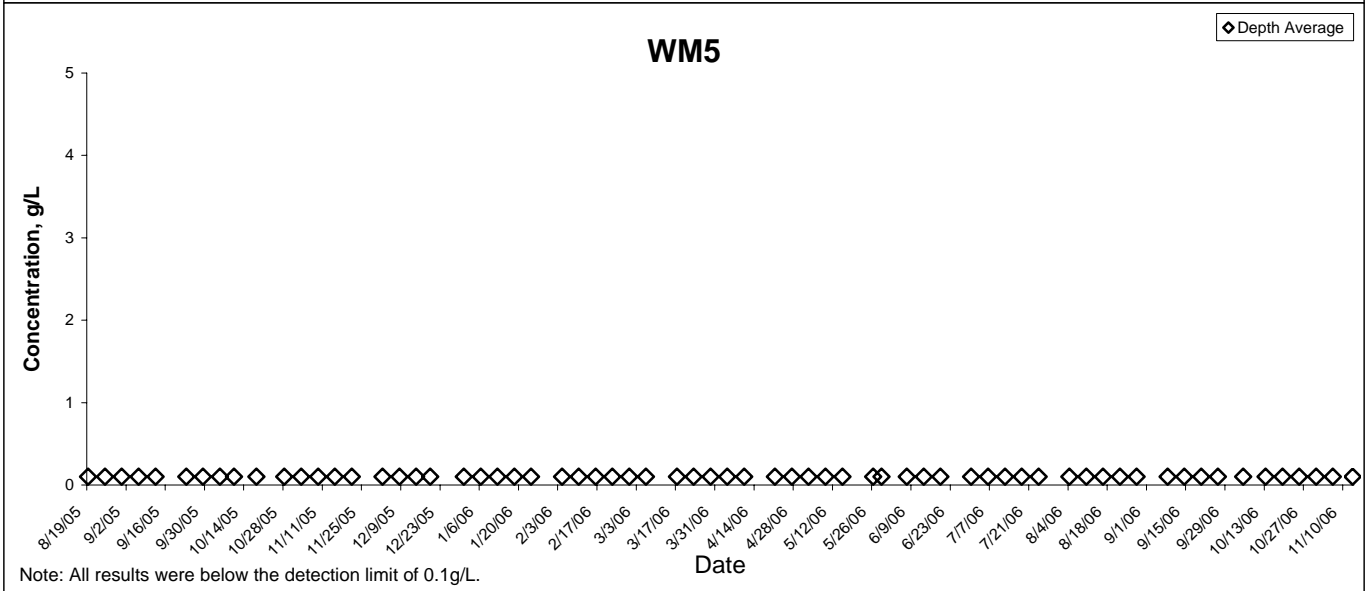
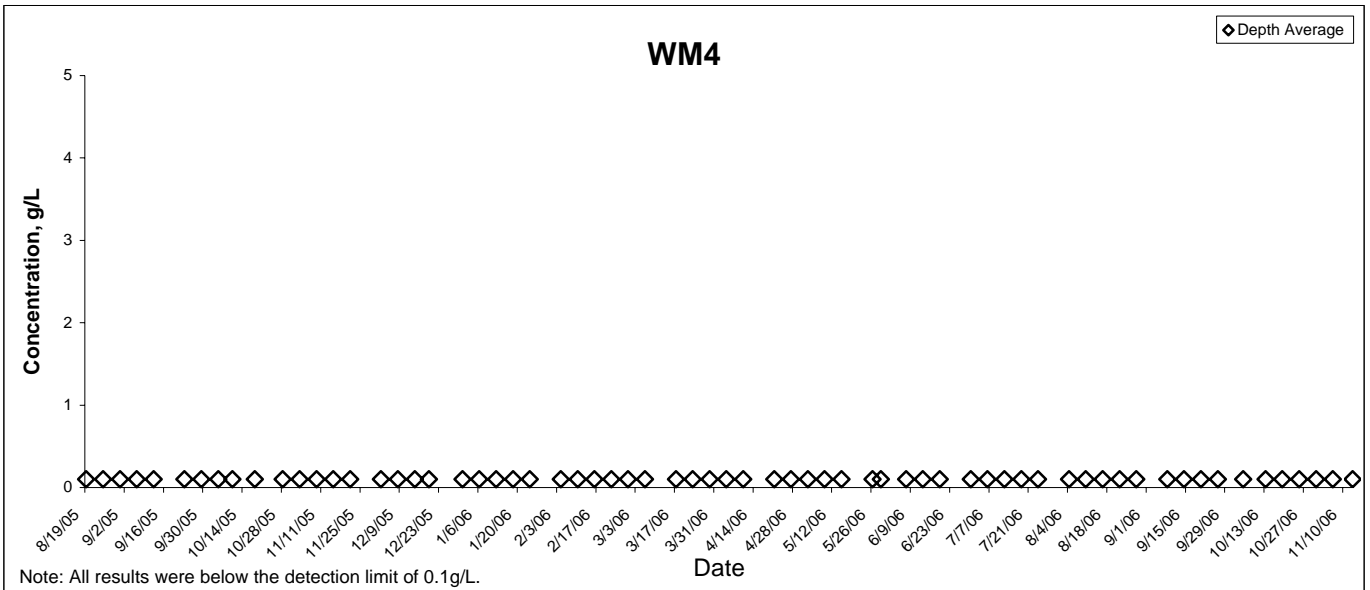
Conductivity



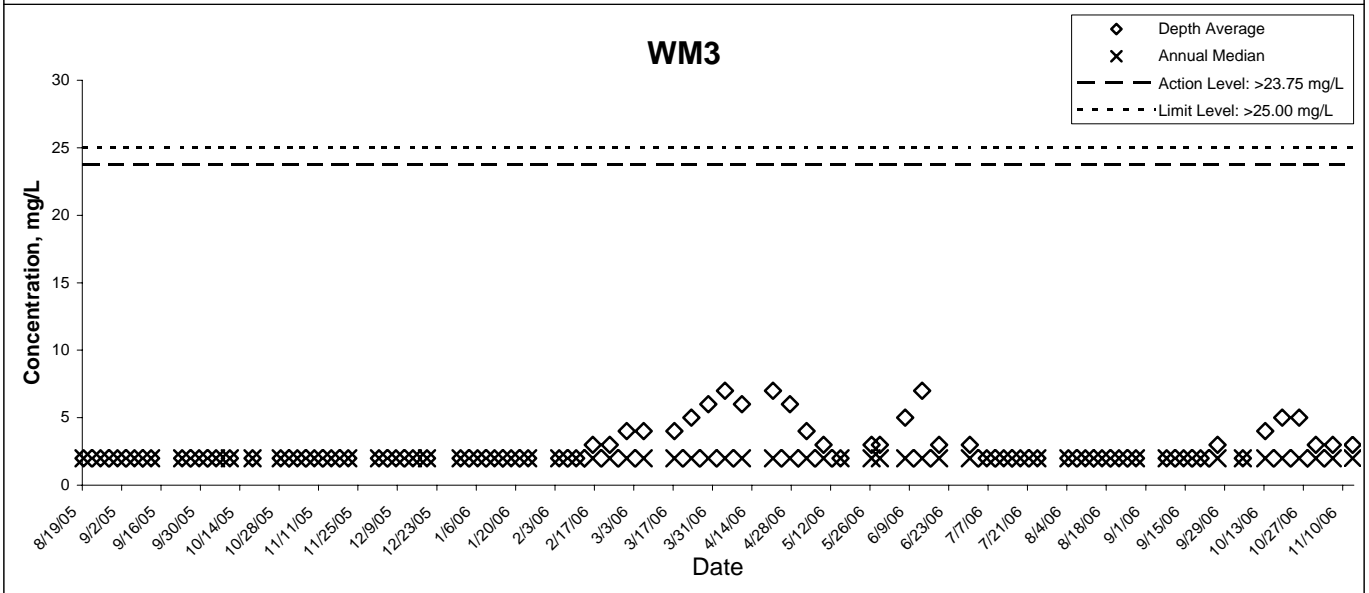
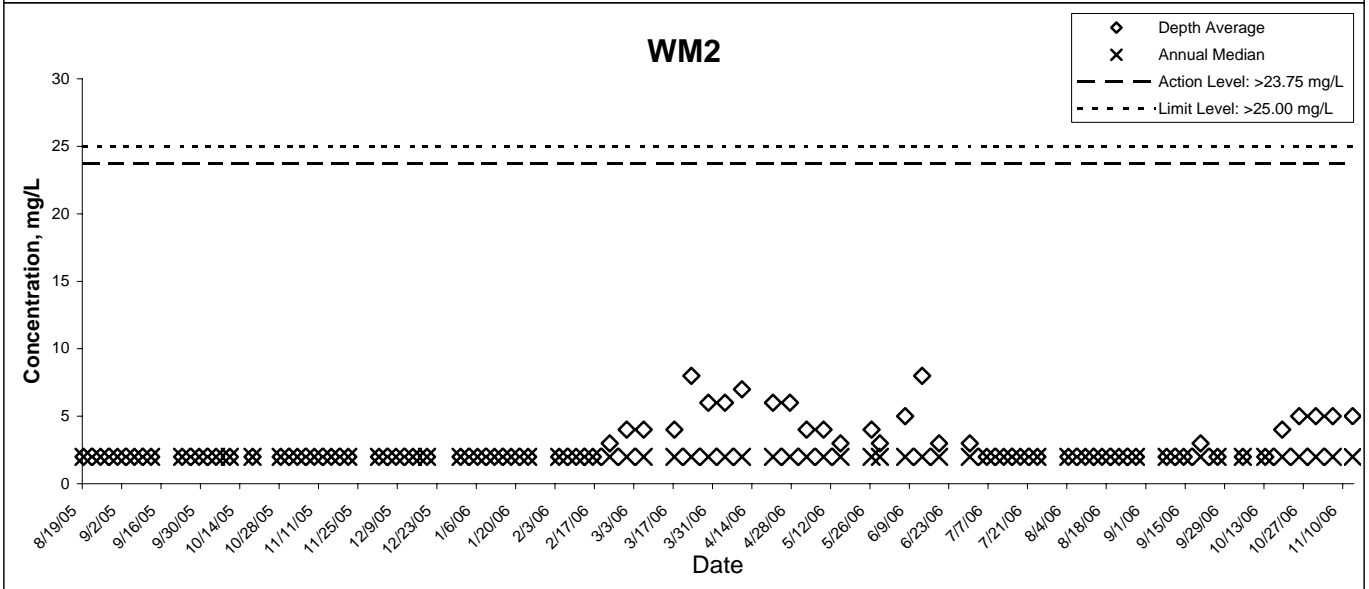
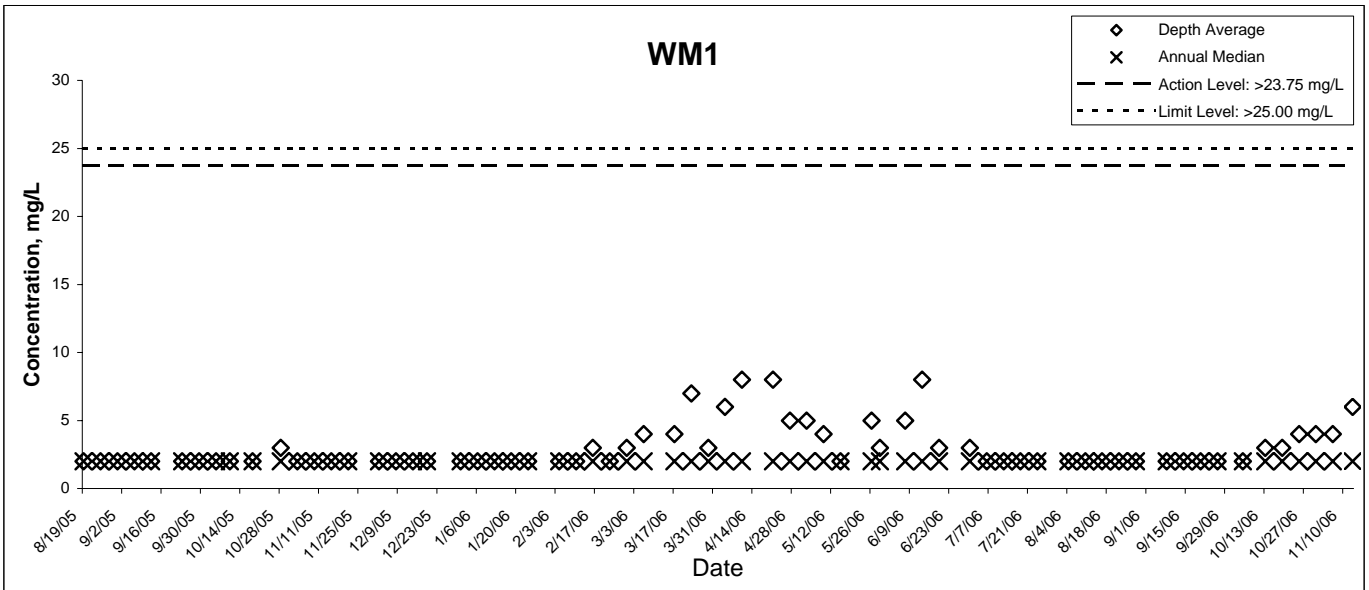
Salinity



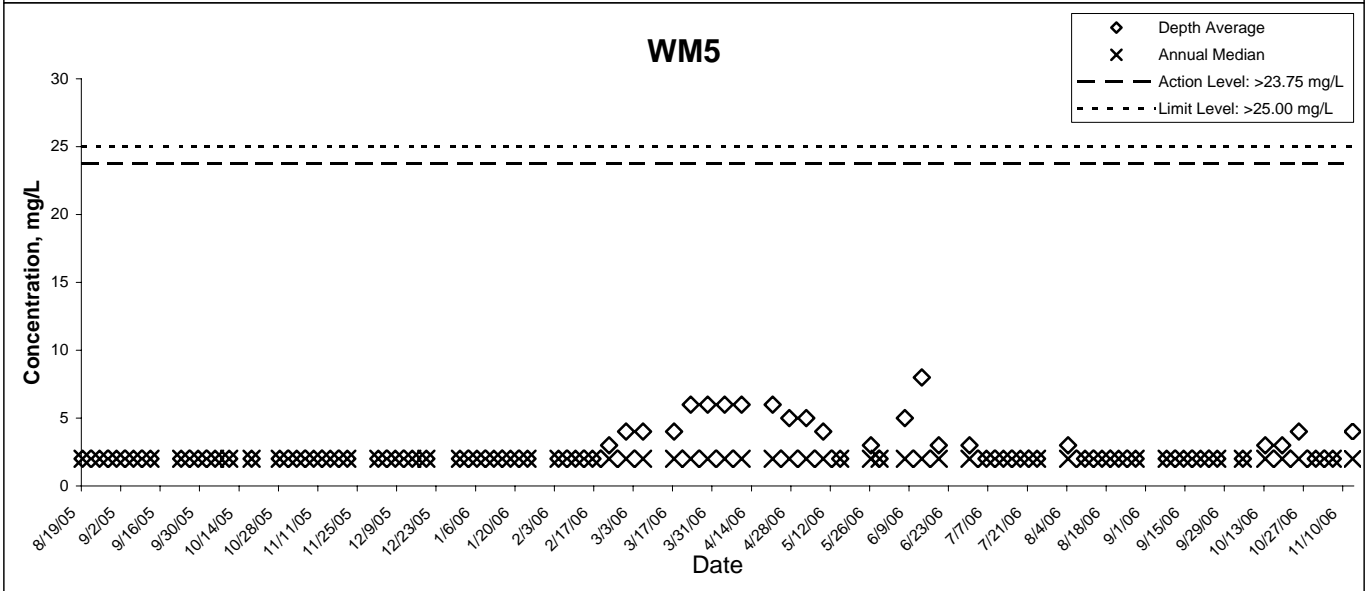
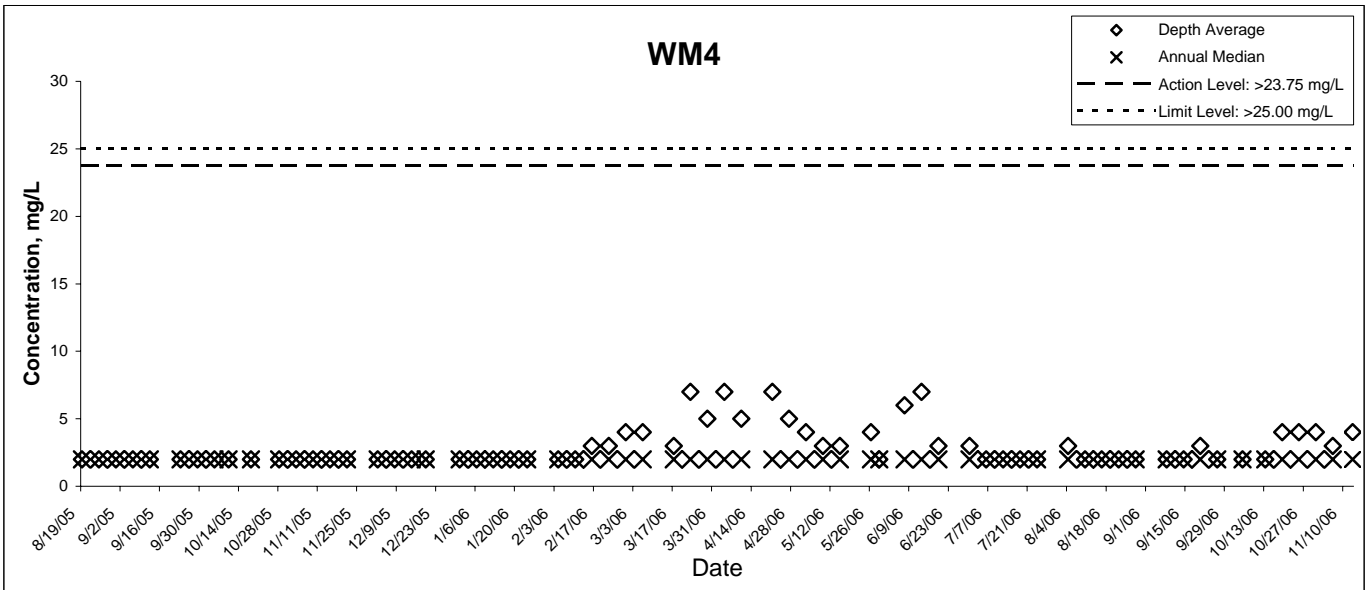
Salinity



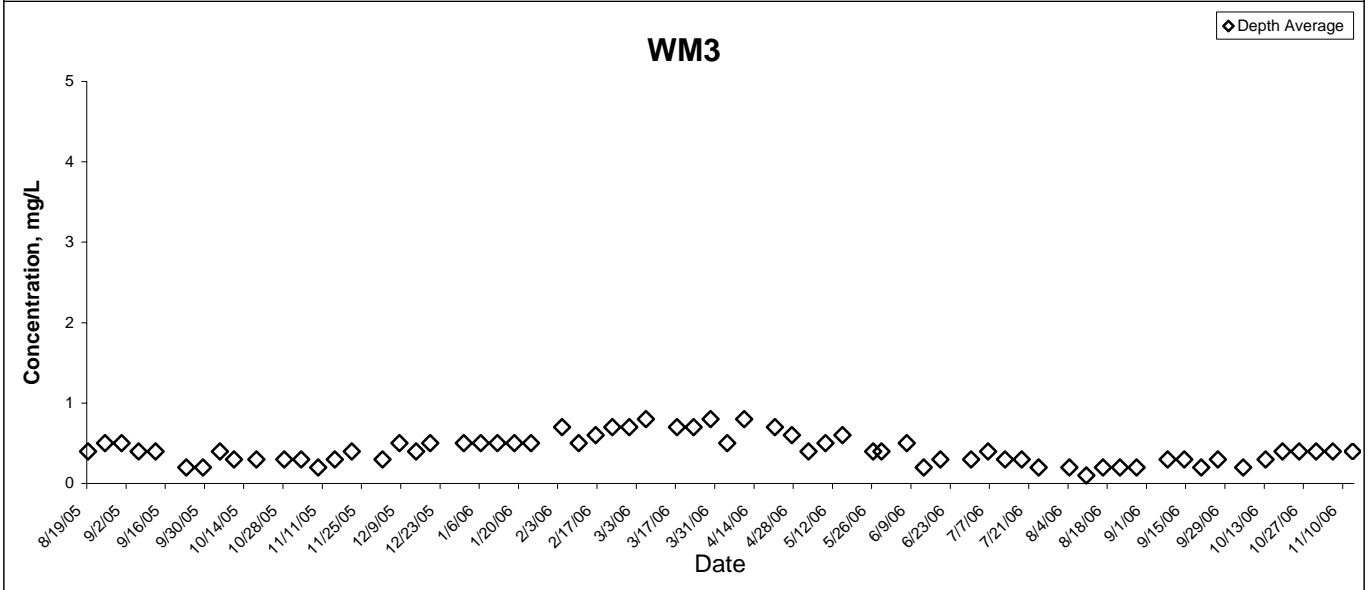
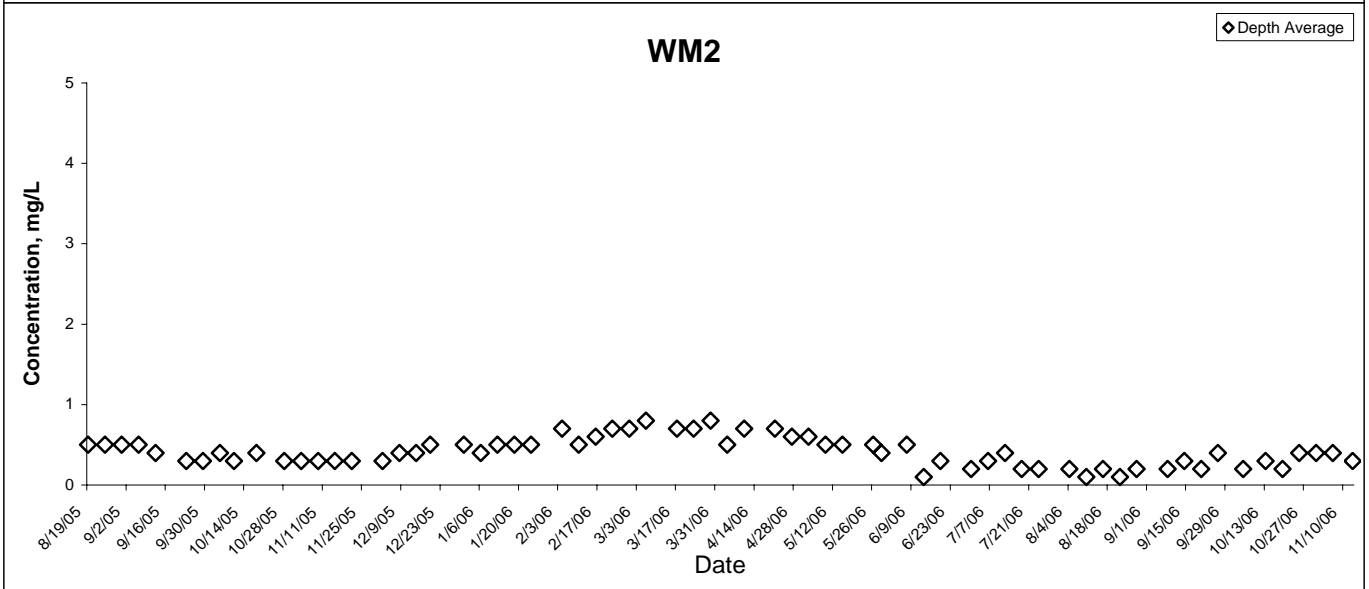
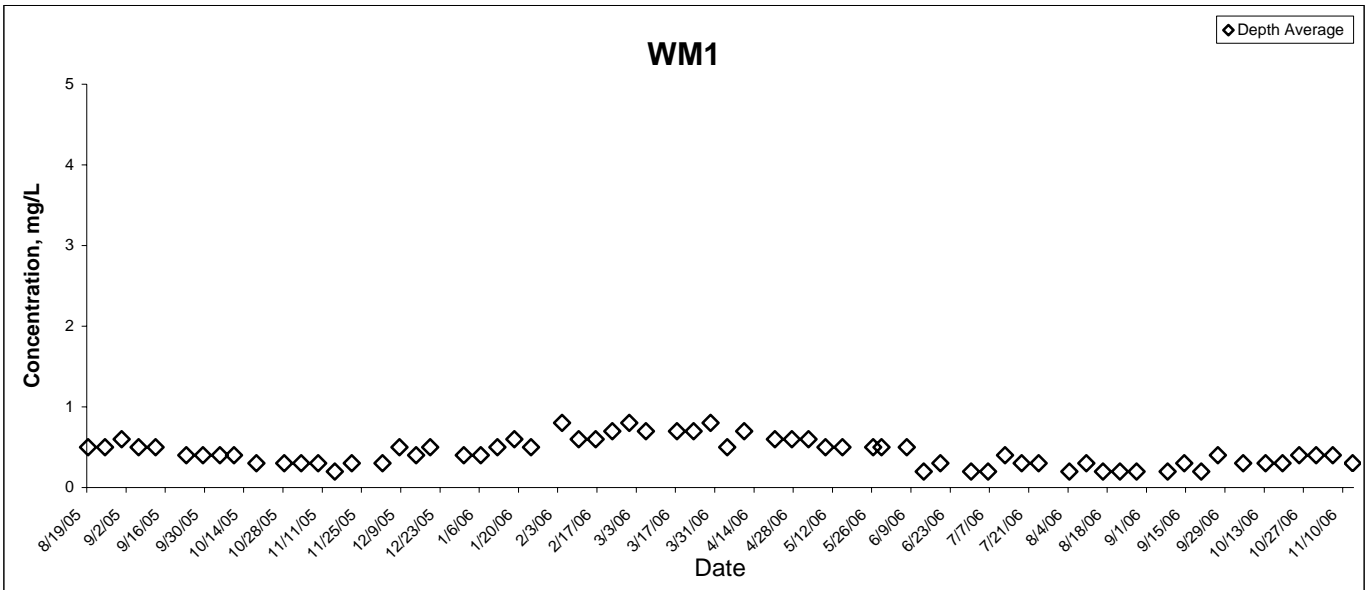
Suspended Solids



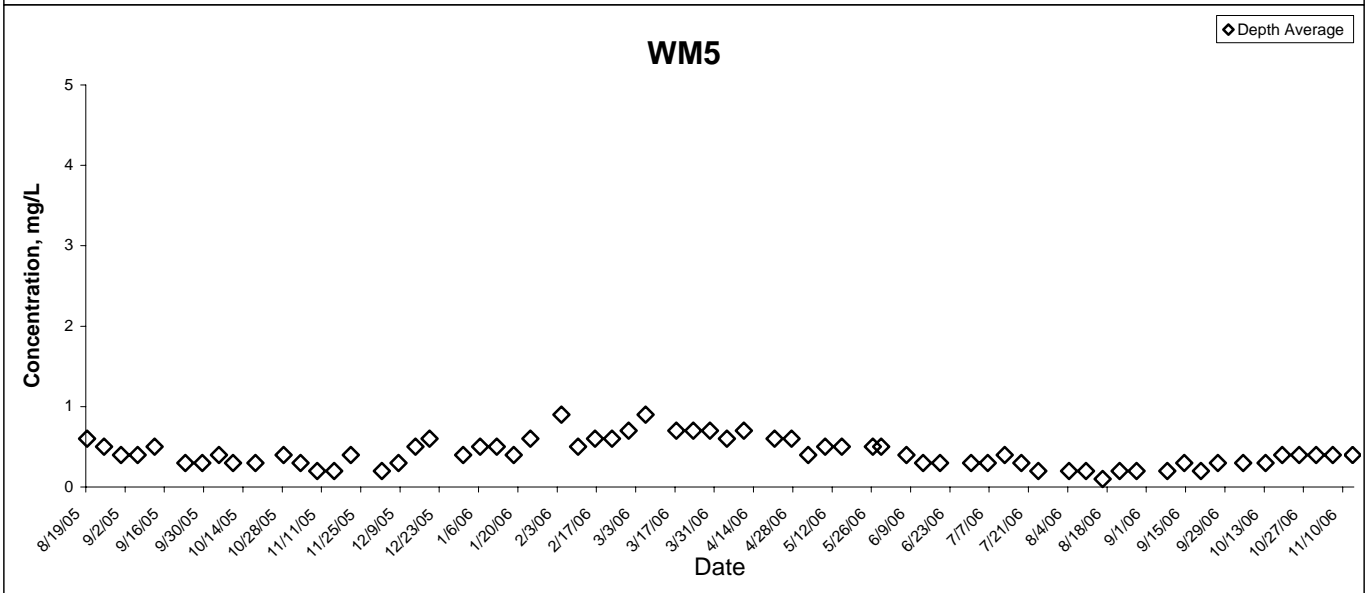
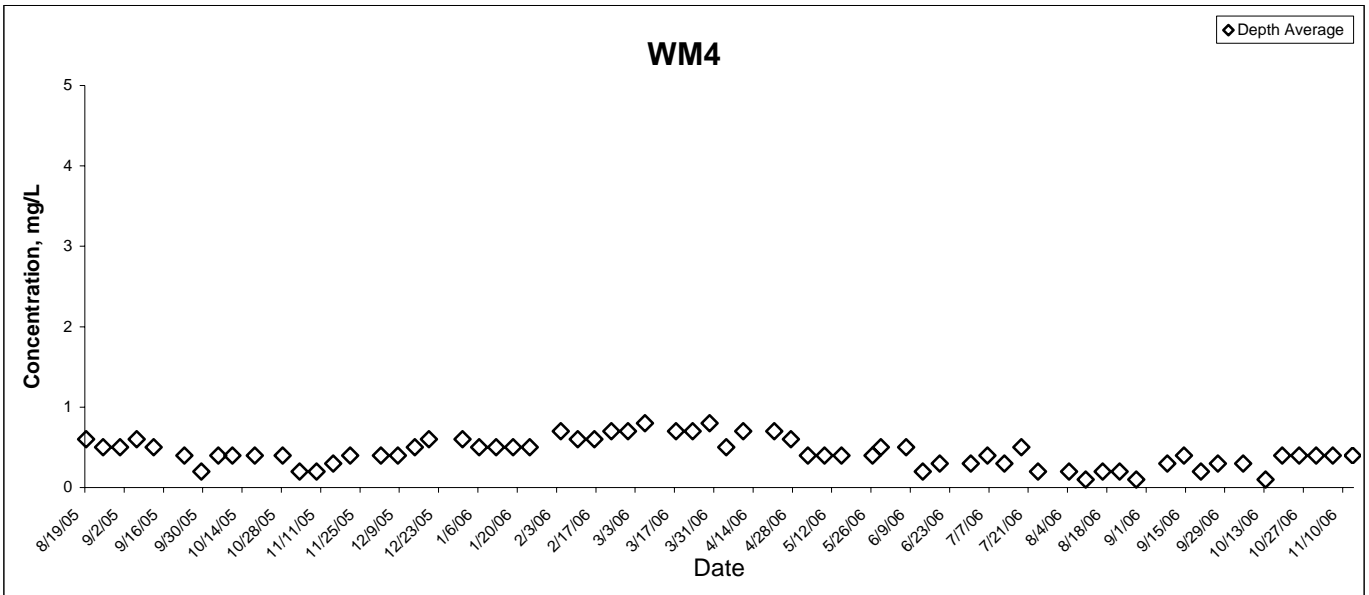
Suspended Solids



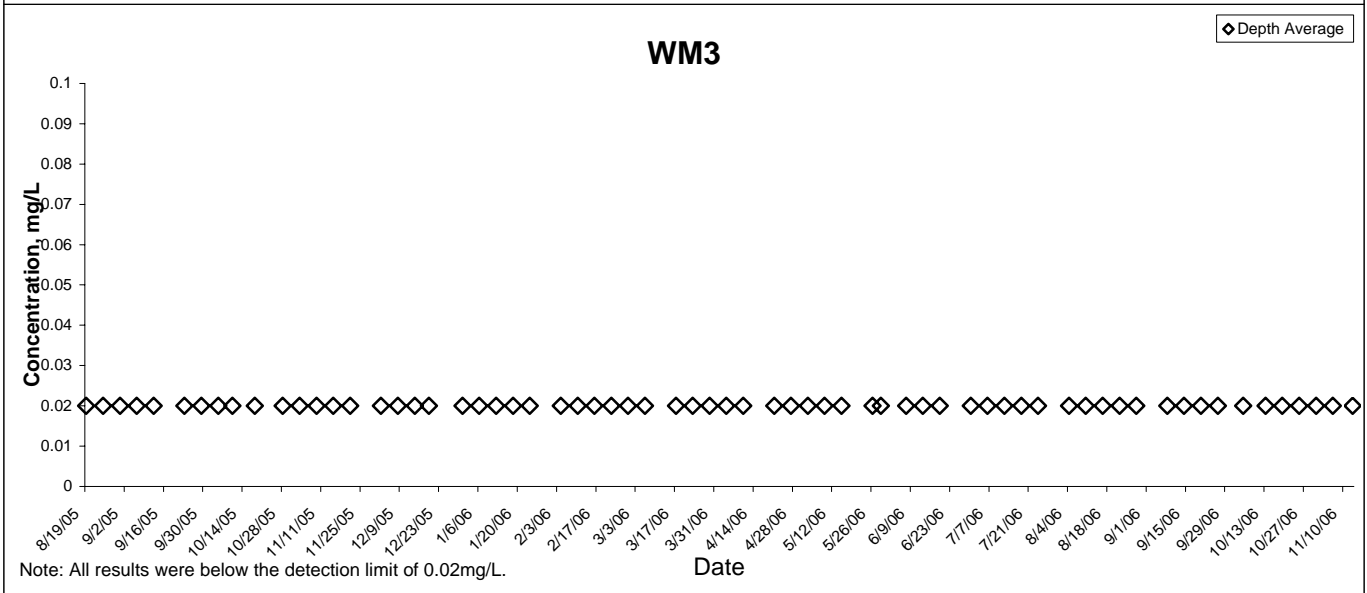
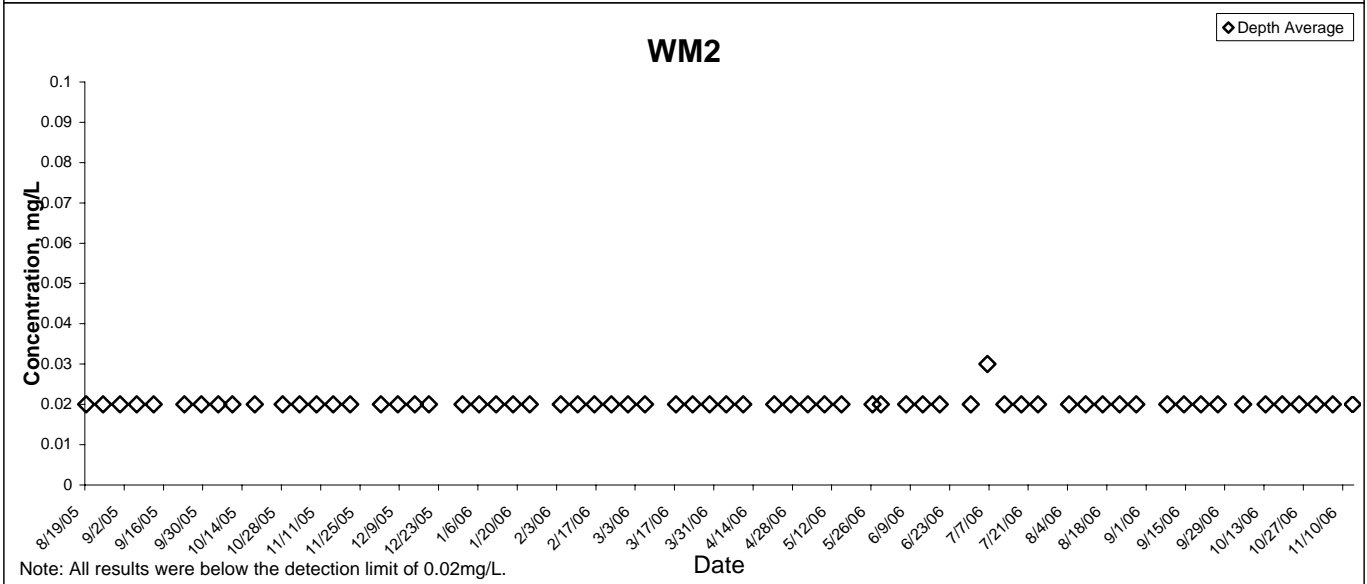
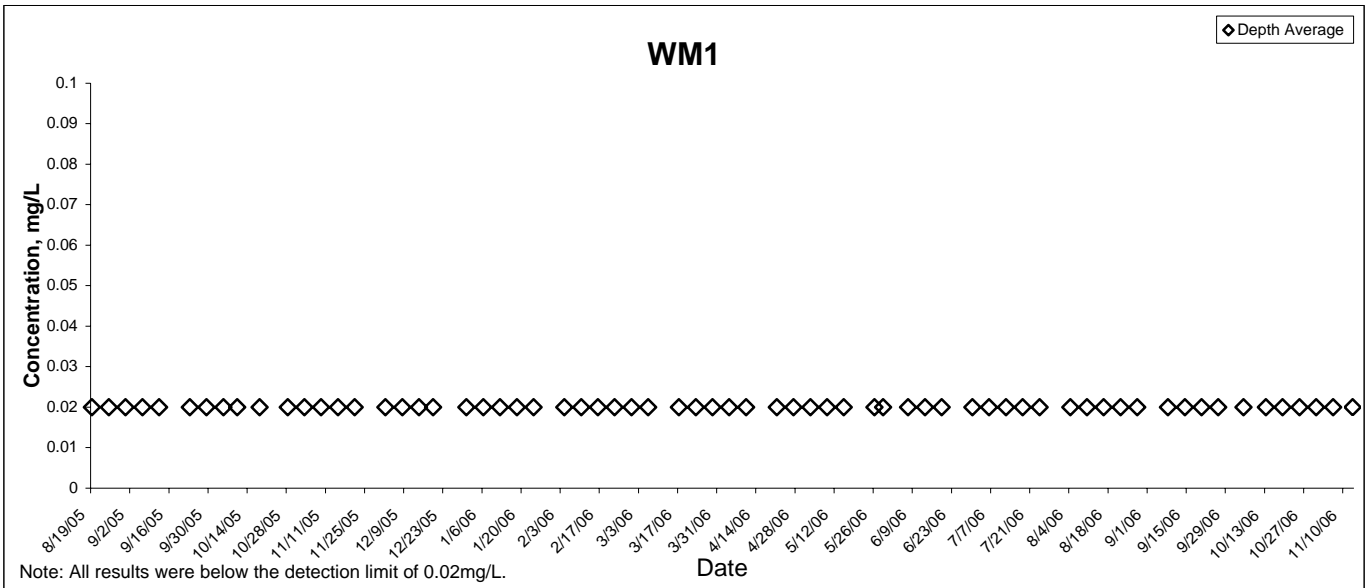
Total Nitrogen



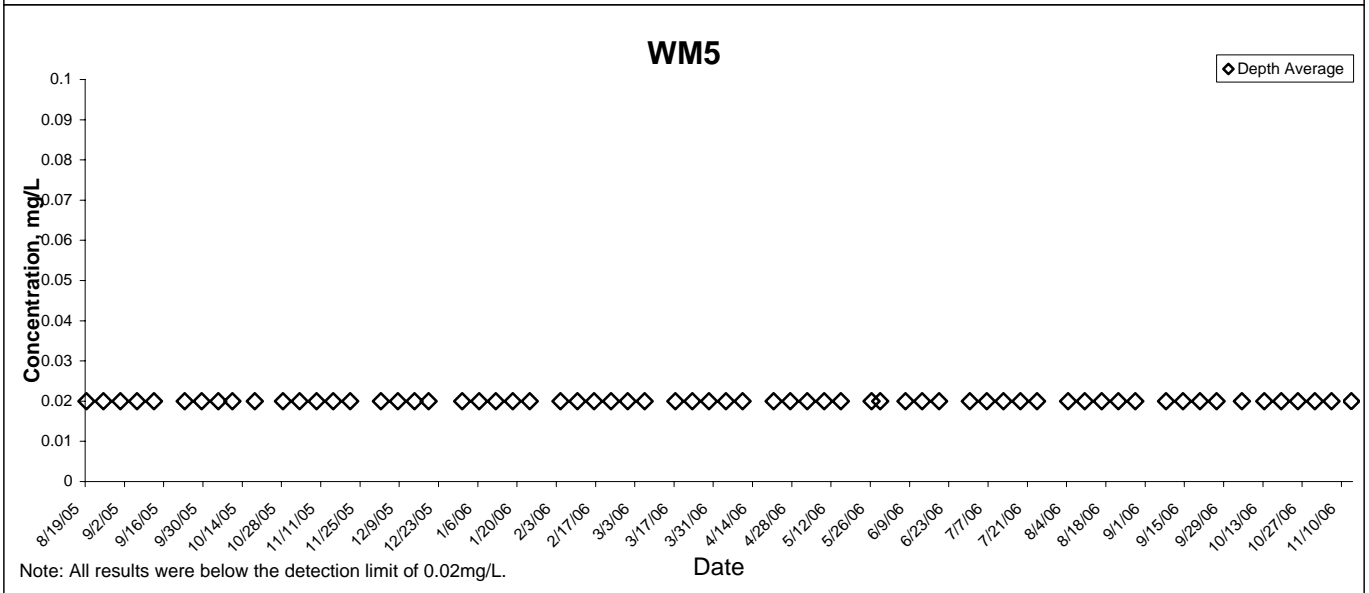
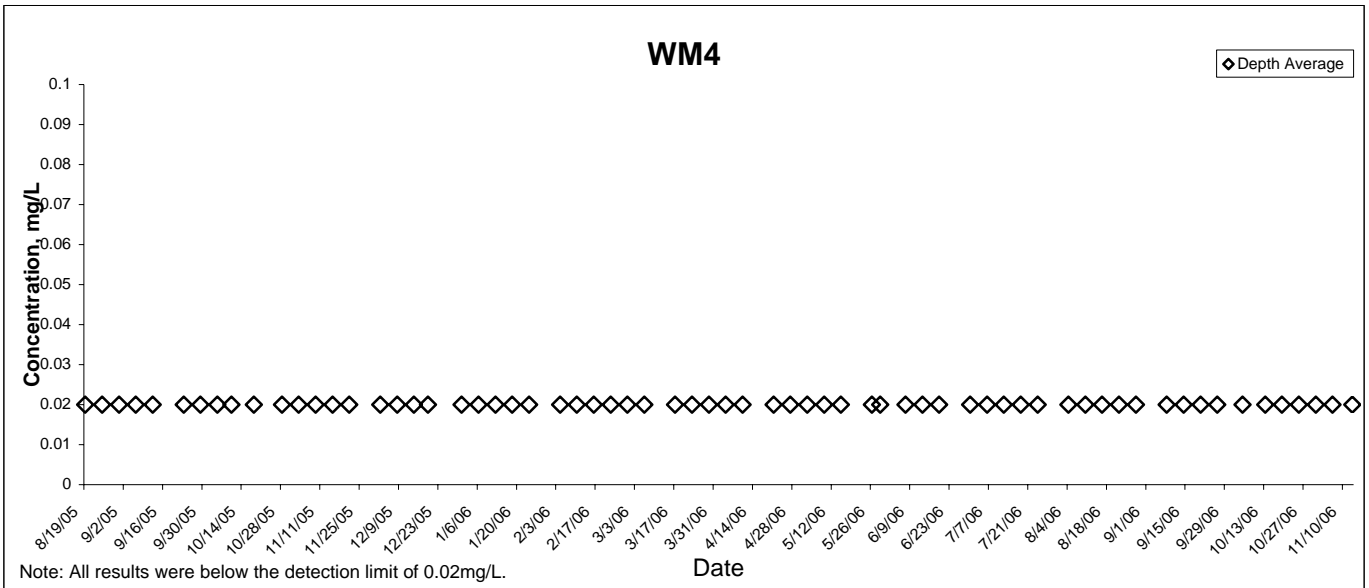
Total Nitrogen



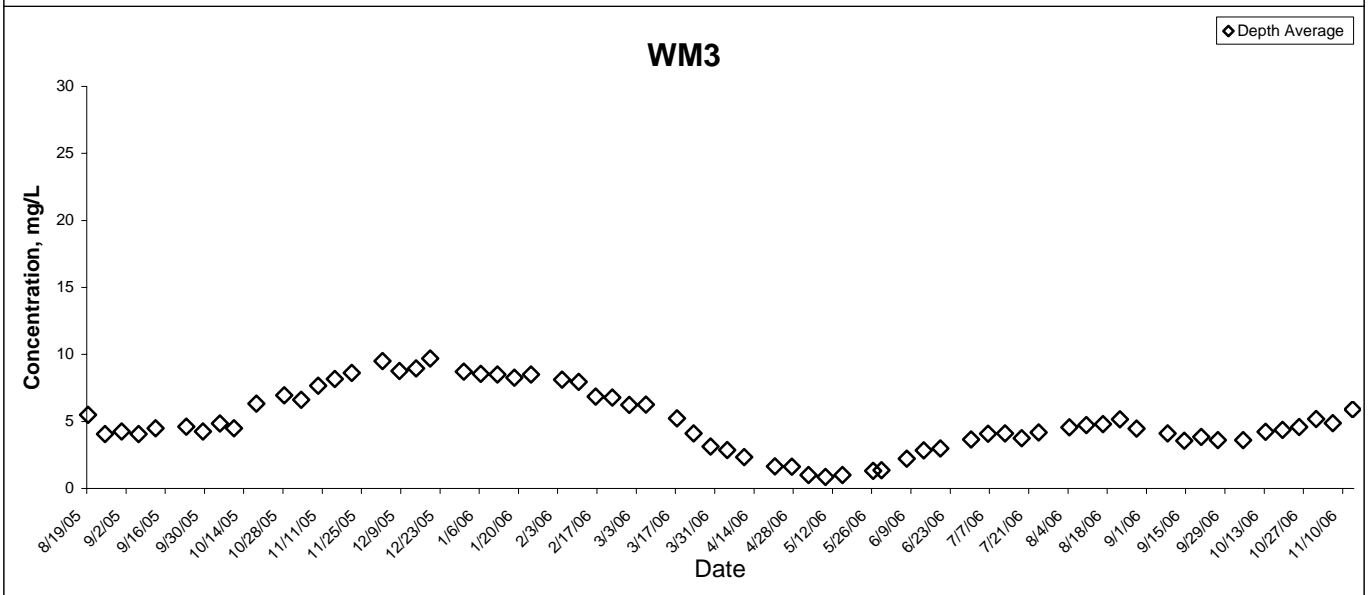
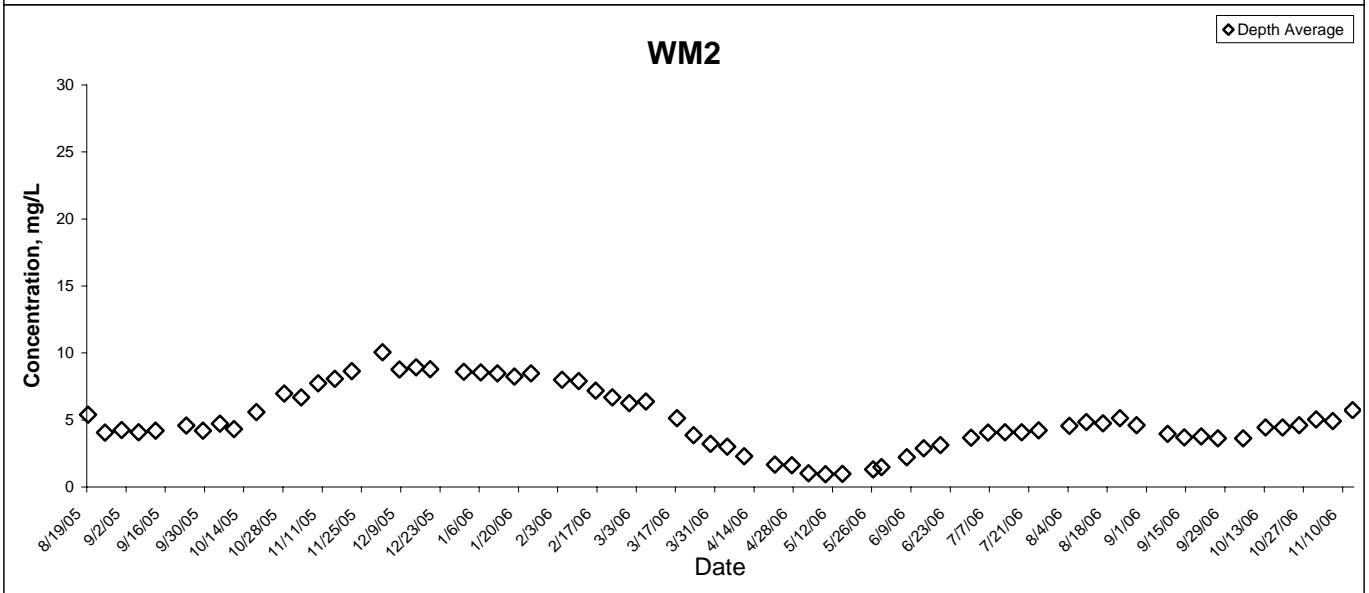
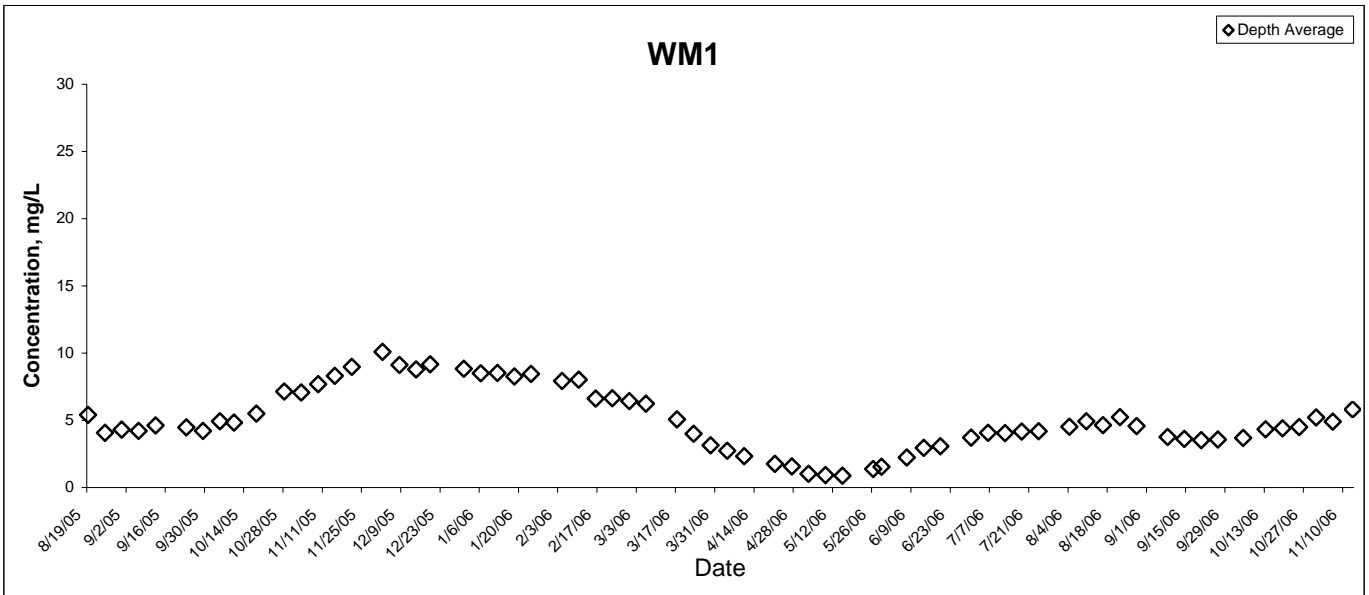
Total Phosphorous



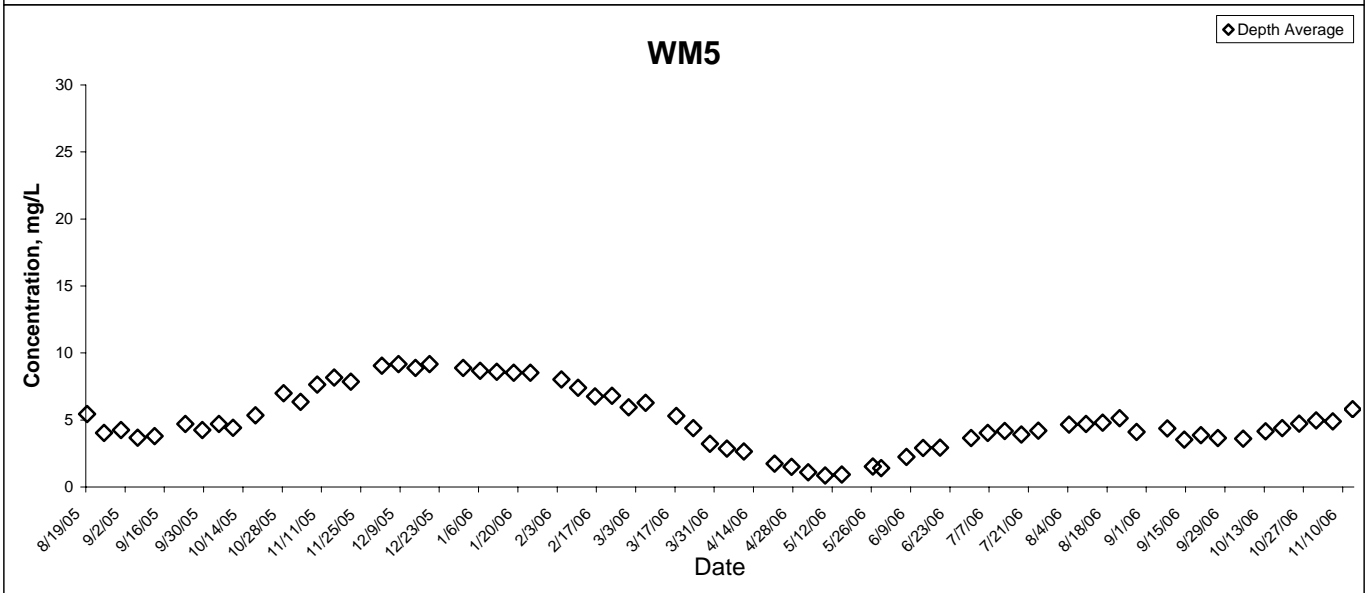
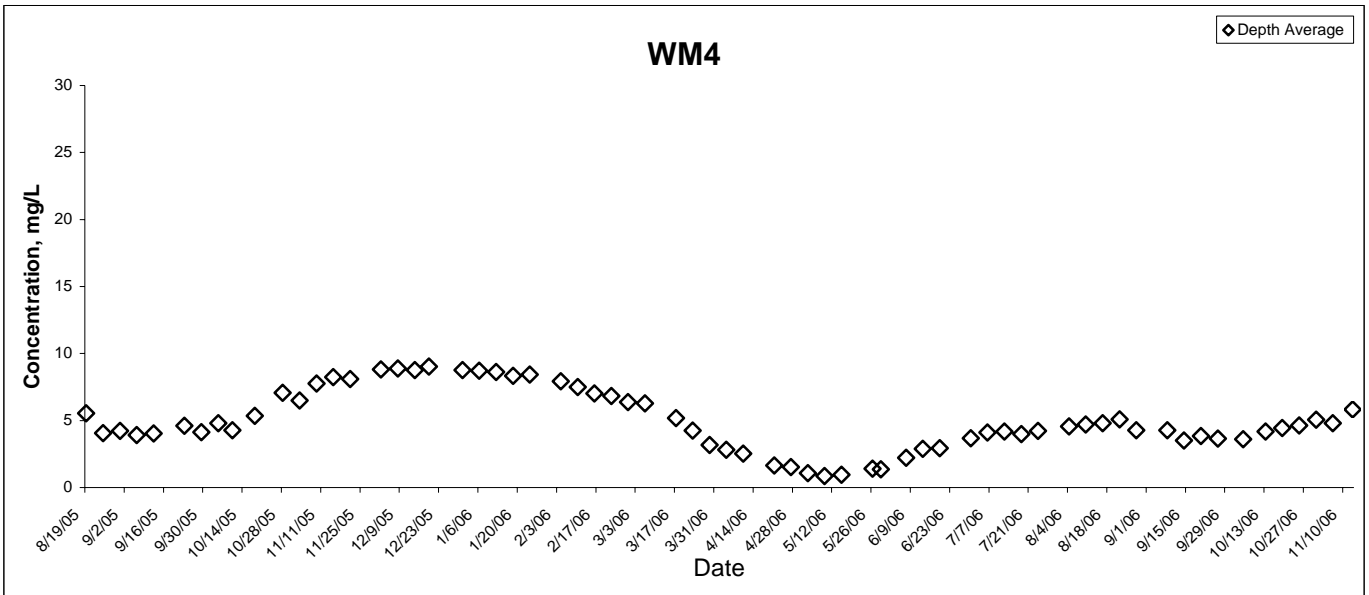
Total Phosphorous



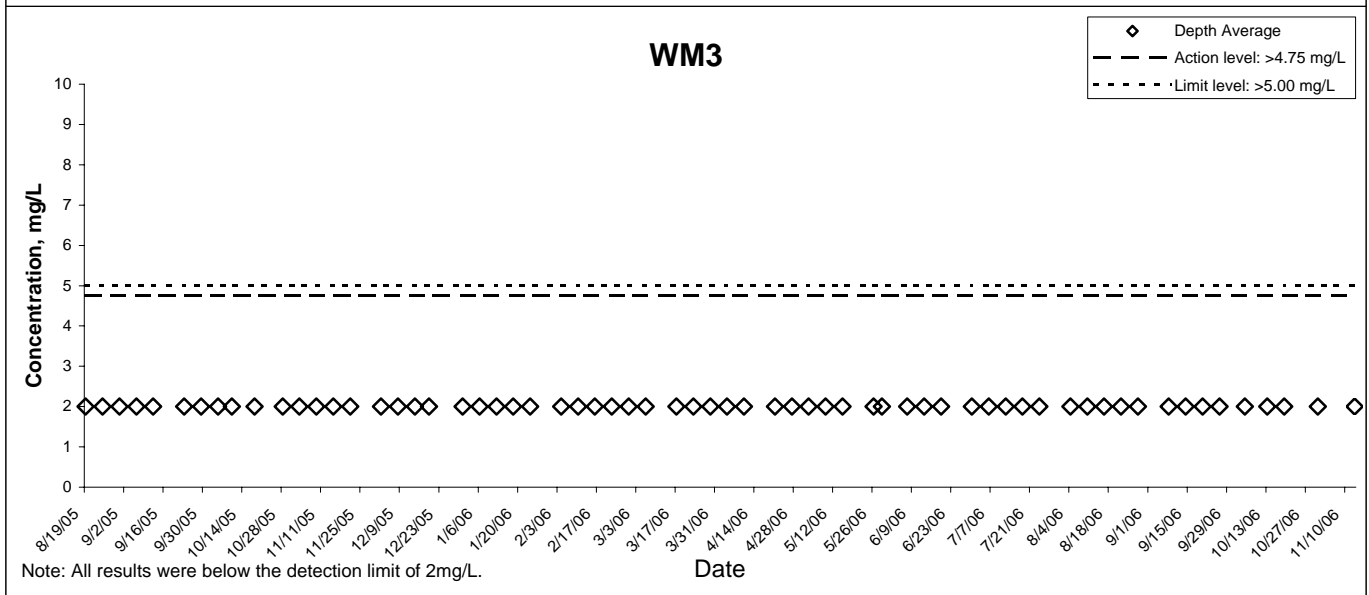
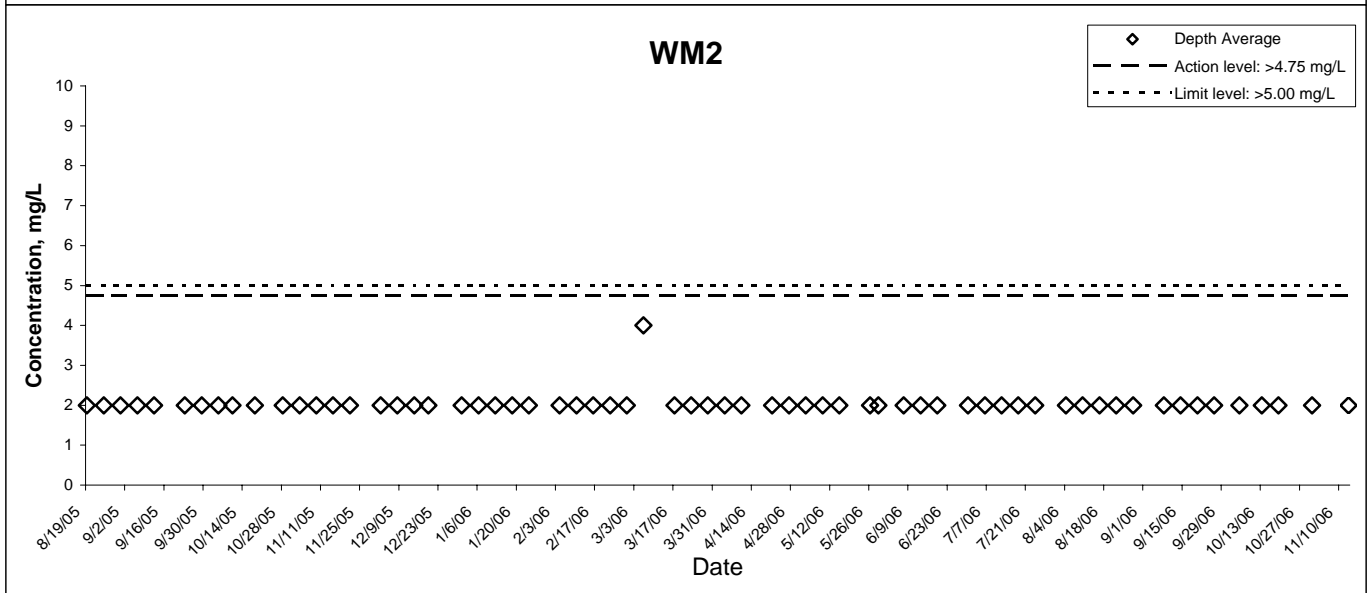
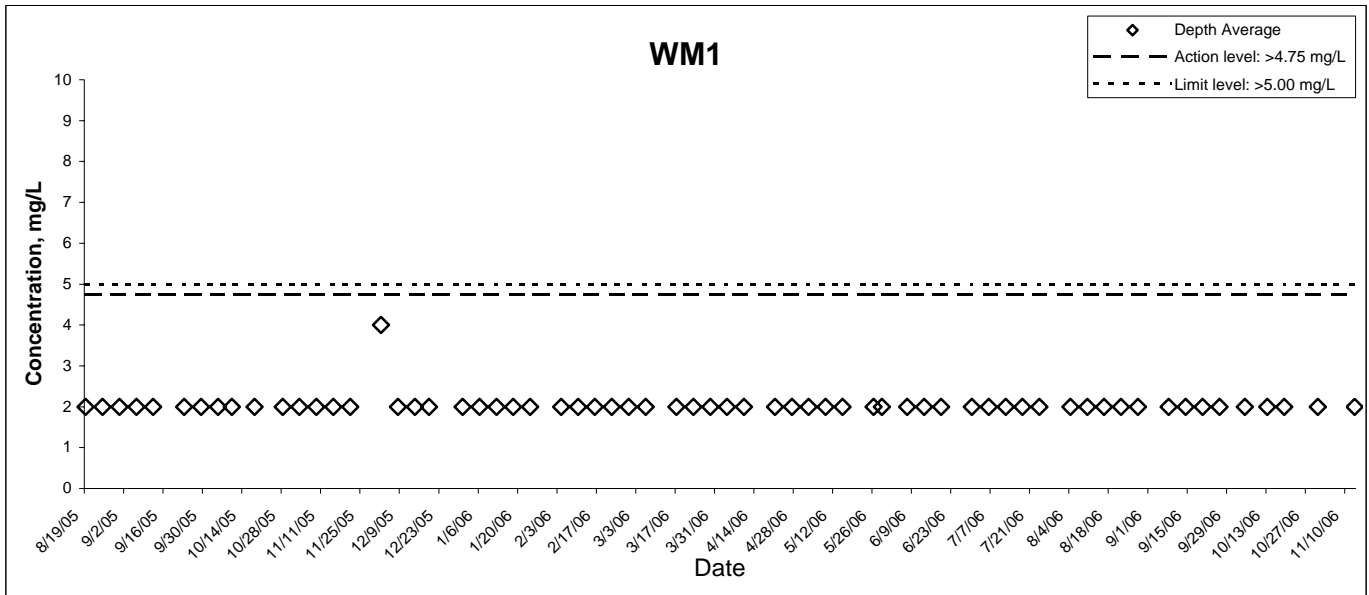
Silica



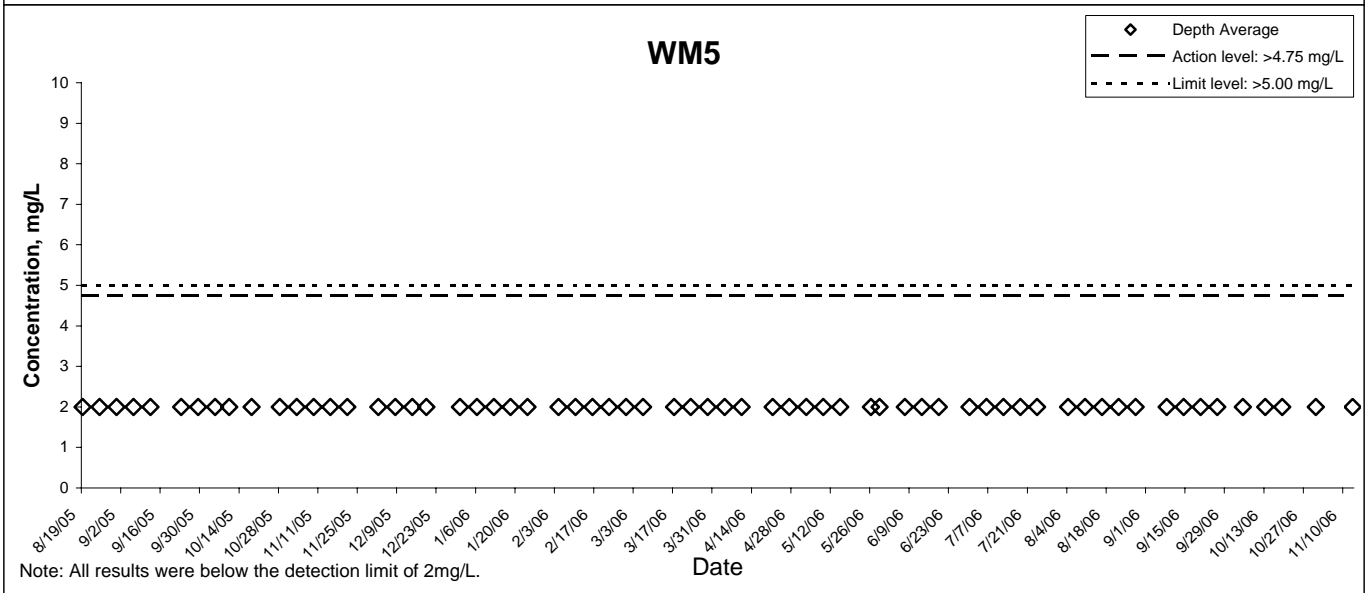
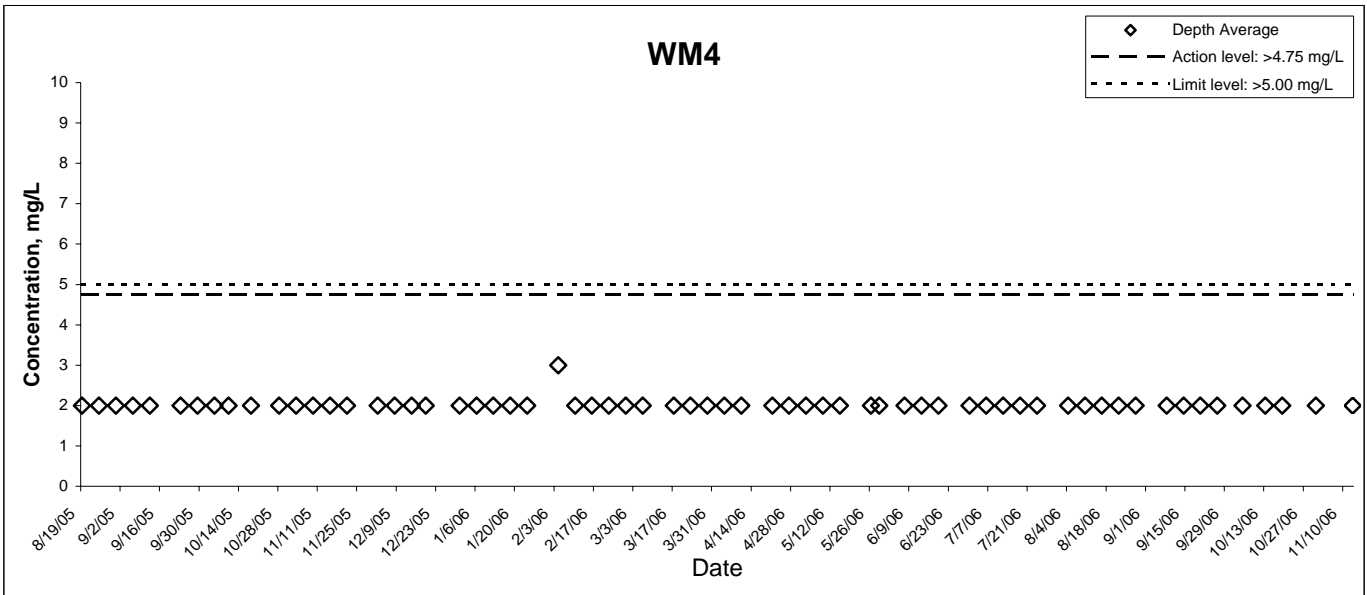
Silica



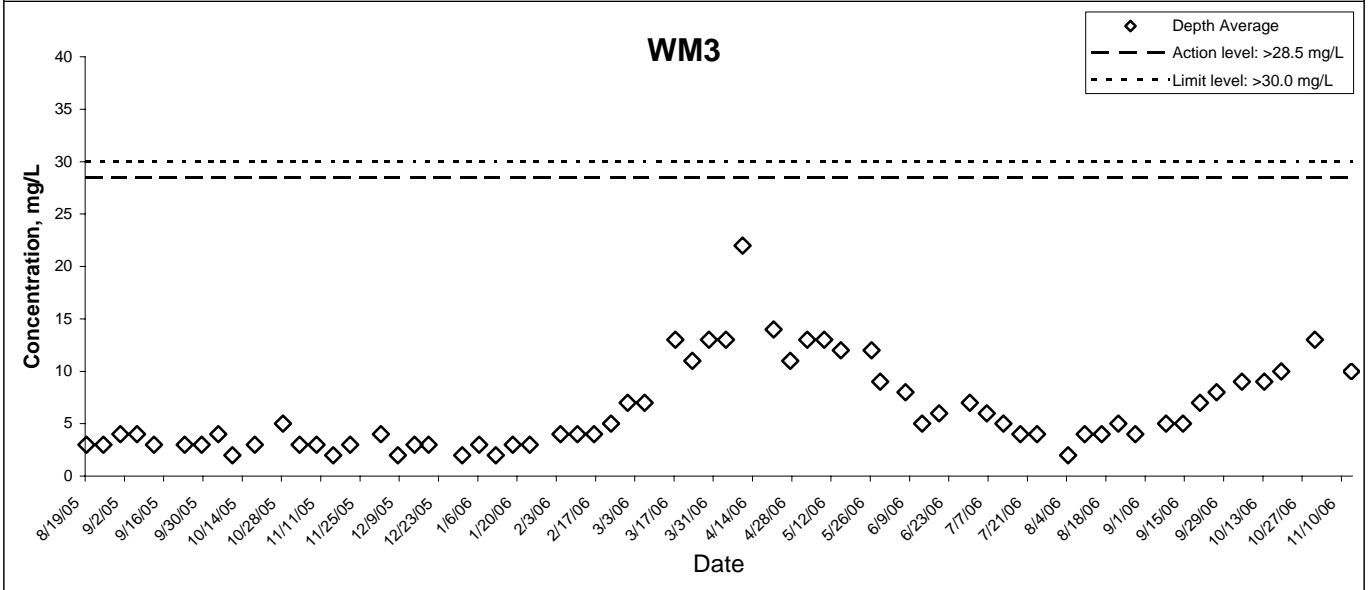
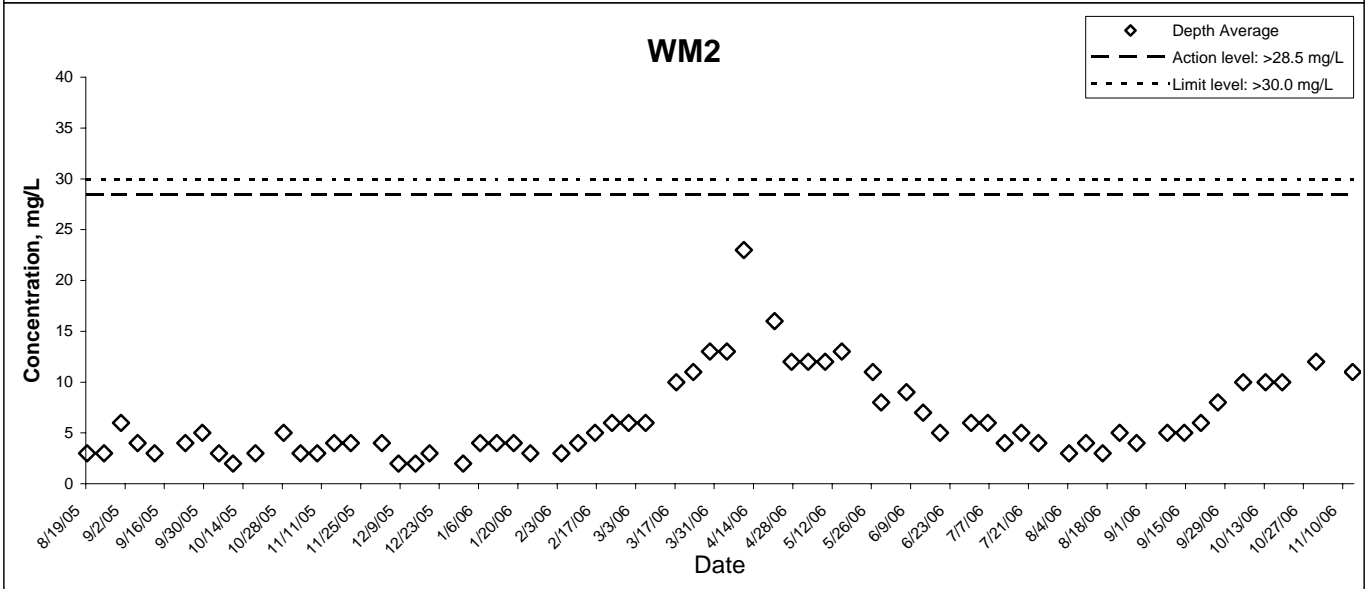
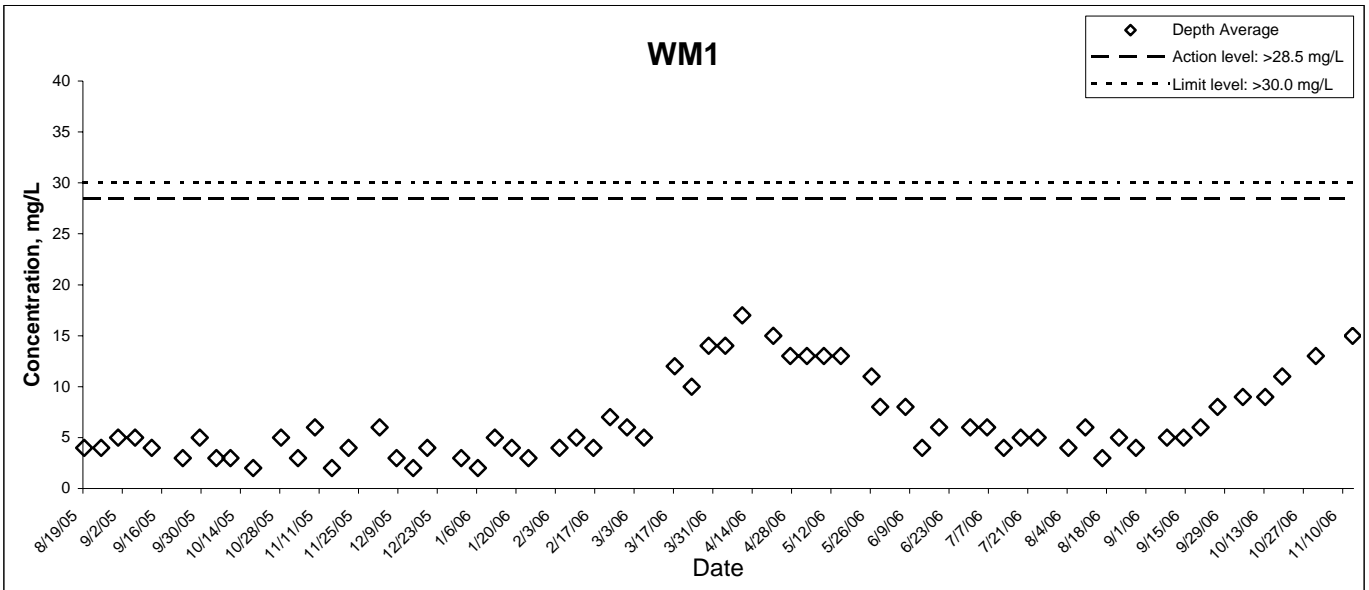
5-day BOD



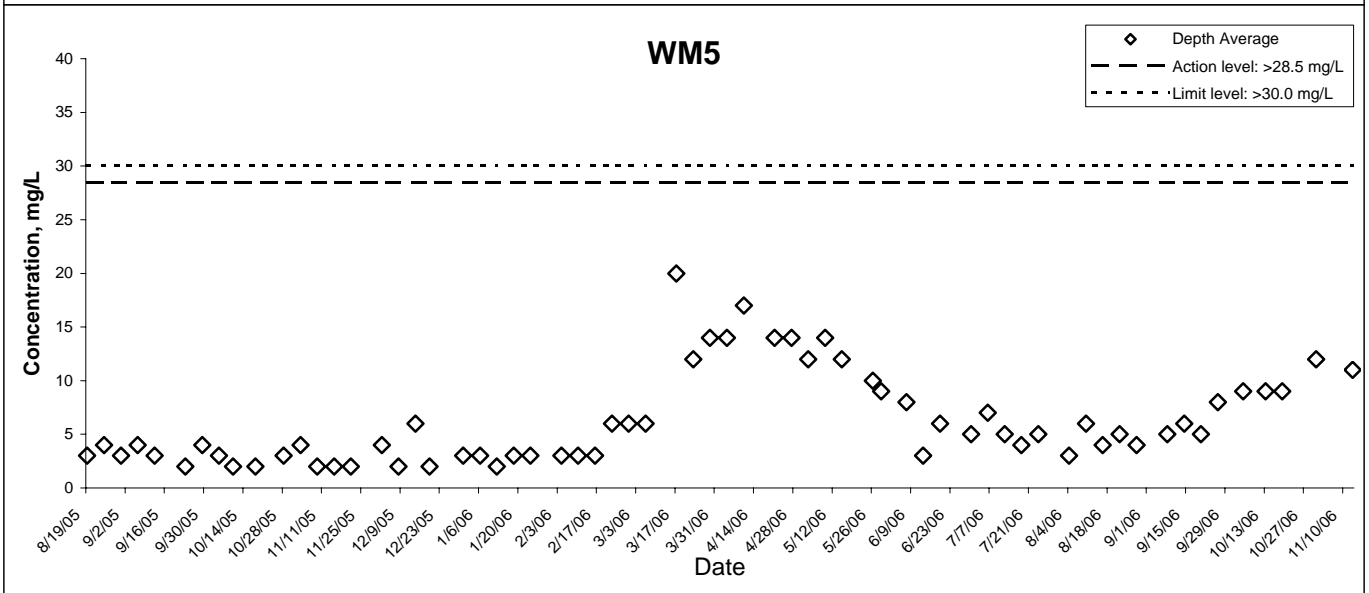
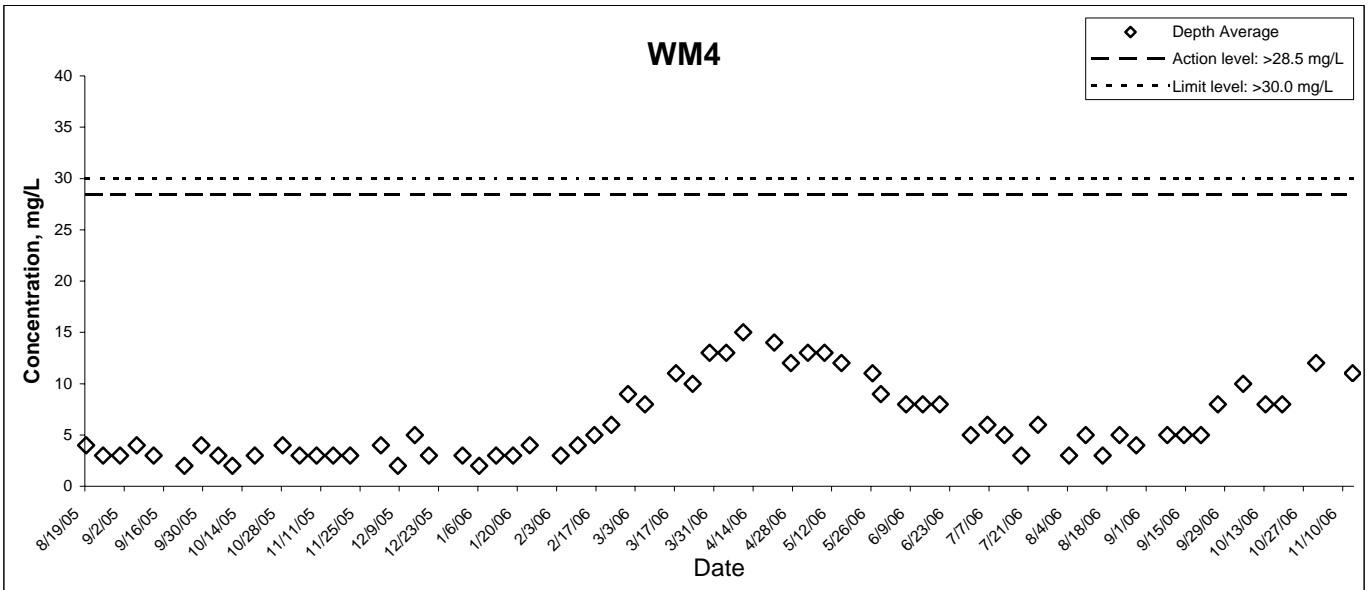
5-day BOD



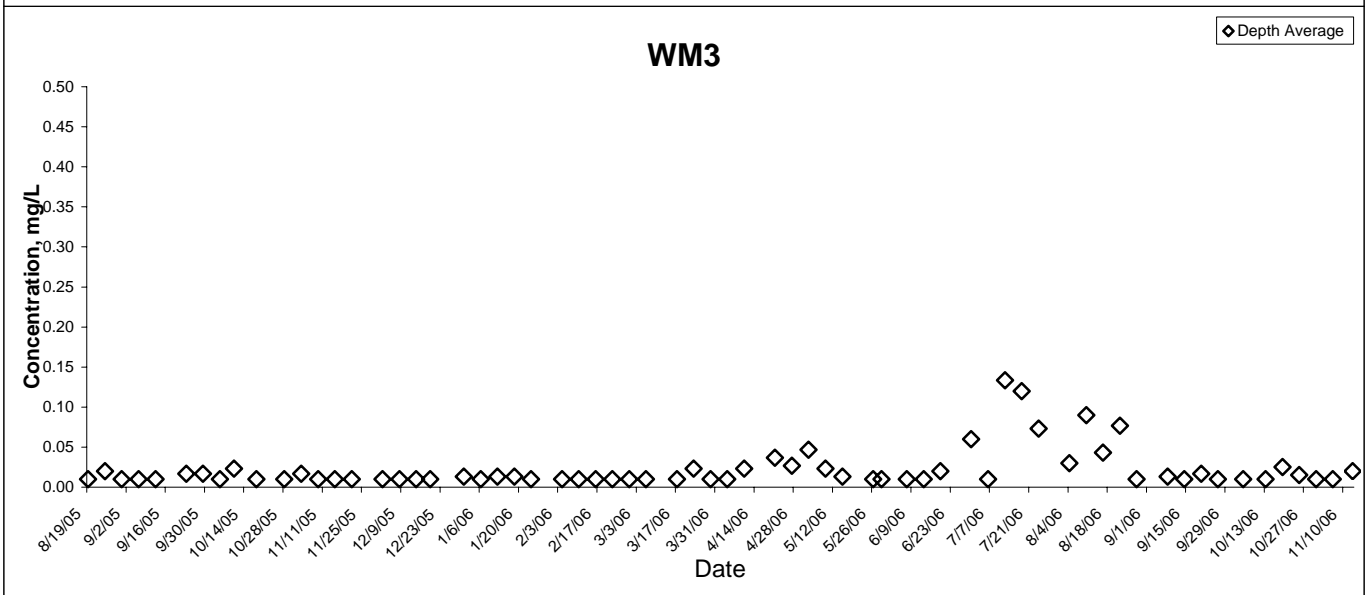
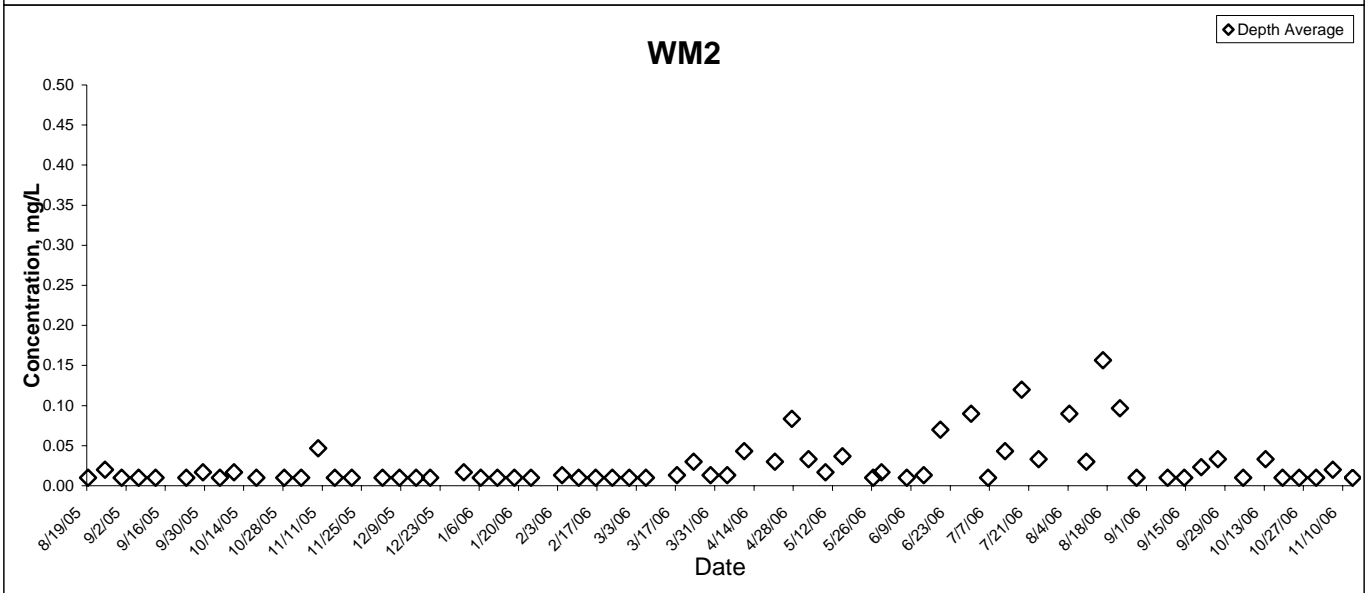
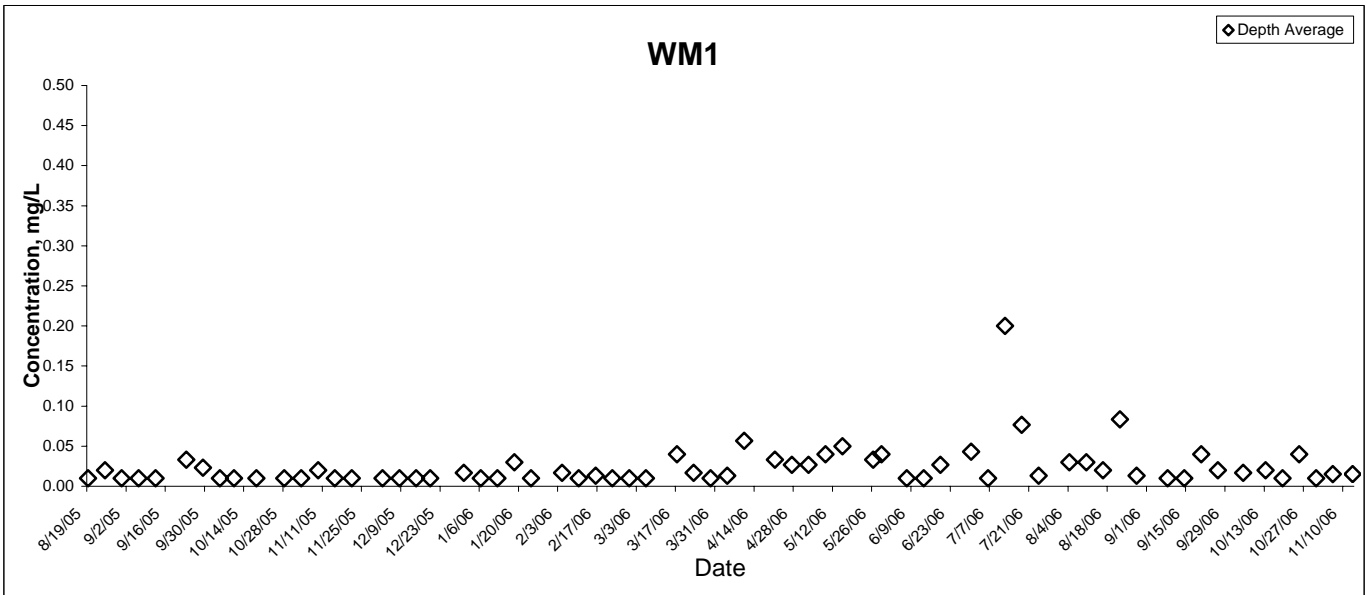
Chemical Oxygen Demand



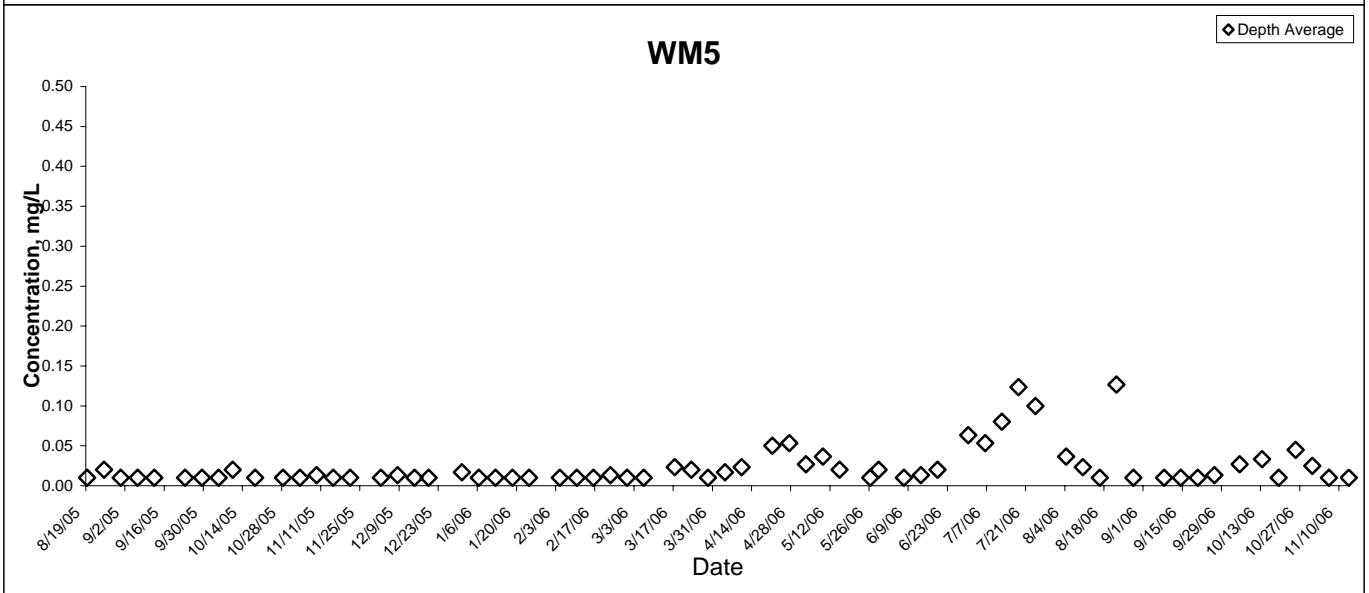
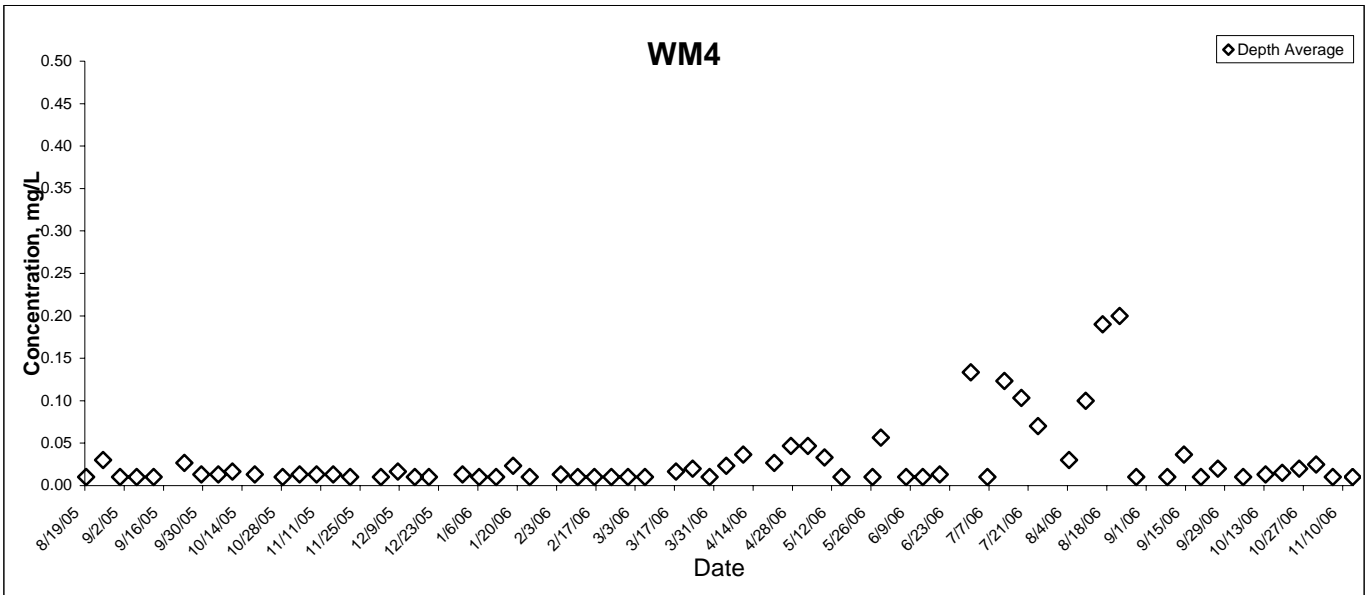
Chemical Oxygen Demand



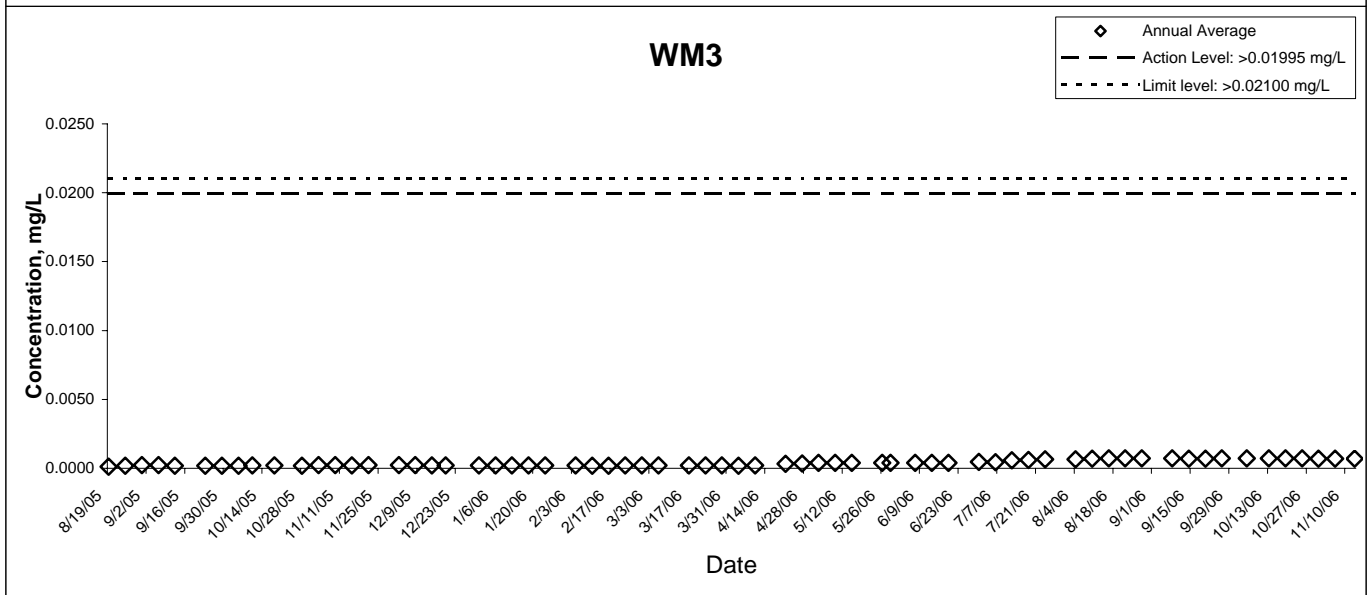
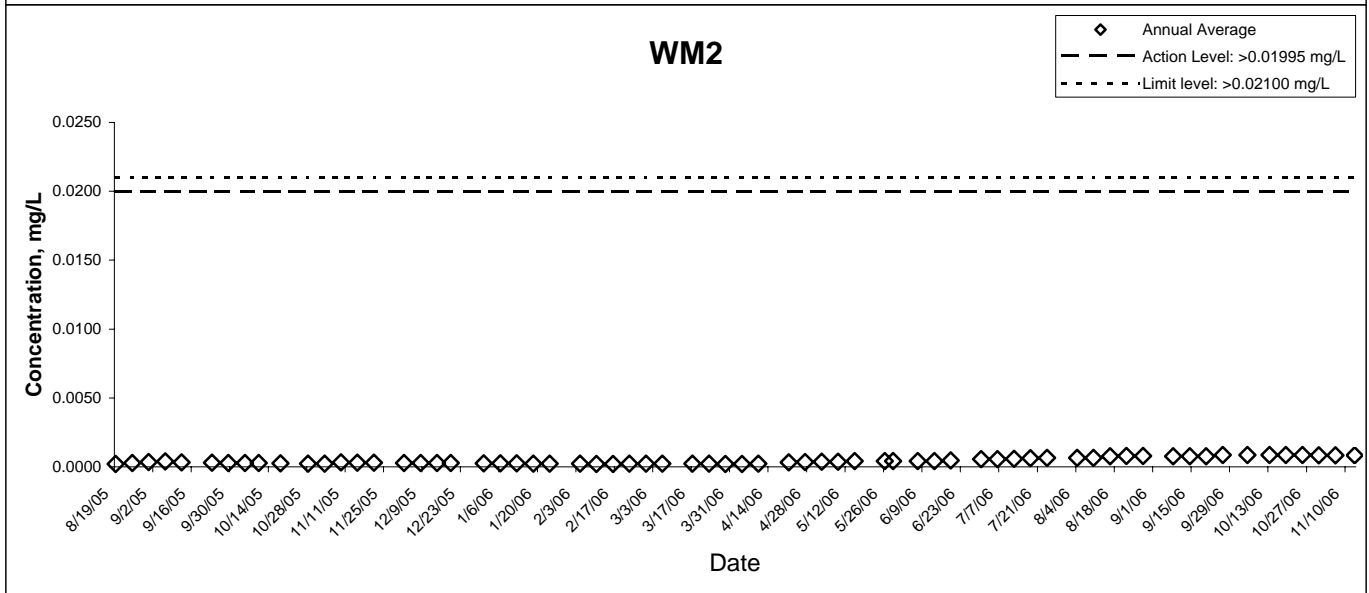
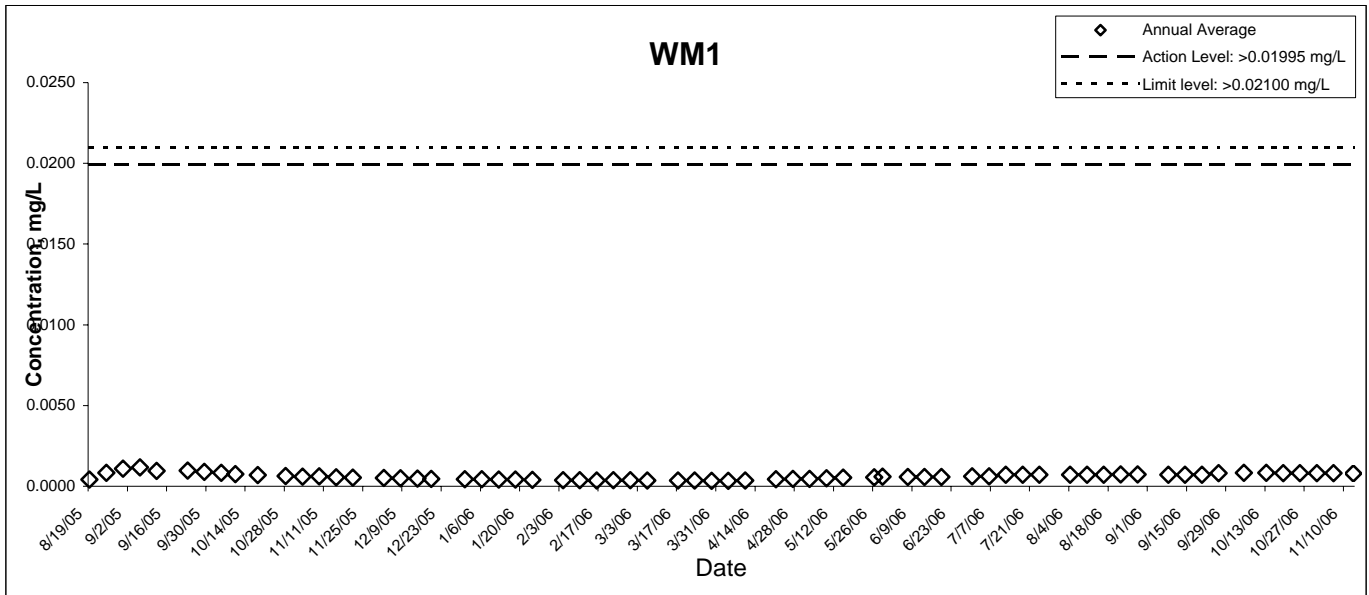
Ammonia Nitrogen



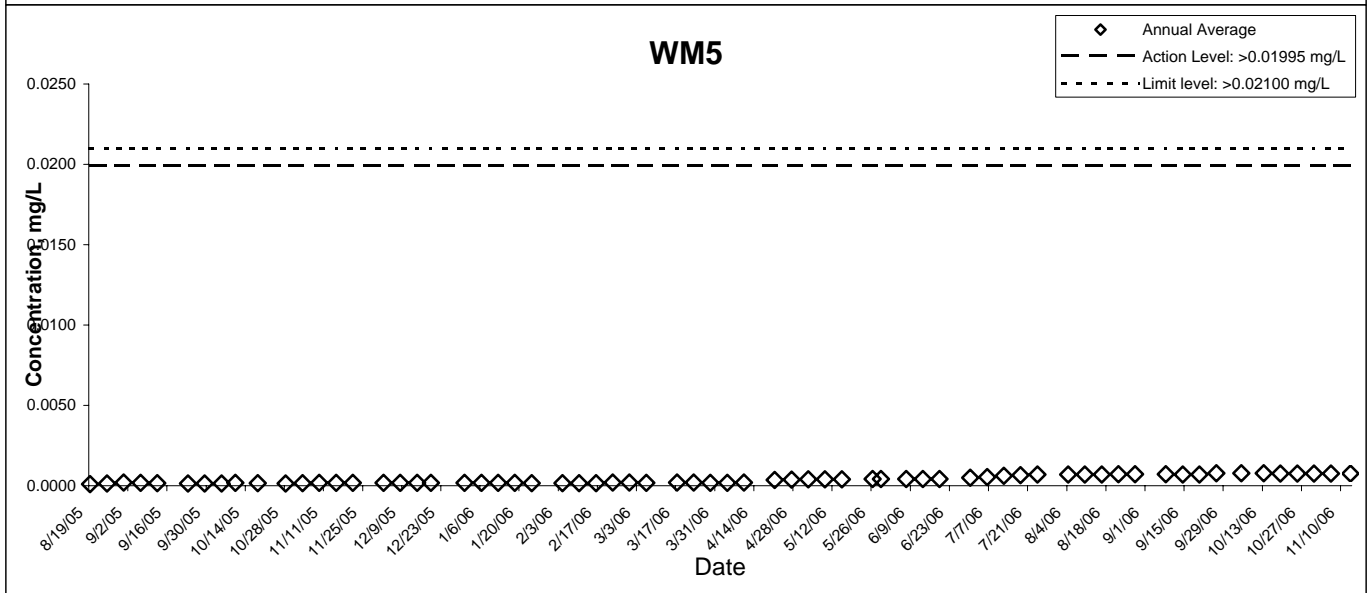
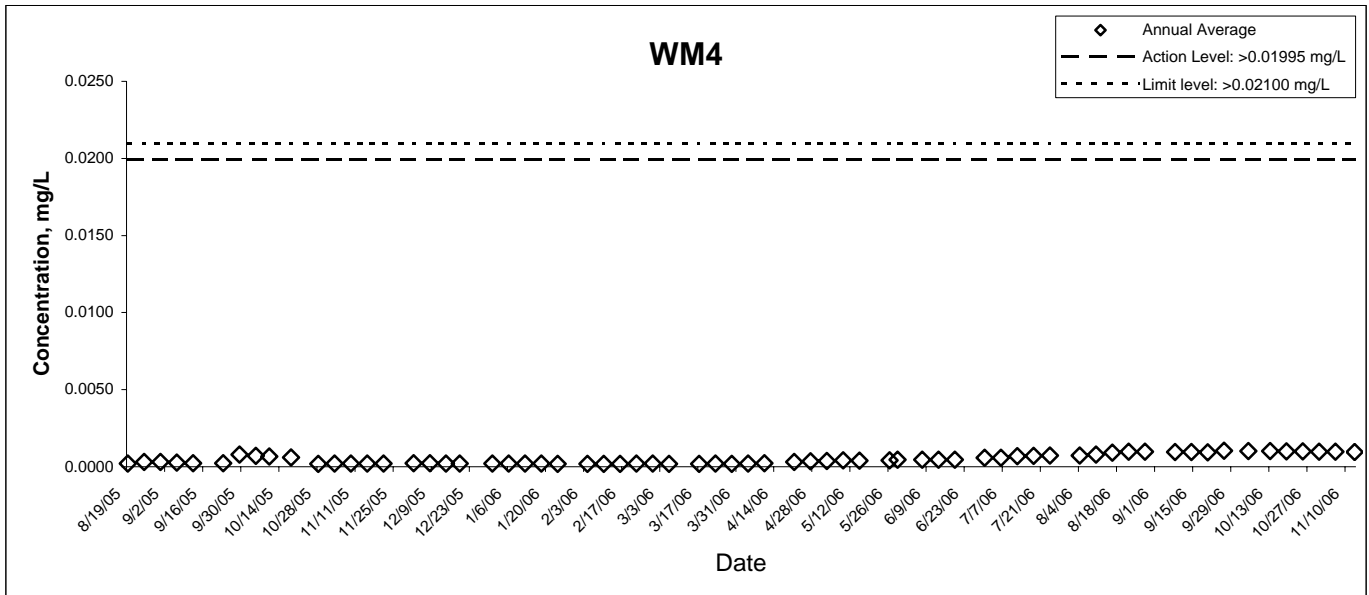
Ammonia Nitrogen



Unionised Nitrogen (Annual Average)



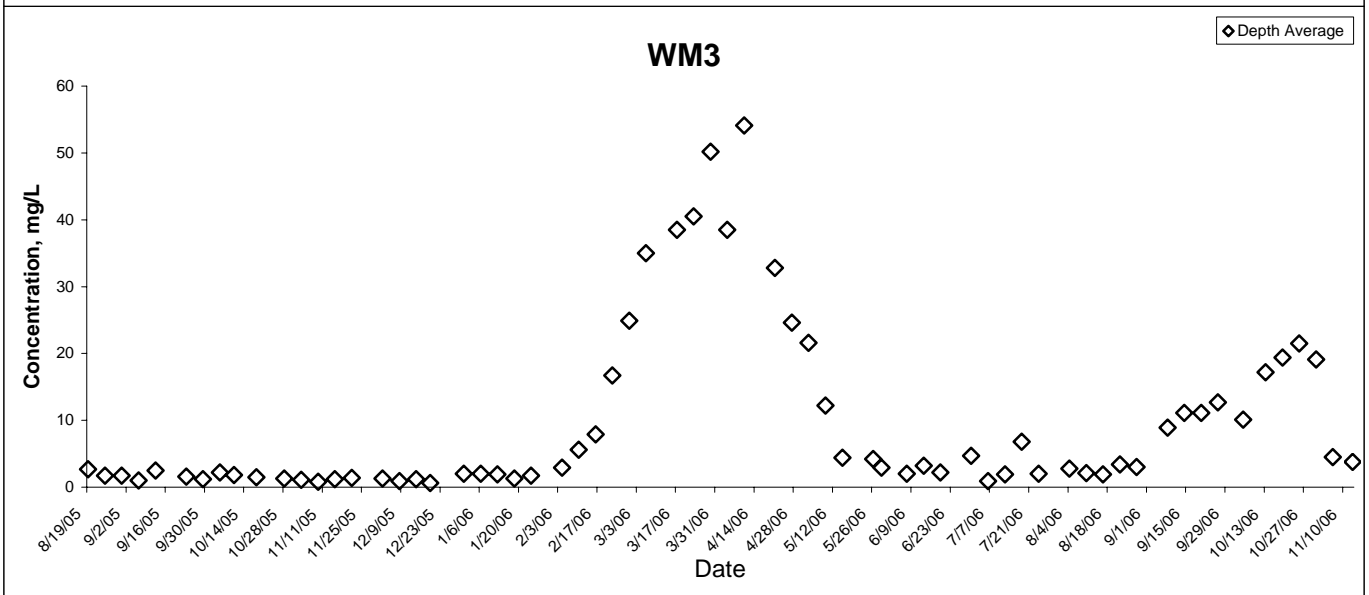
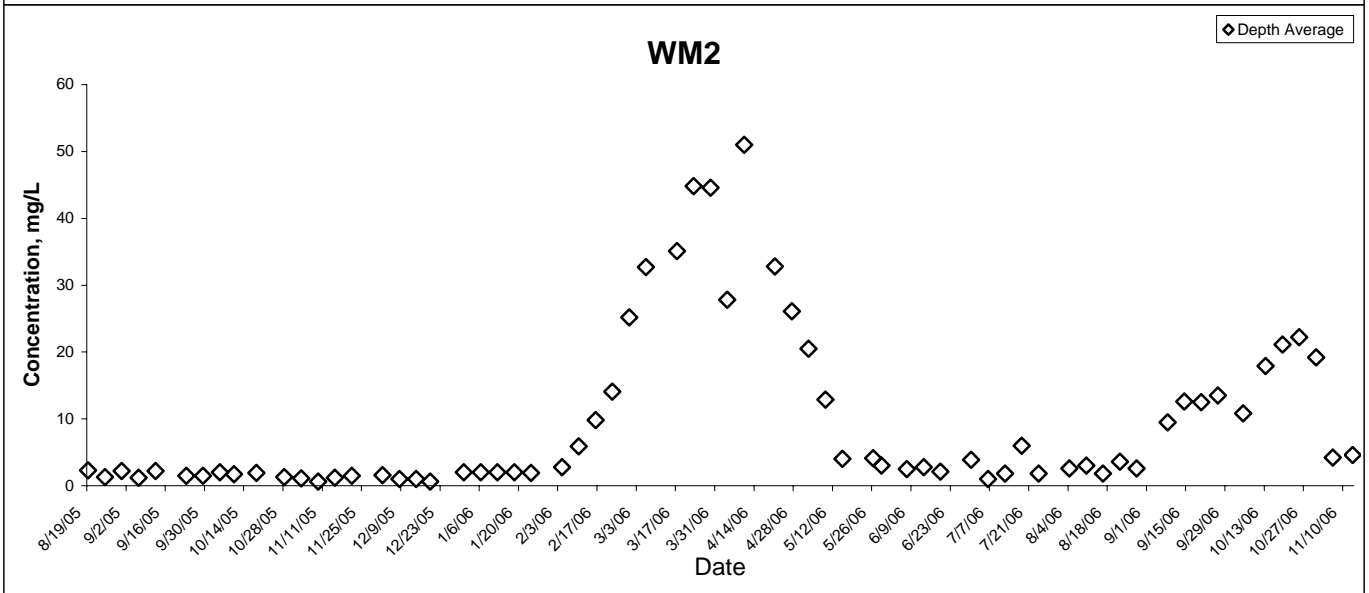
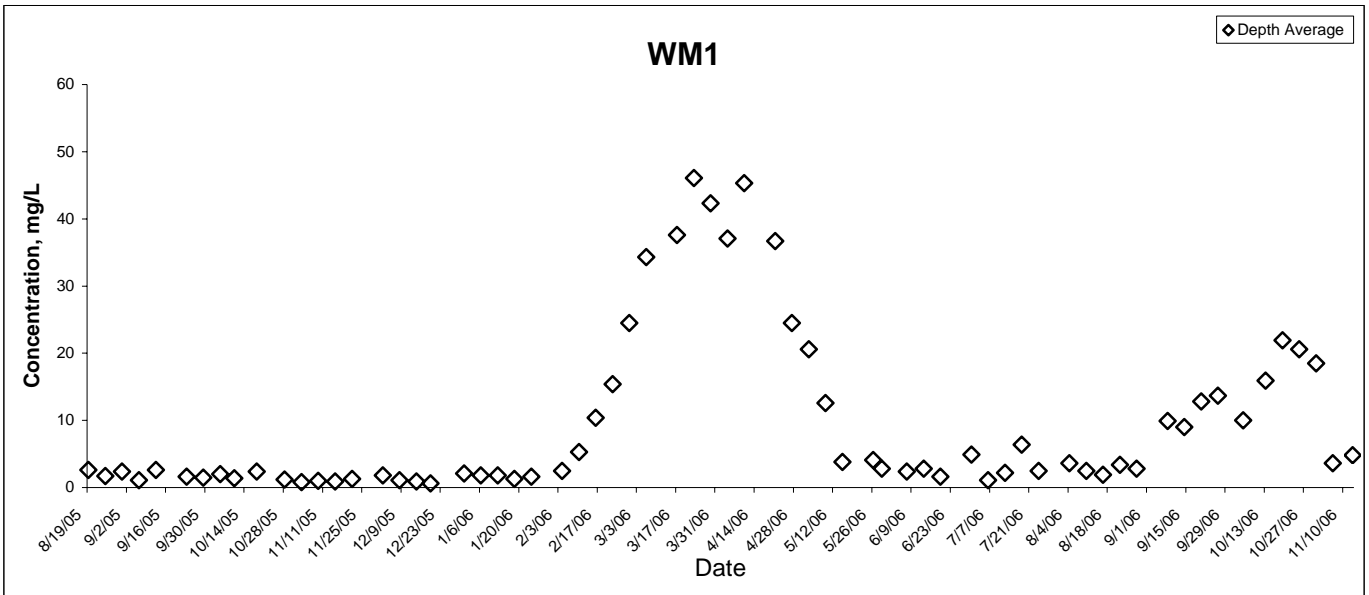
Unionised Nitrogen (Annual Average)



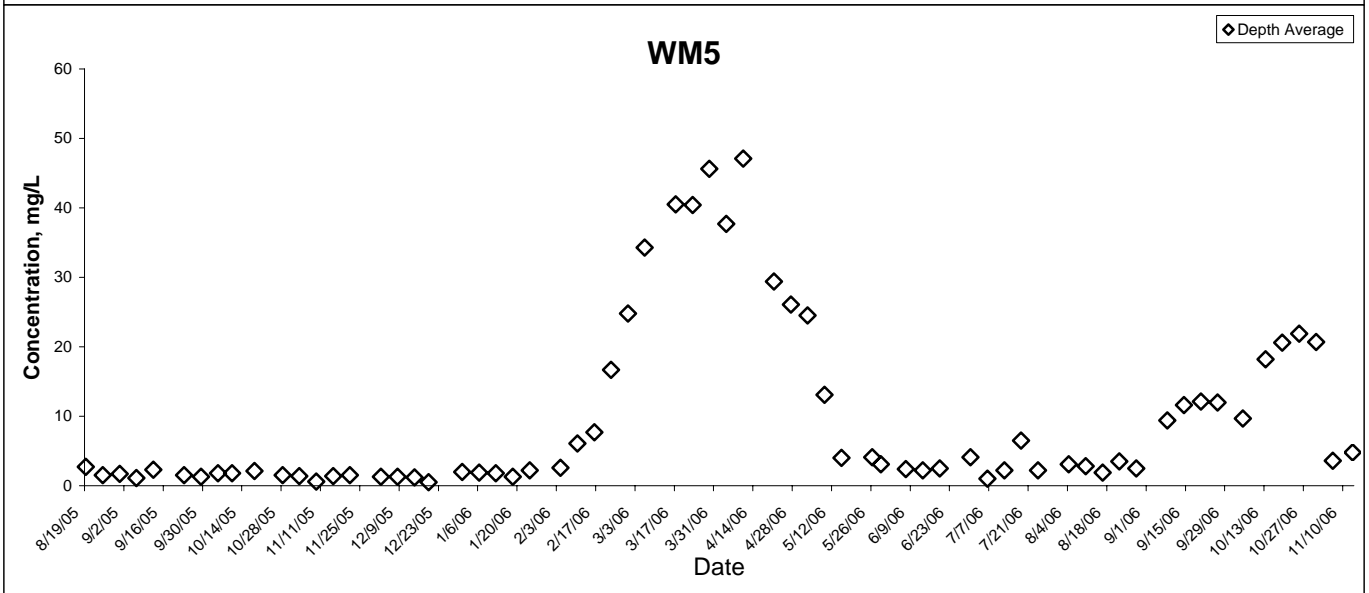
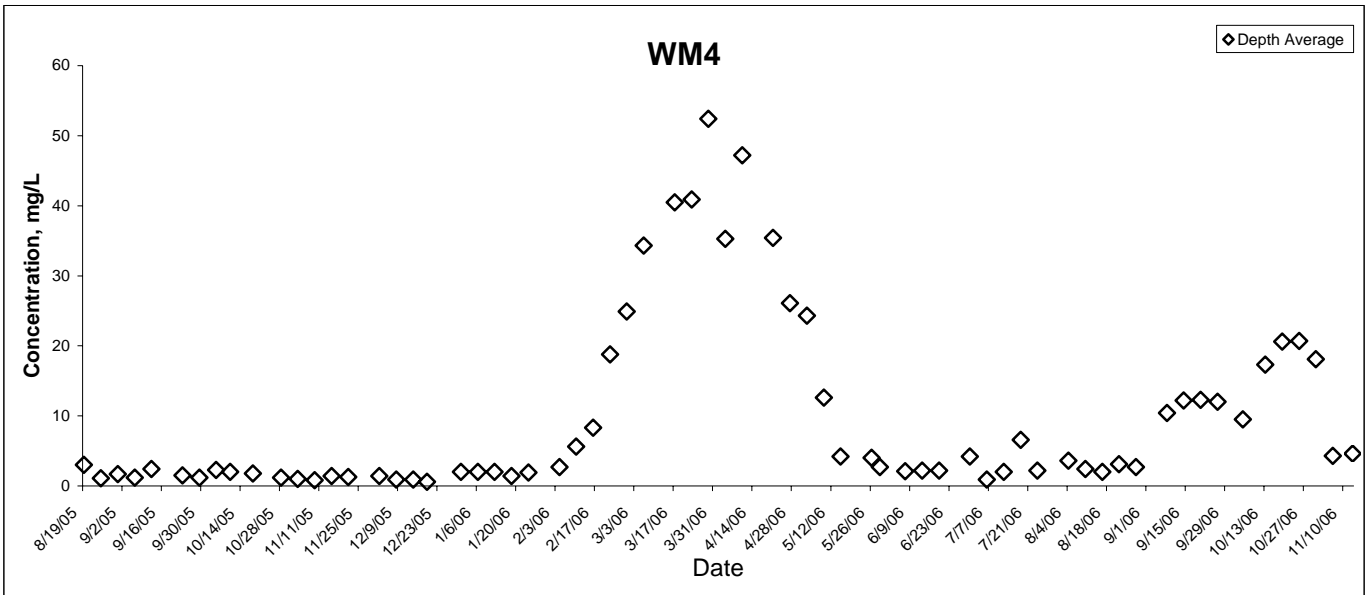
EP-01/097/2001/C

SCALE	N.T.S.	DATE	Nov 06
CHECK	EWNY	DRAWN	LLMC
JOB NO.	S07105	APPENDIX	Rev
		E	-

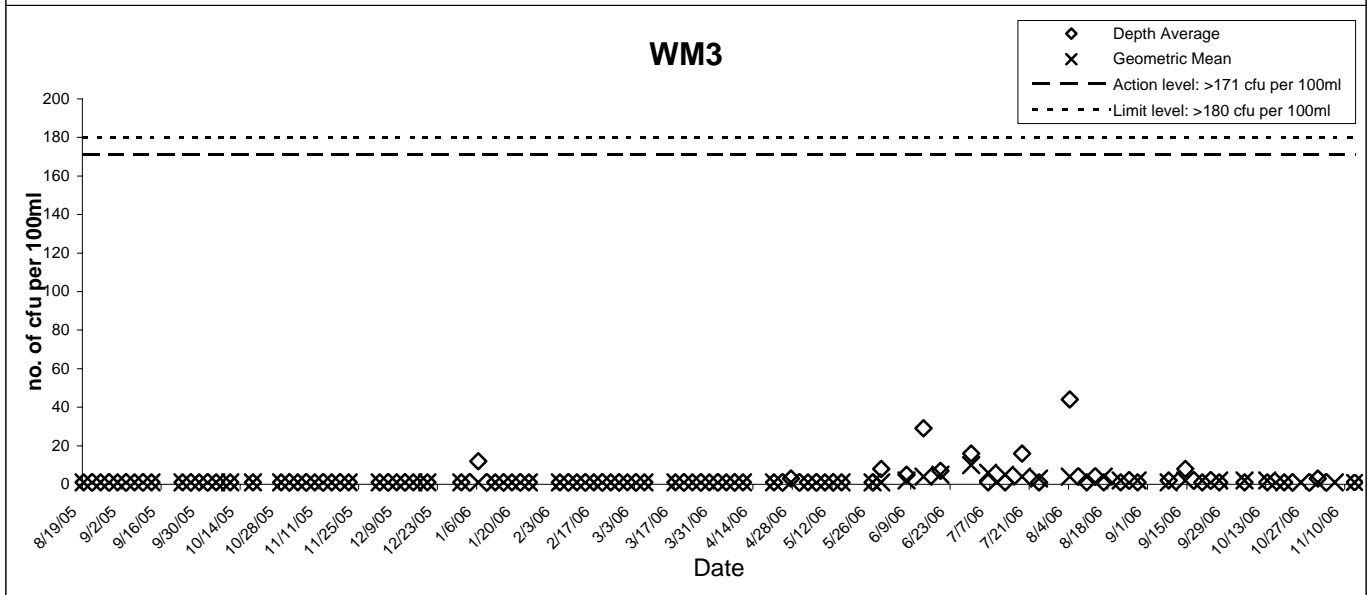
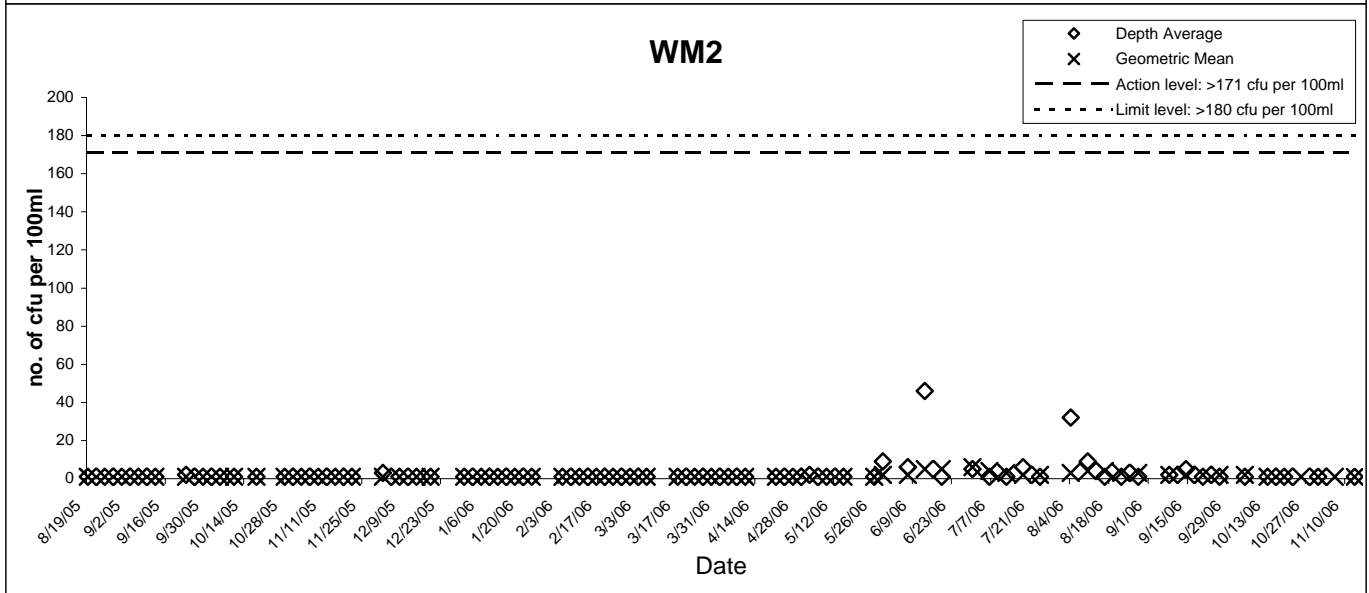
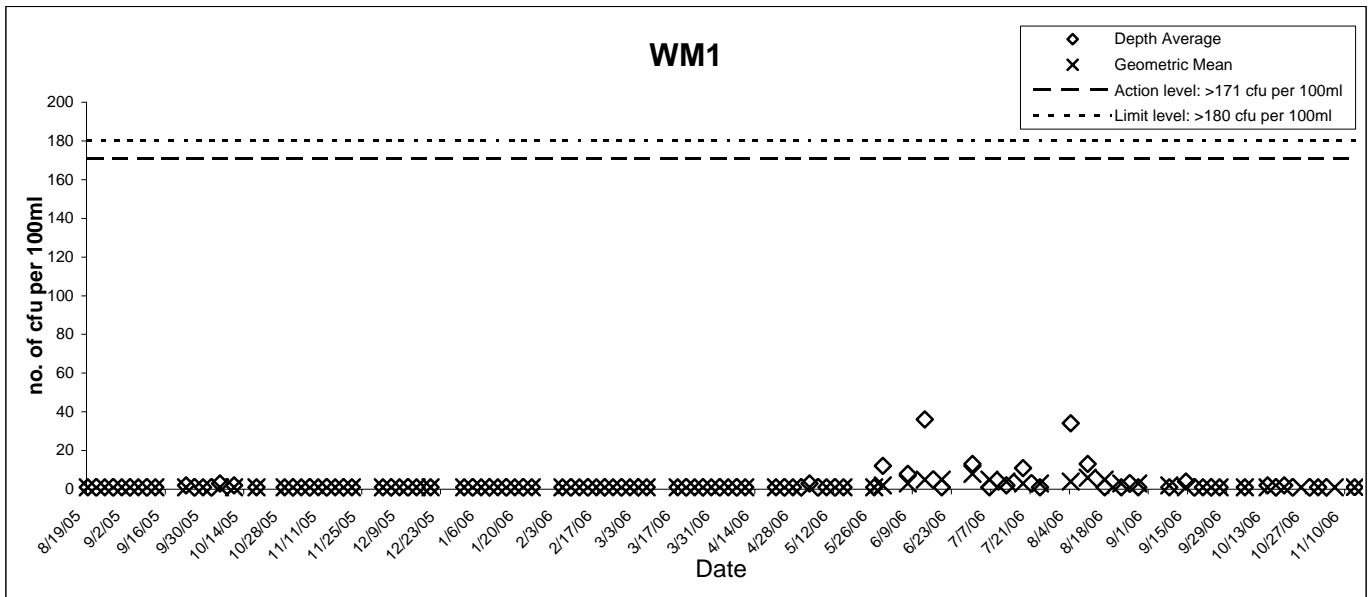
Chlorophyll-a



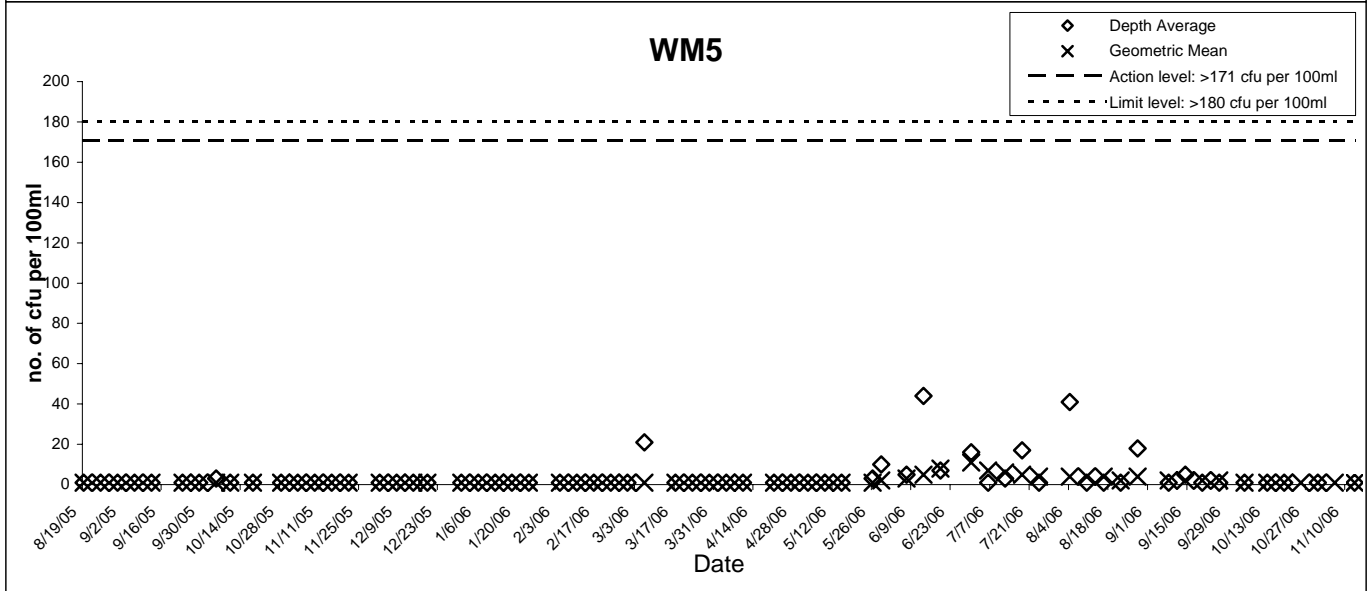
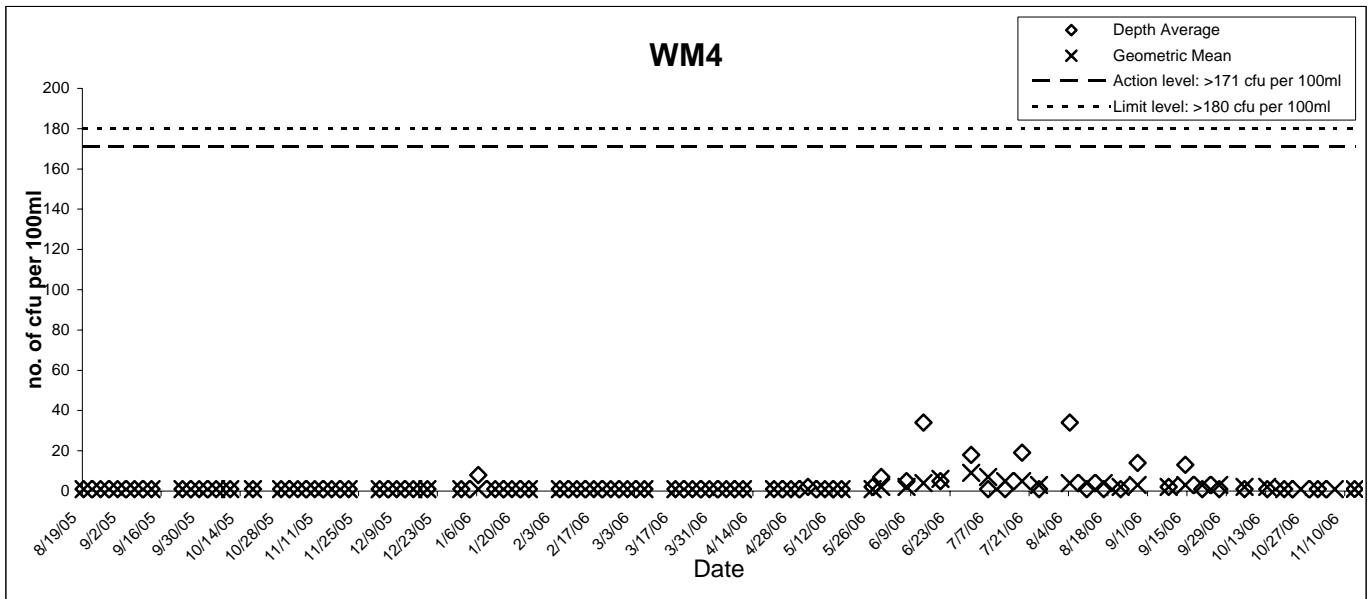
Chlorophyll-a



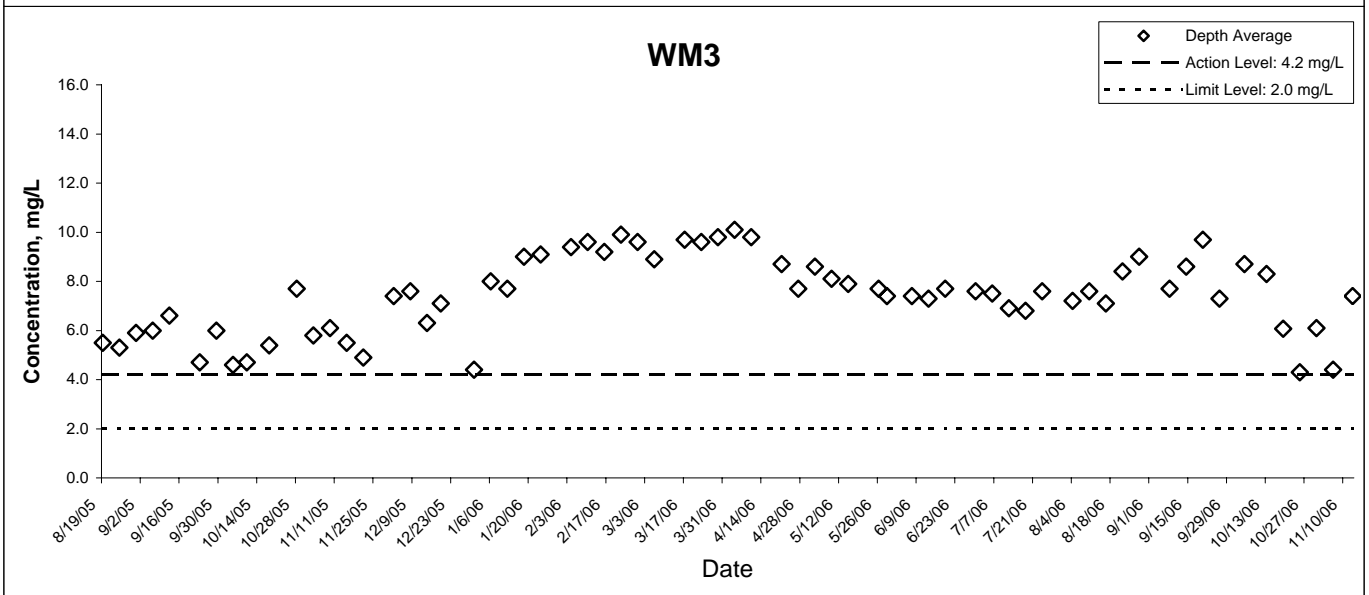
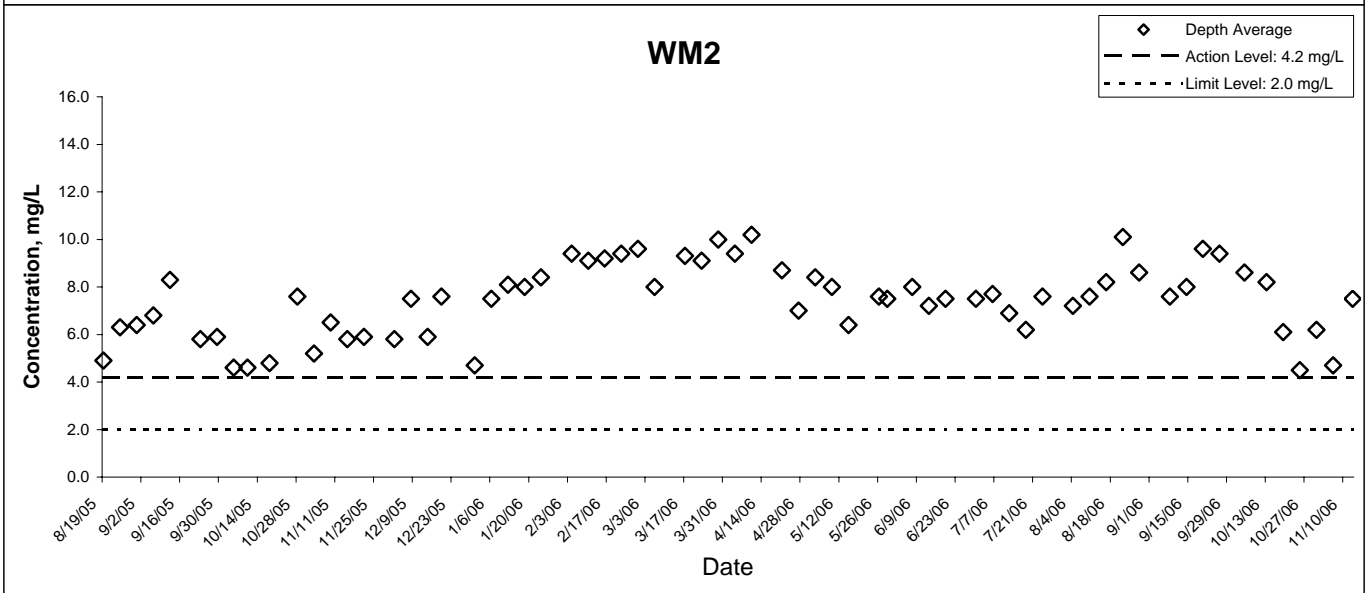
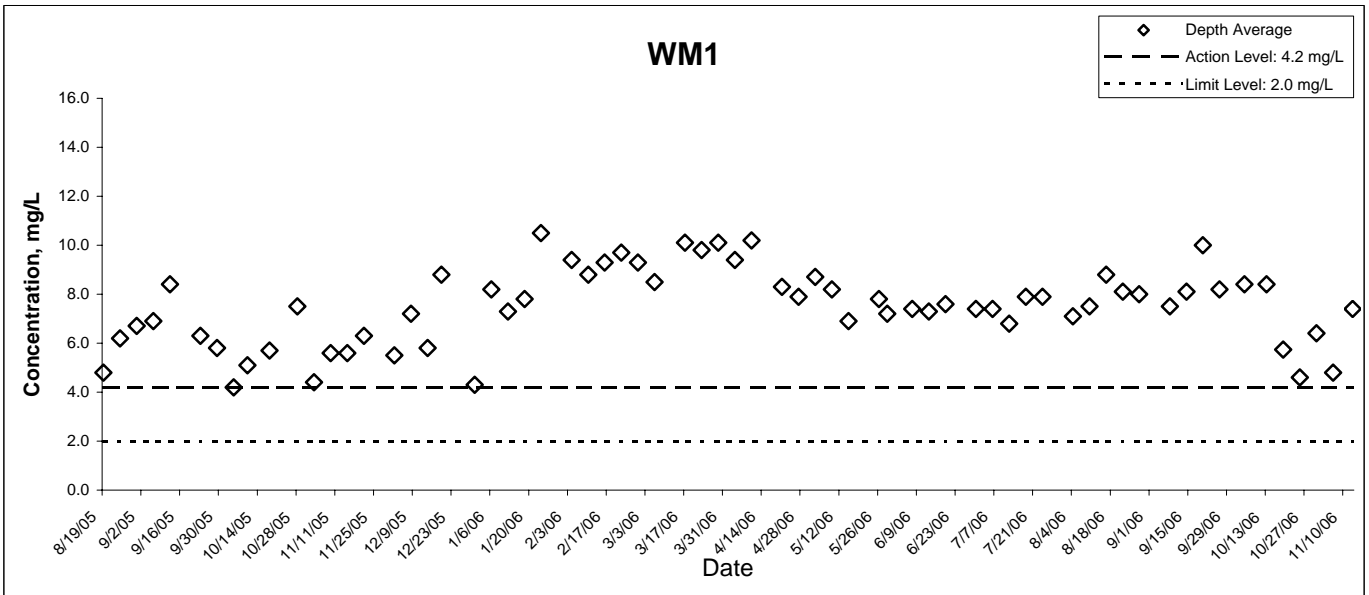
E.coli



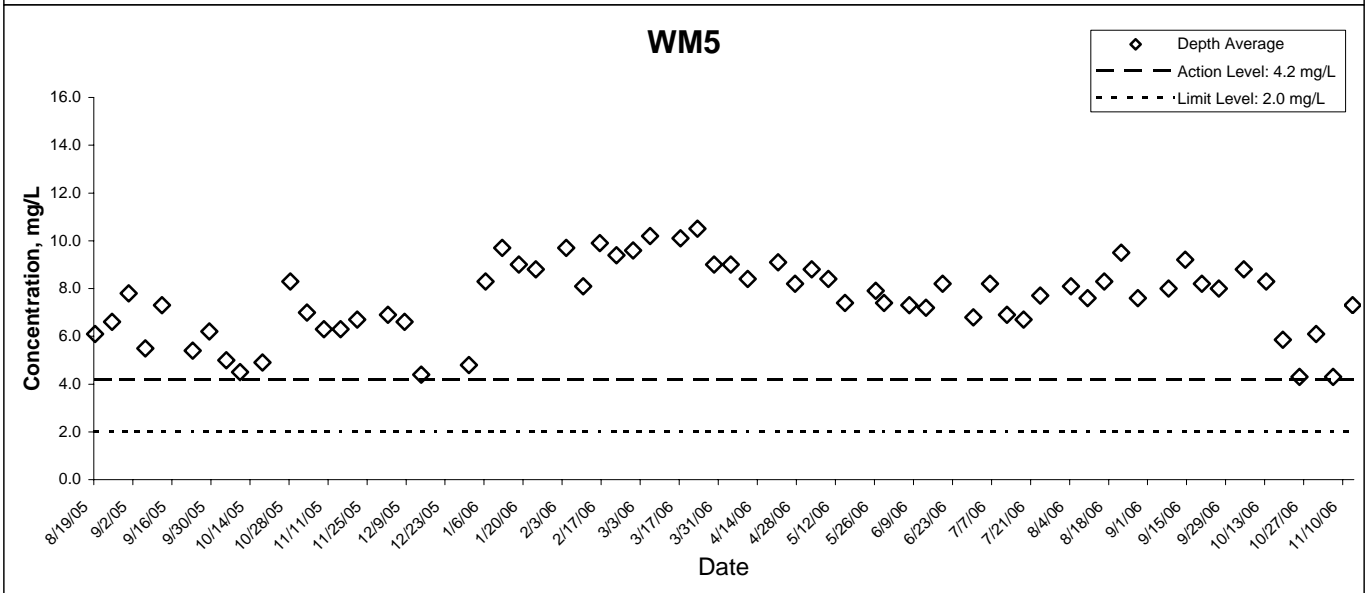
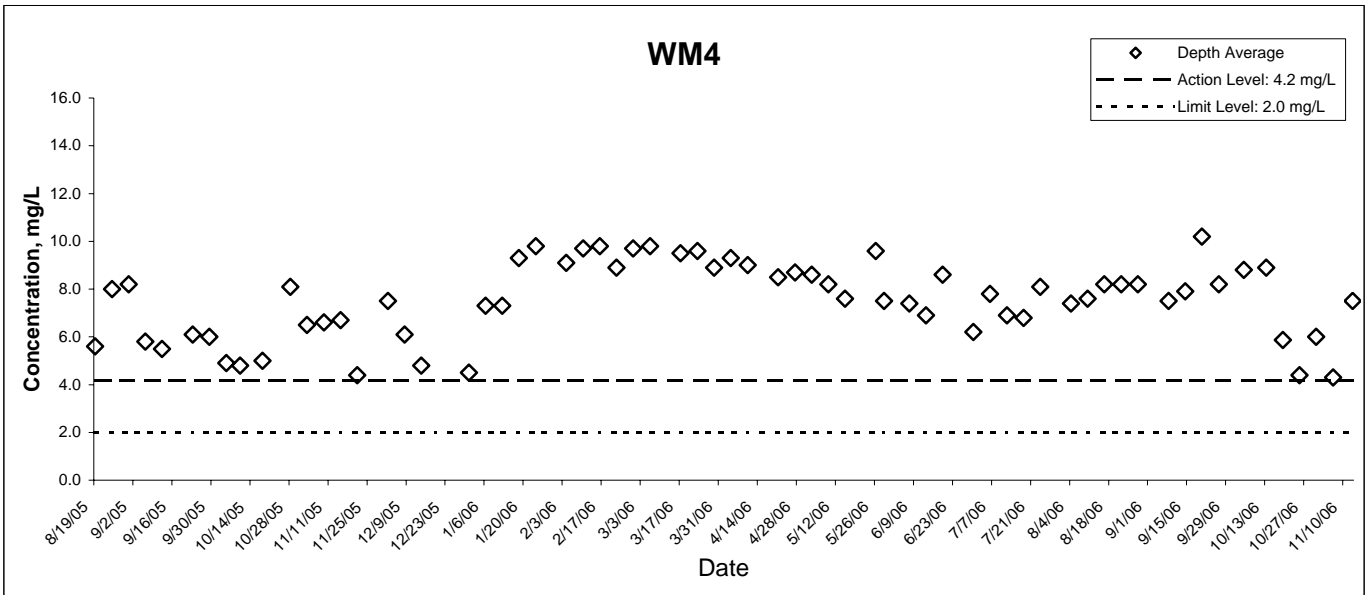
E.coli



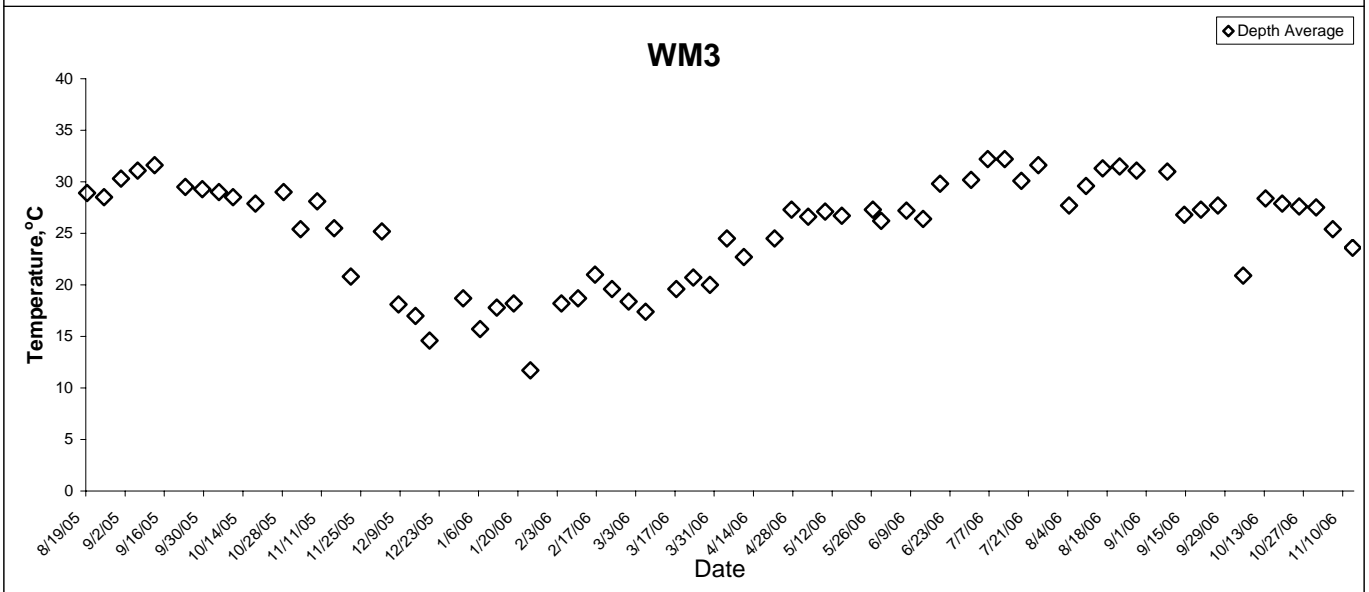
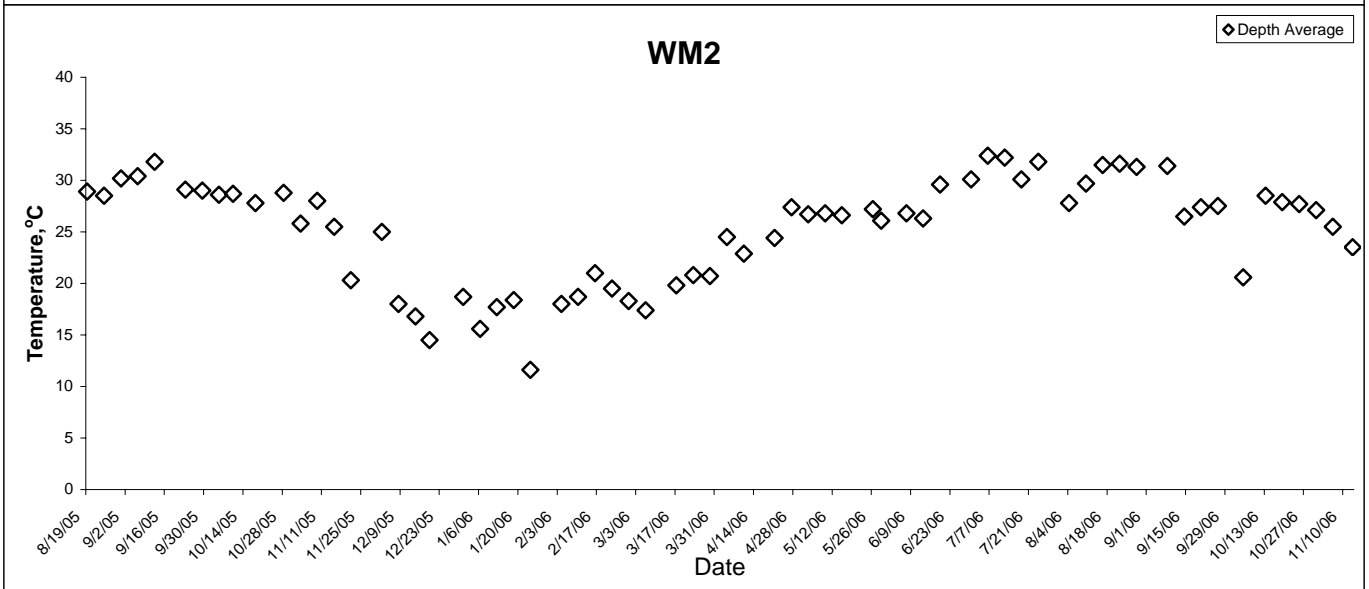
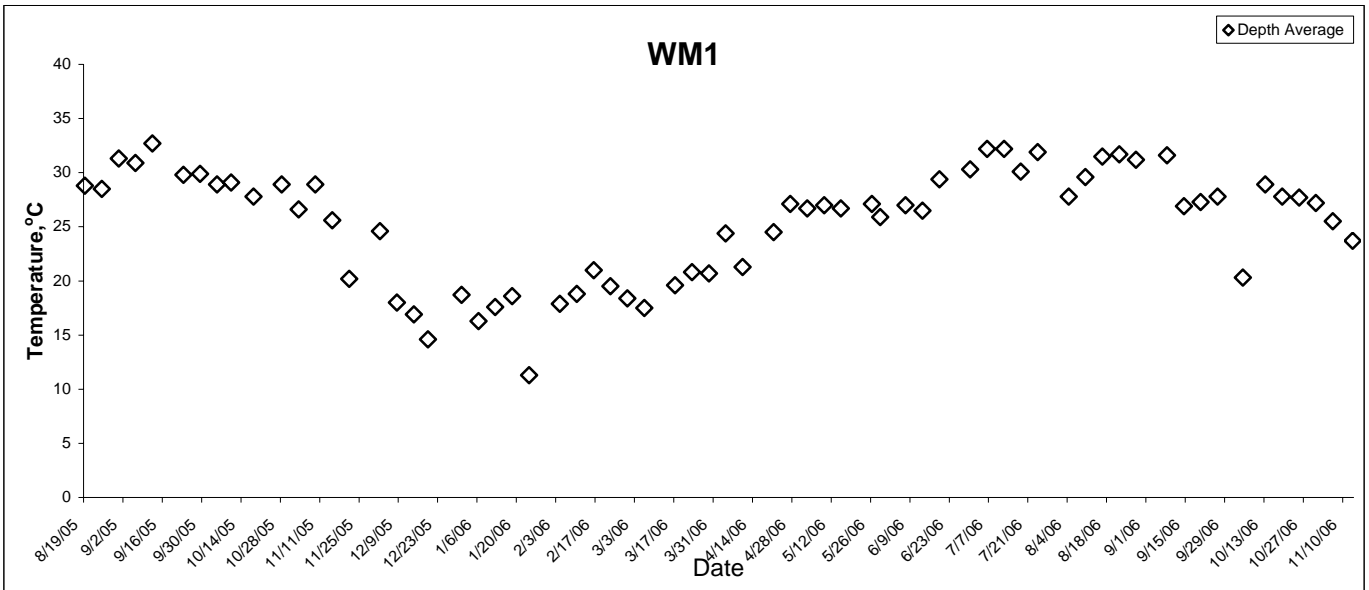
Dissovled Oxygen



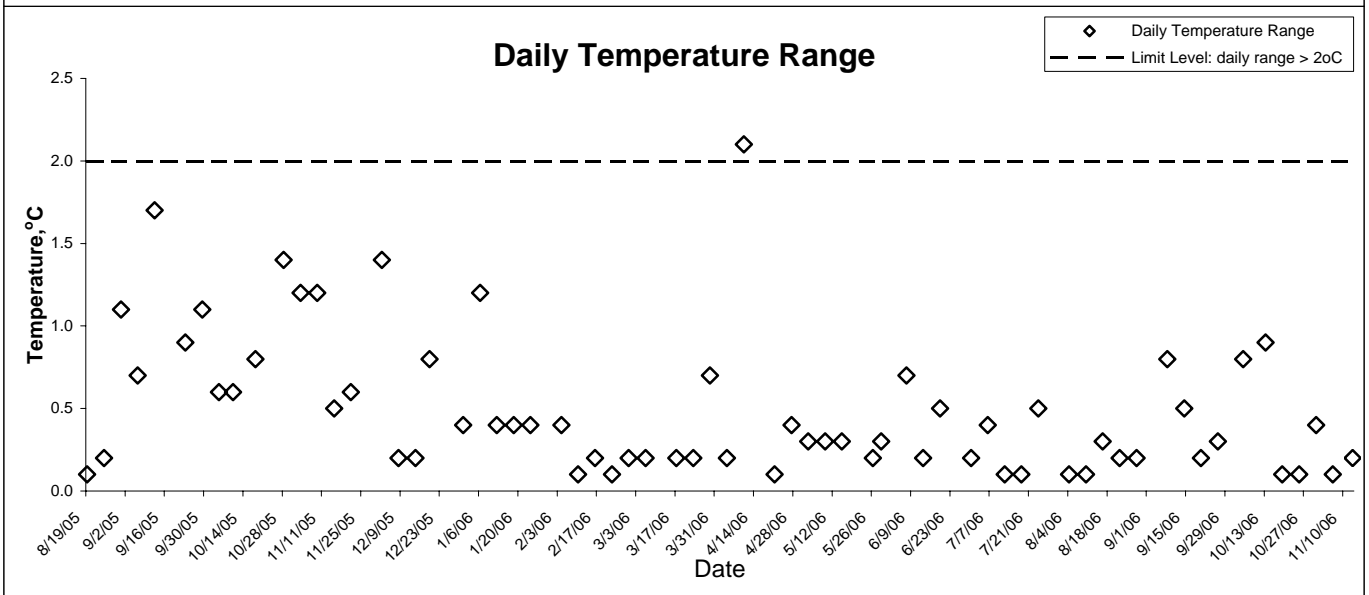
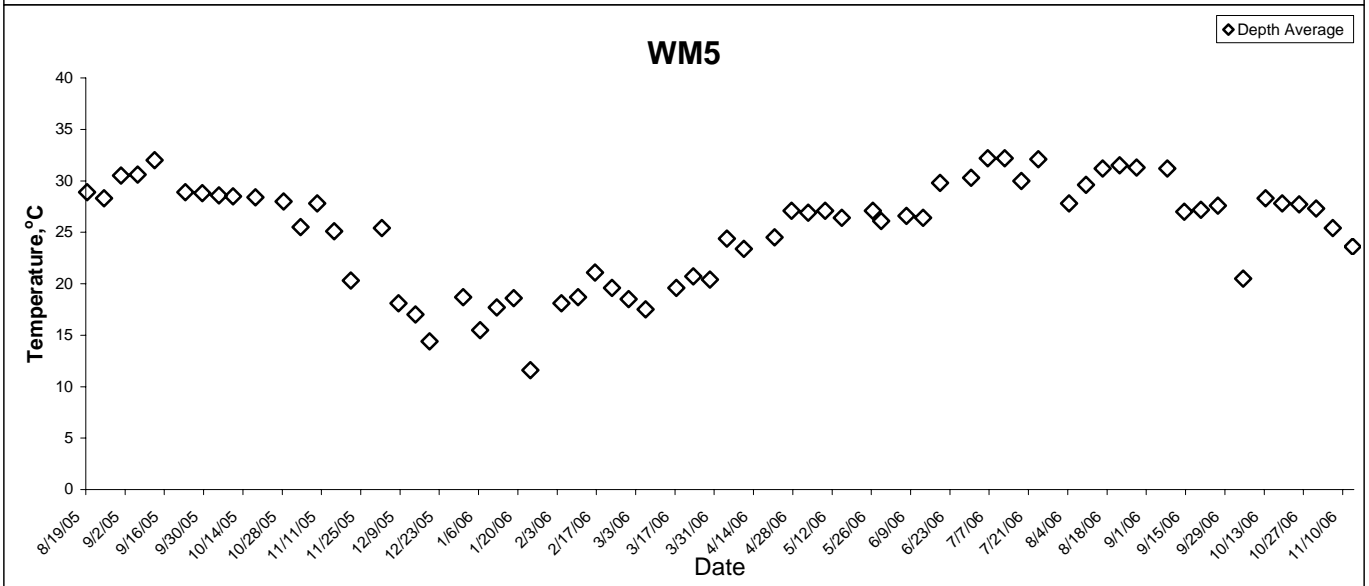
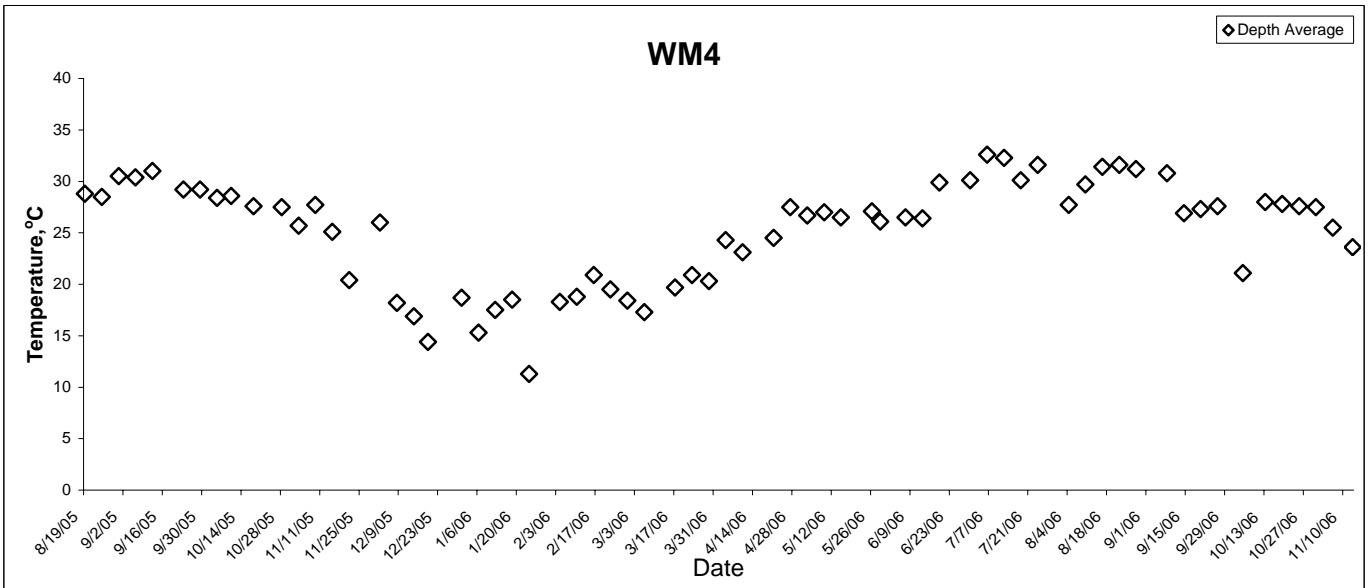
Dissoved Oxygen



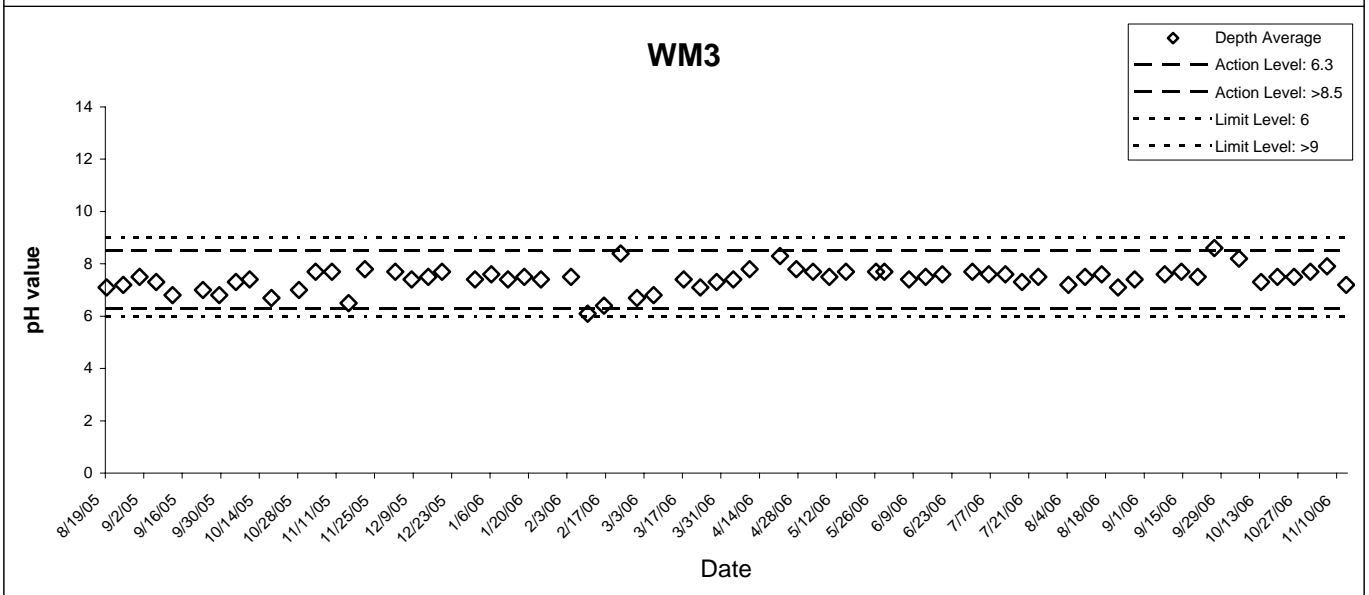
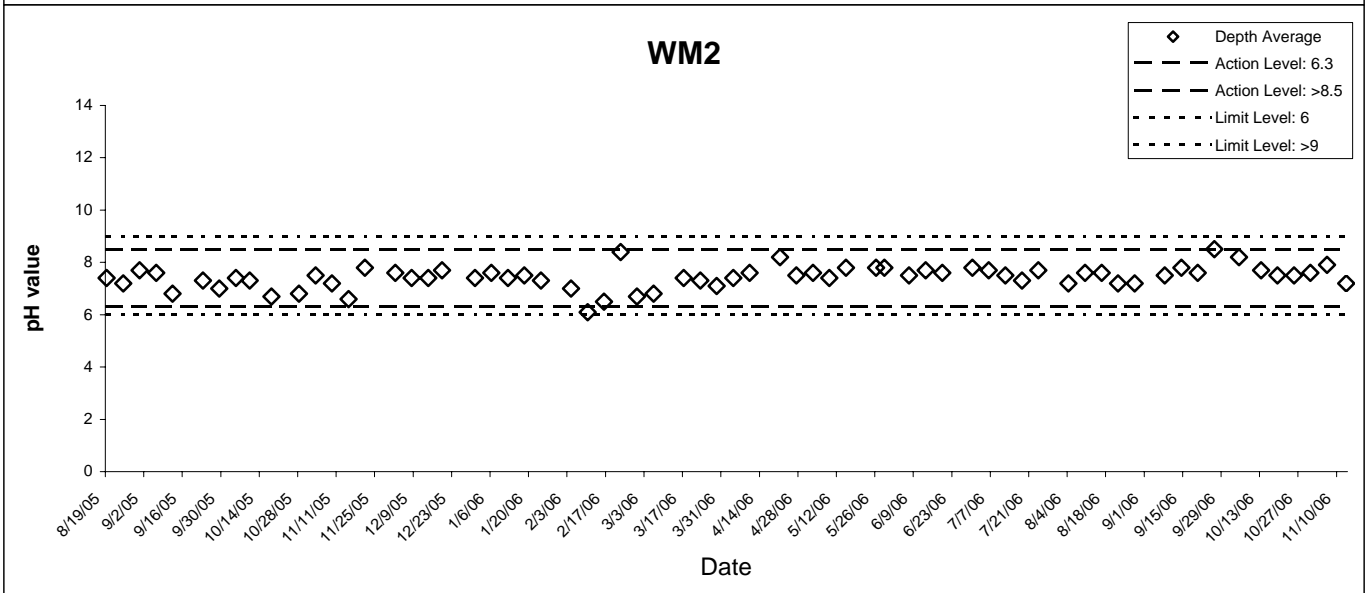
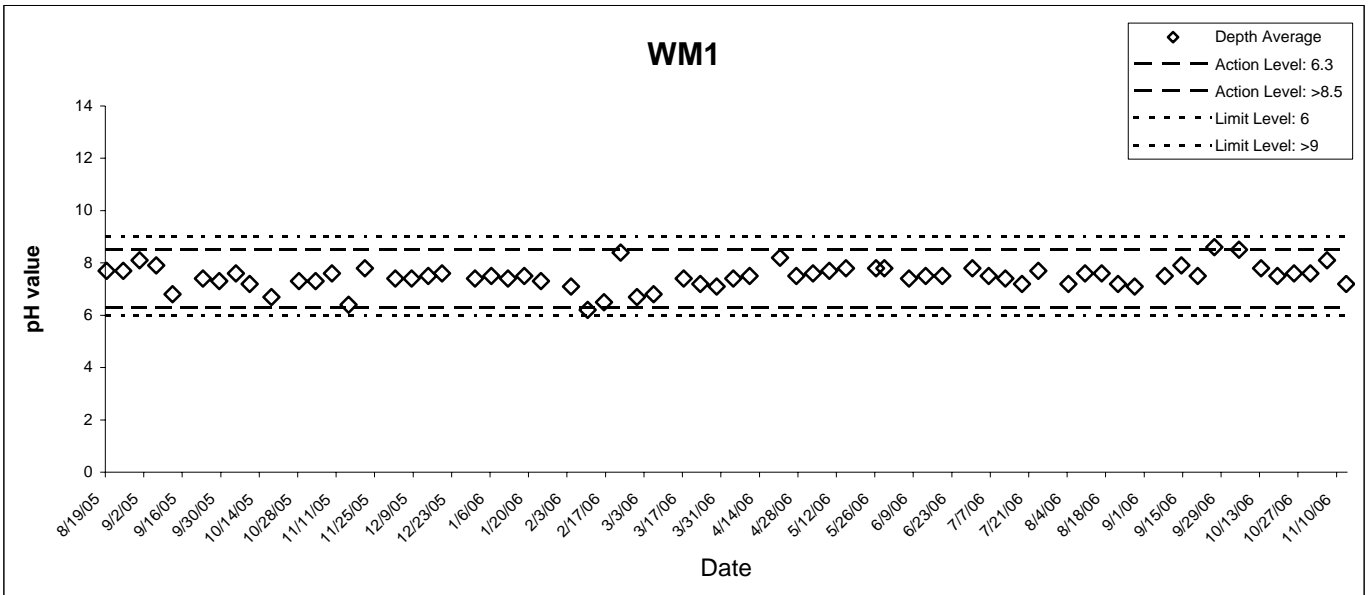
Temperature



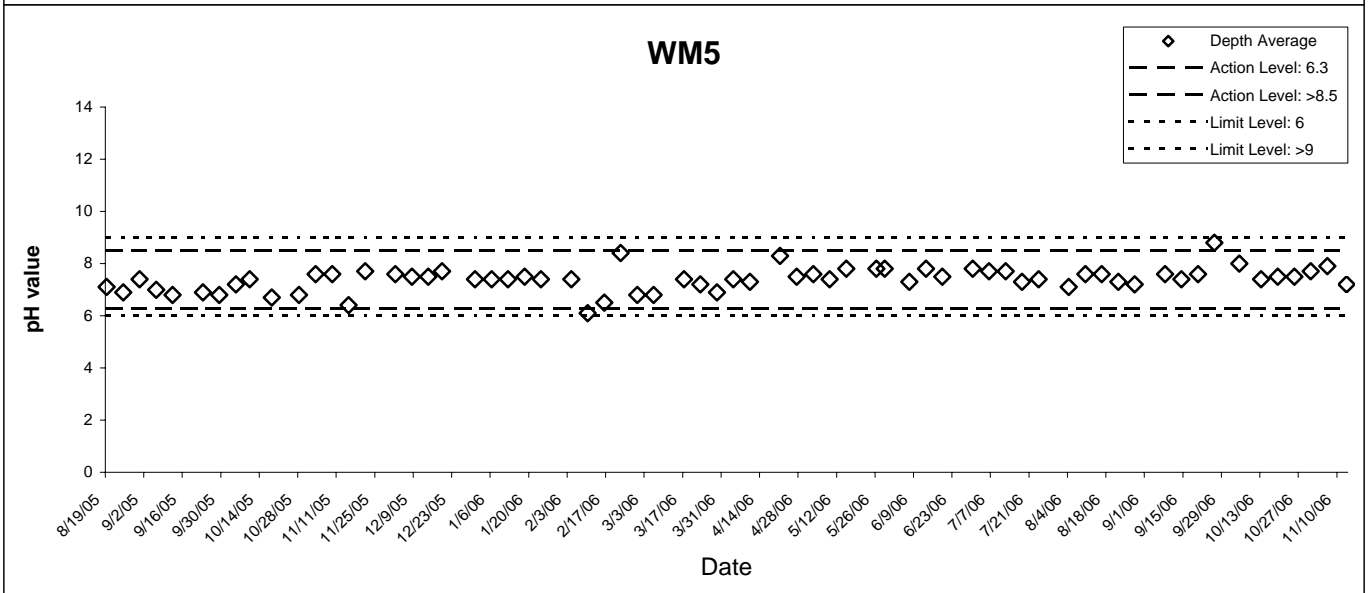
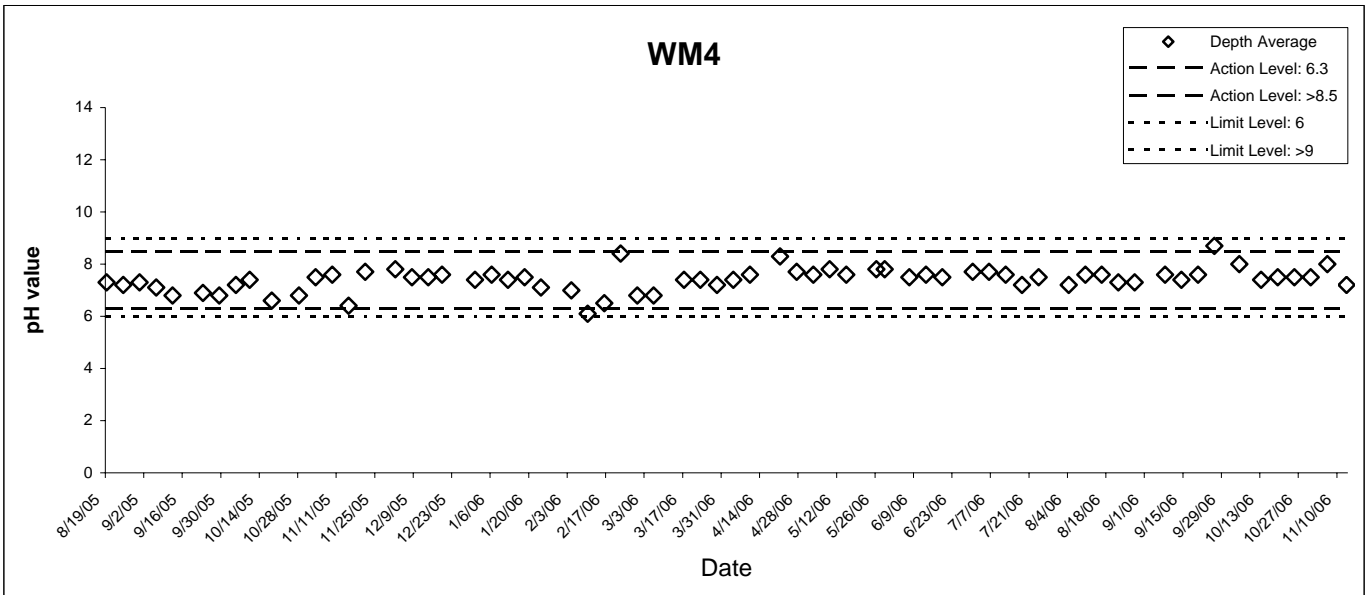
Temperature



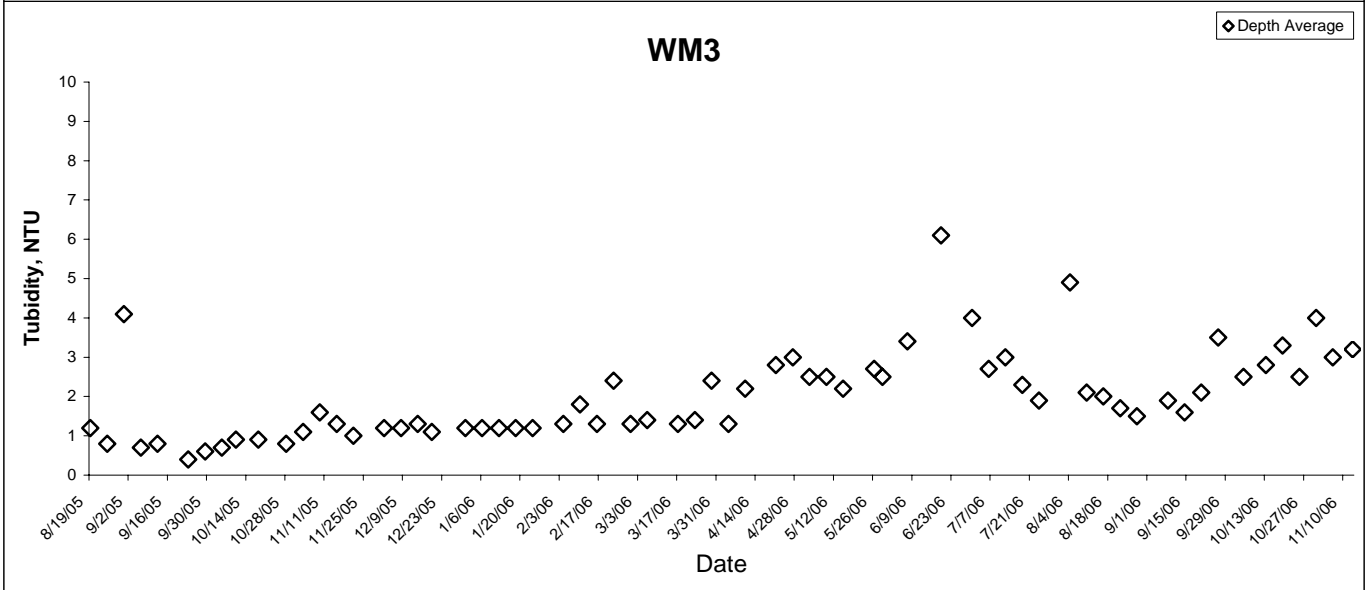
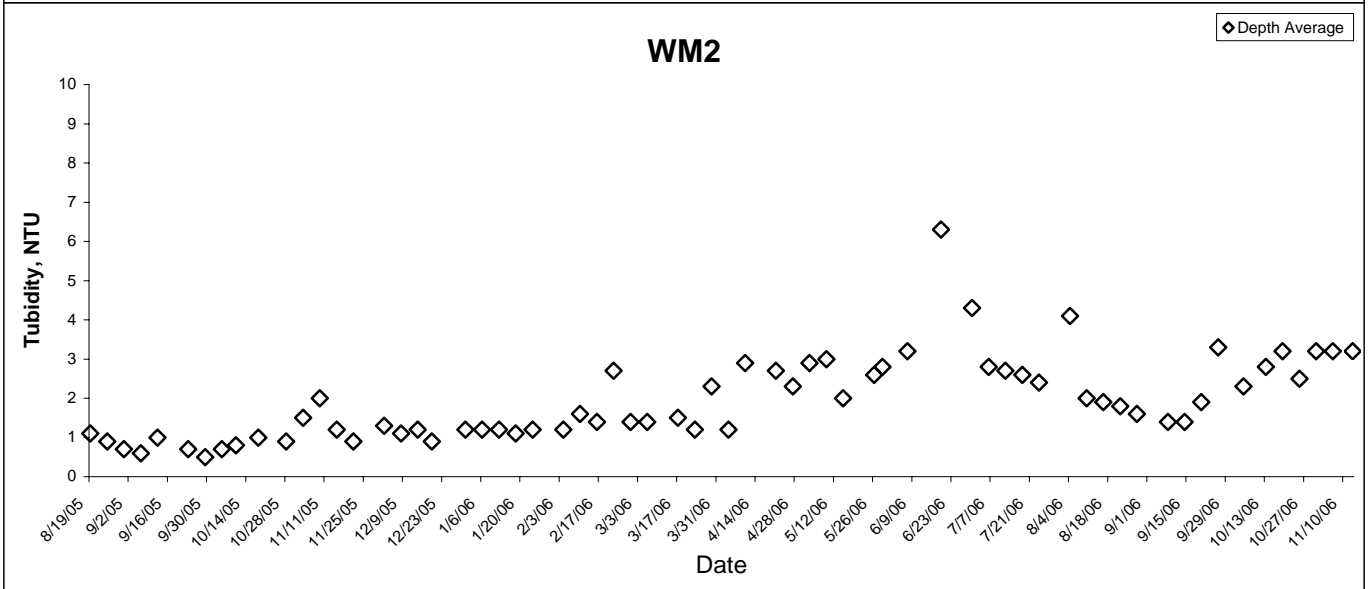
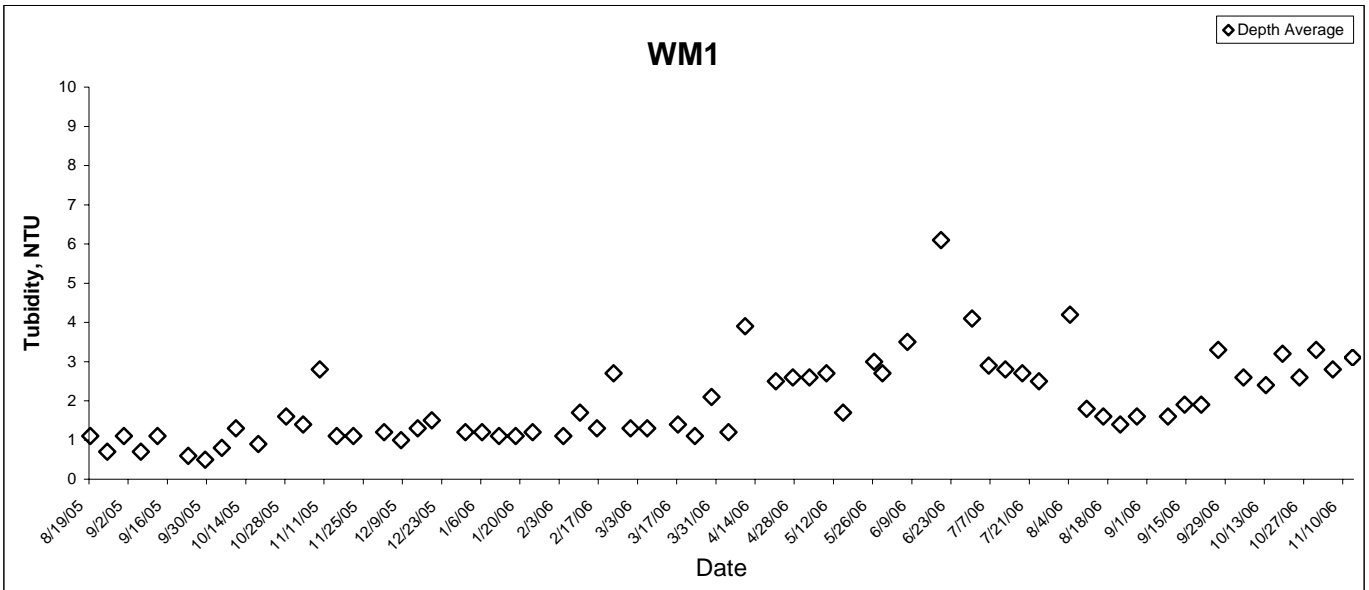
pH



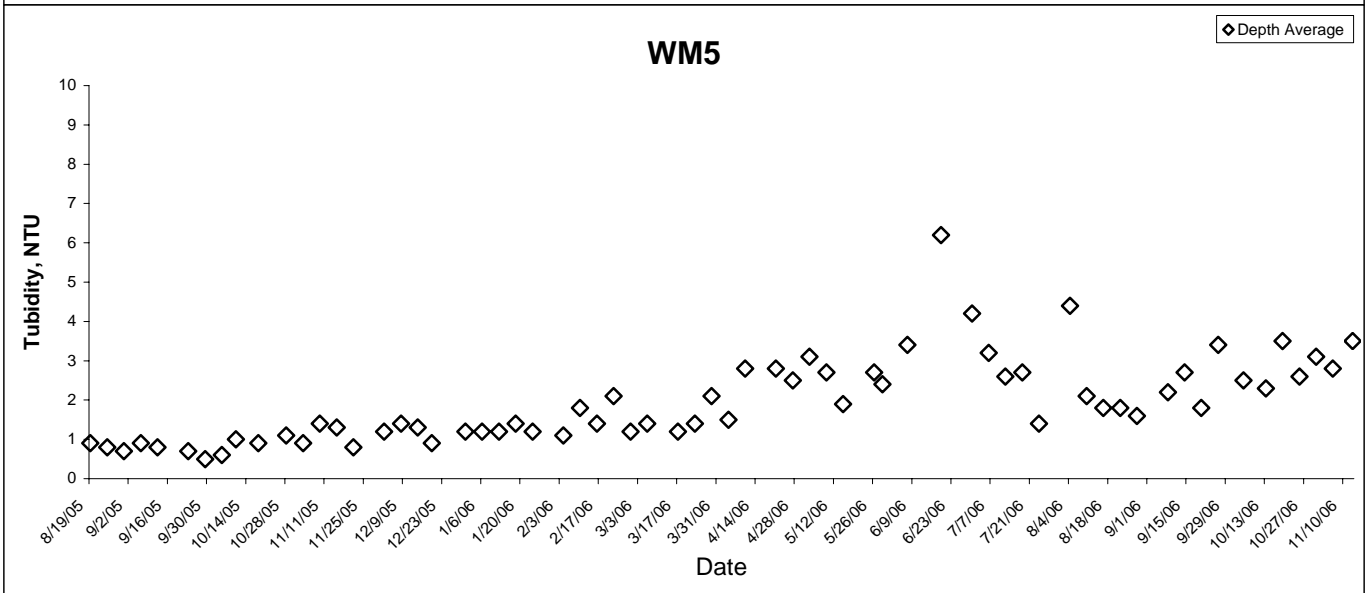
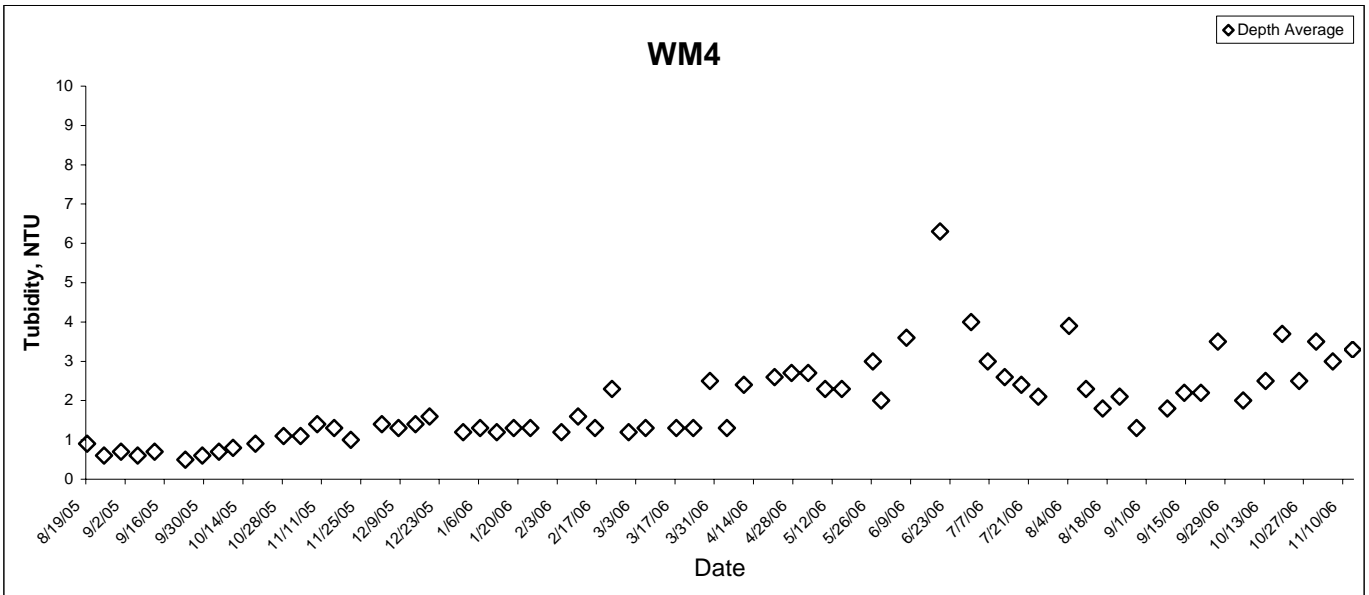
pH



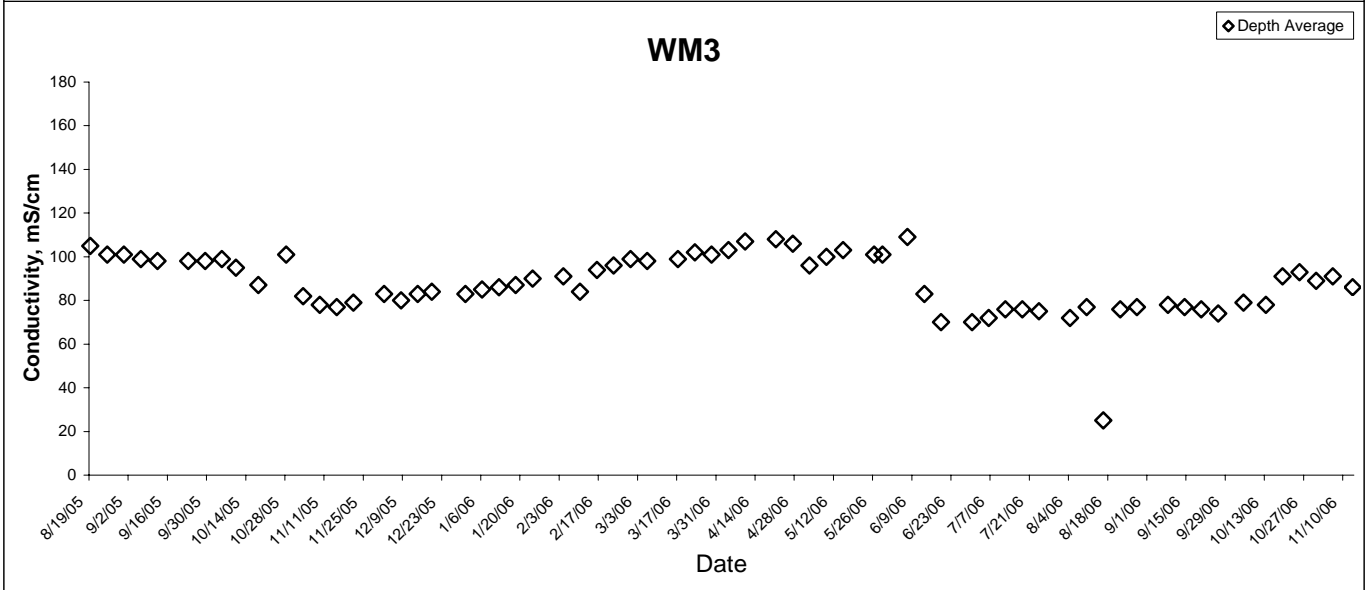
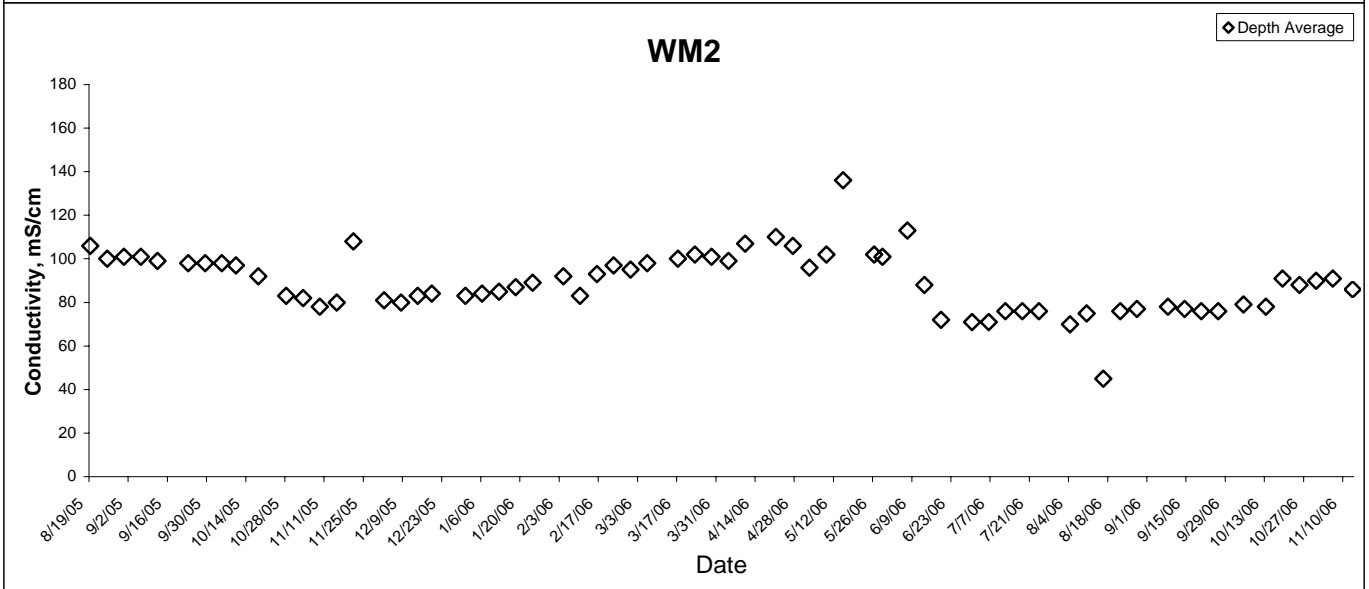
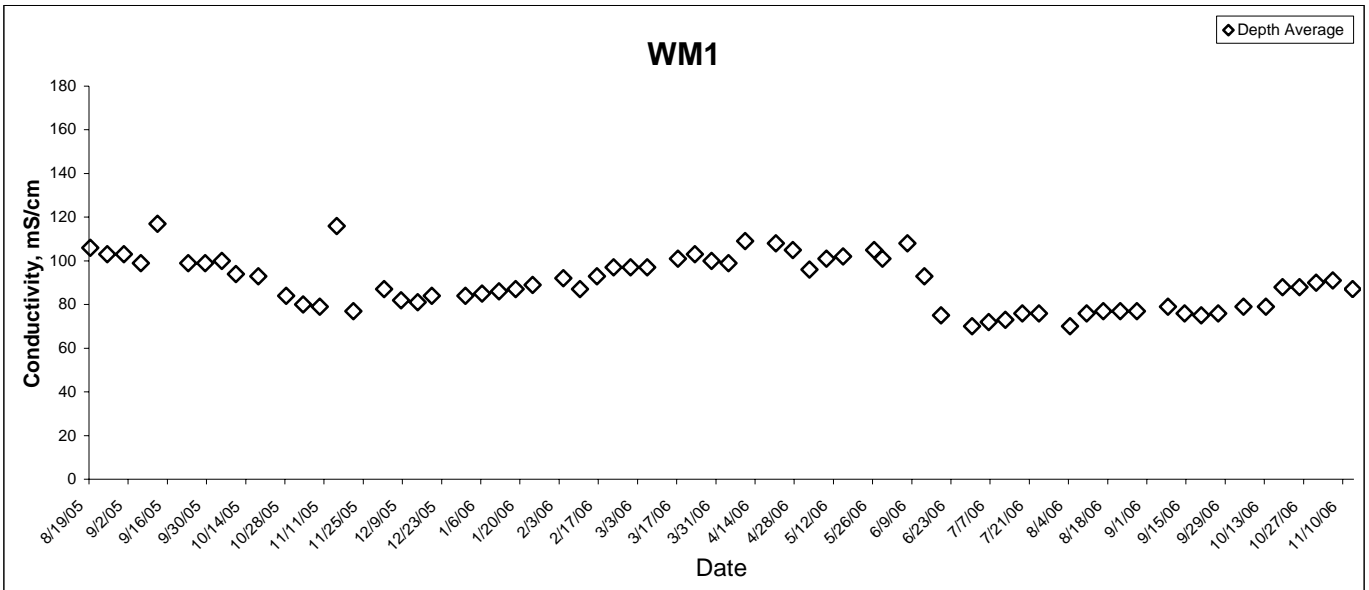
Turbidity



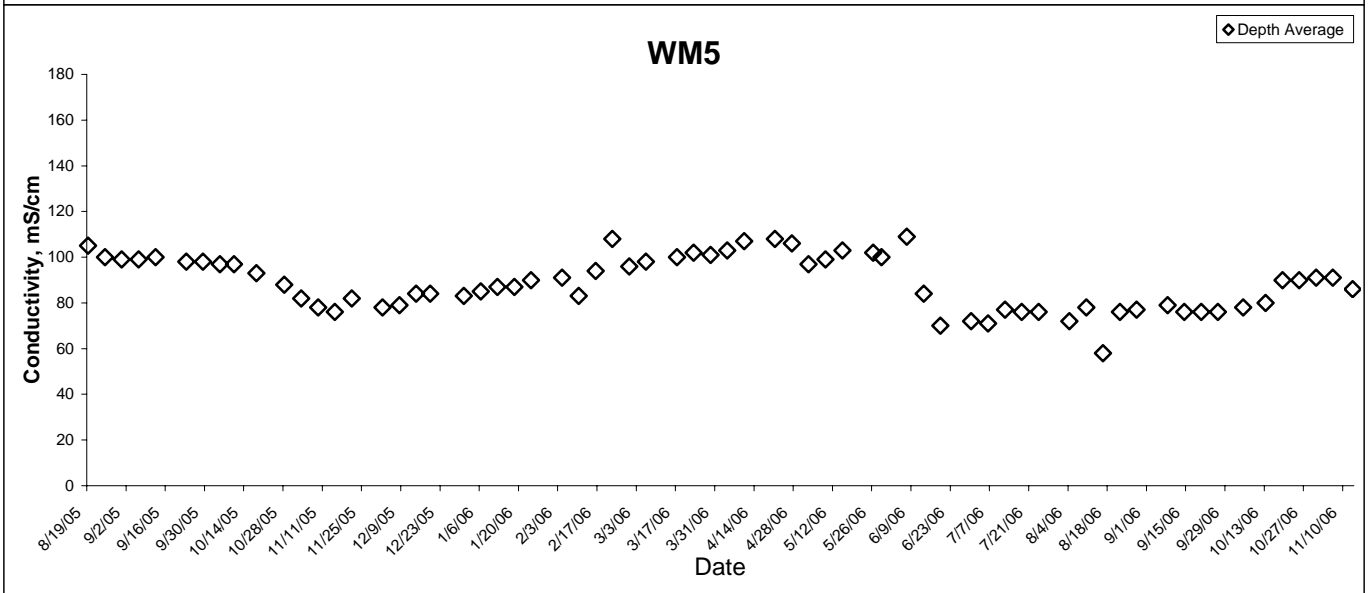
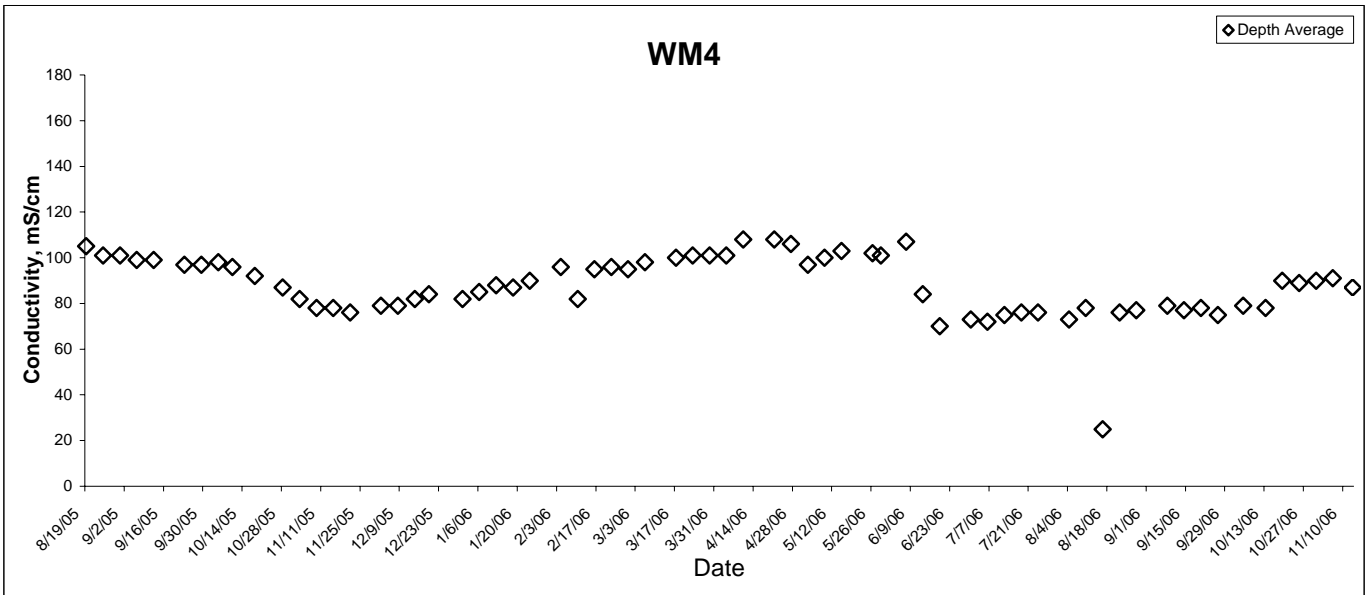
Turbidity



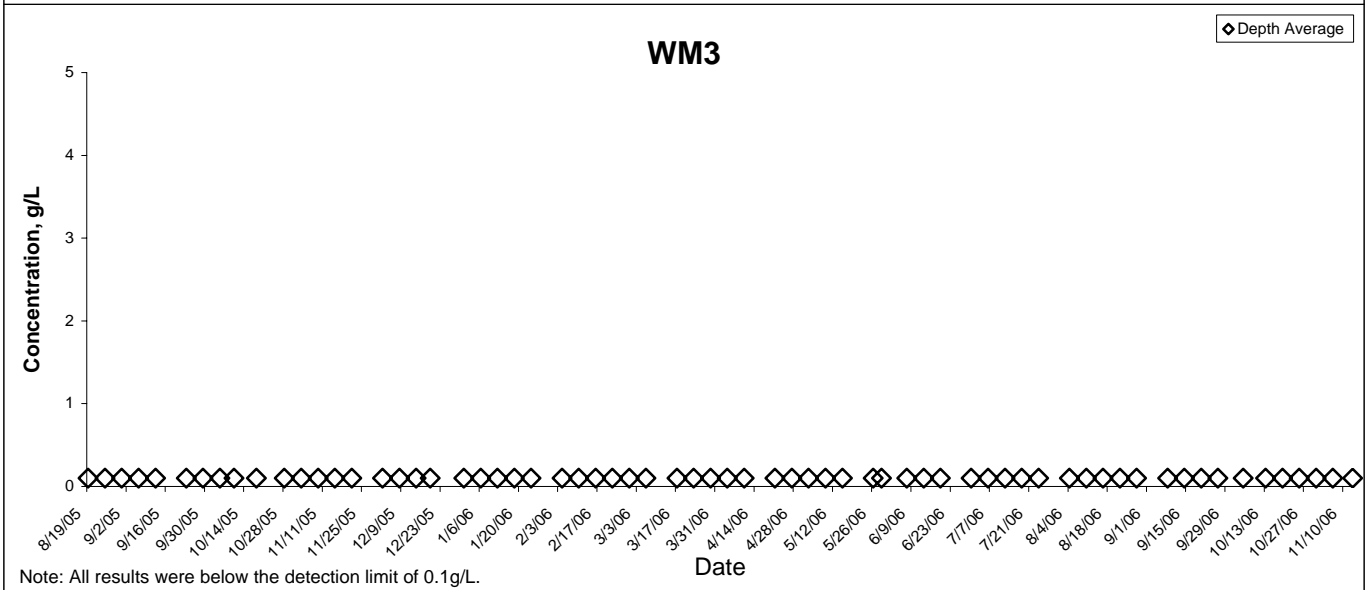
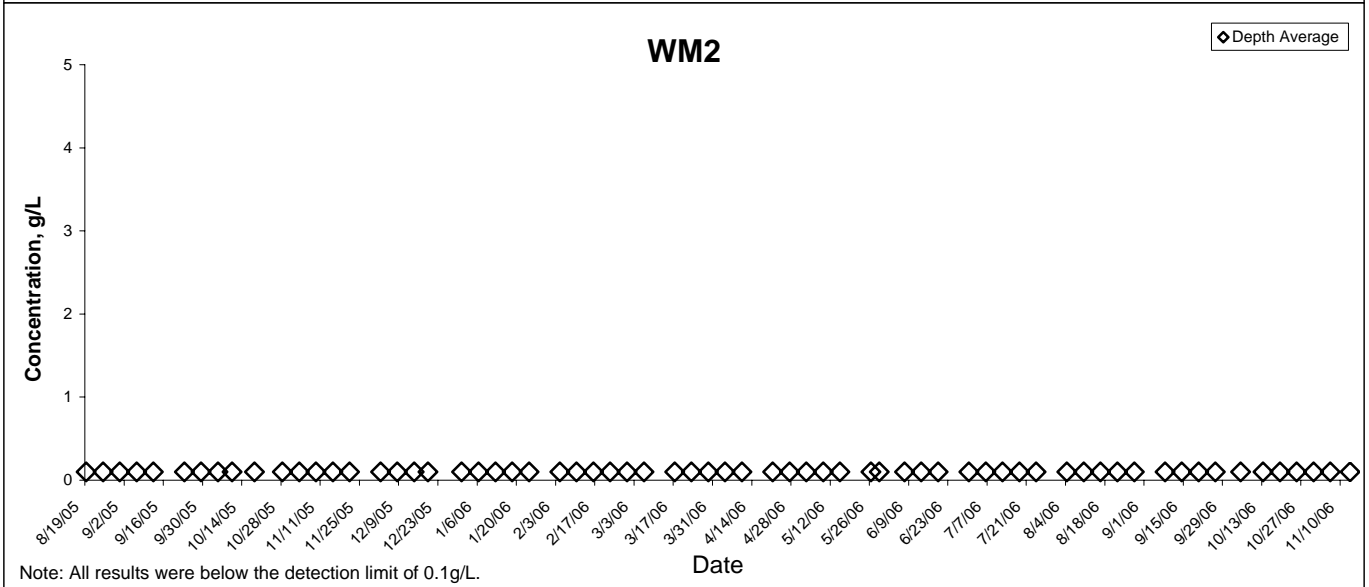
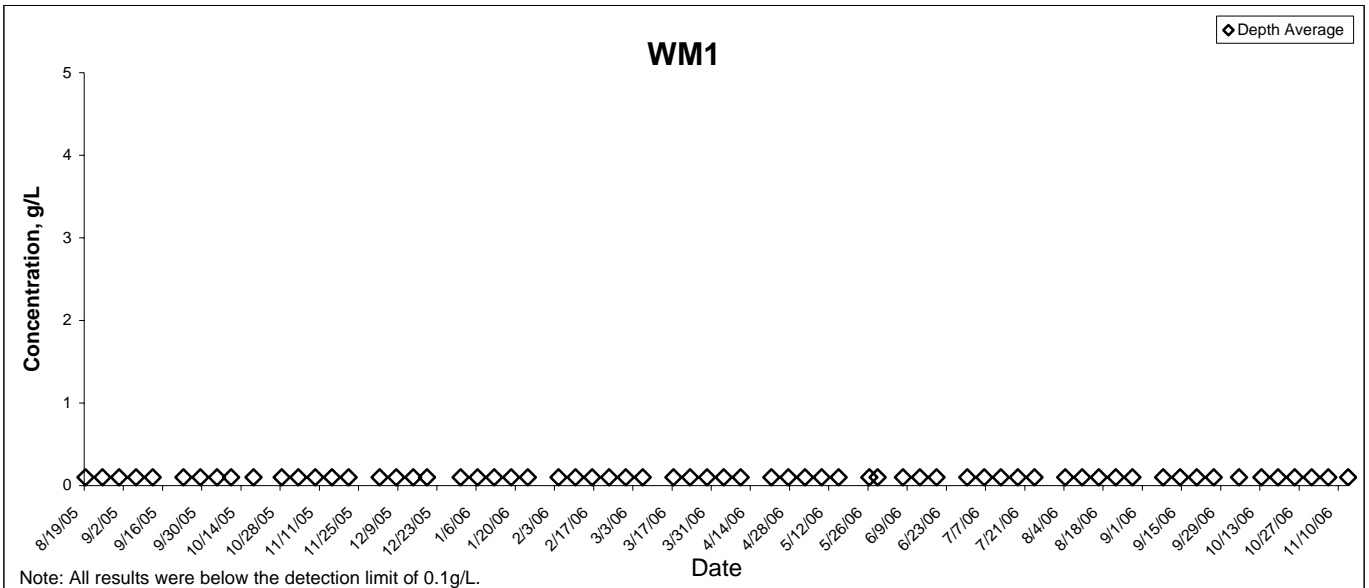
Conductivity



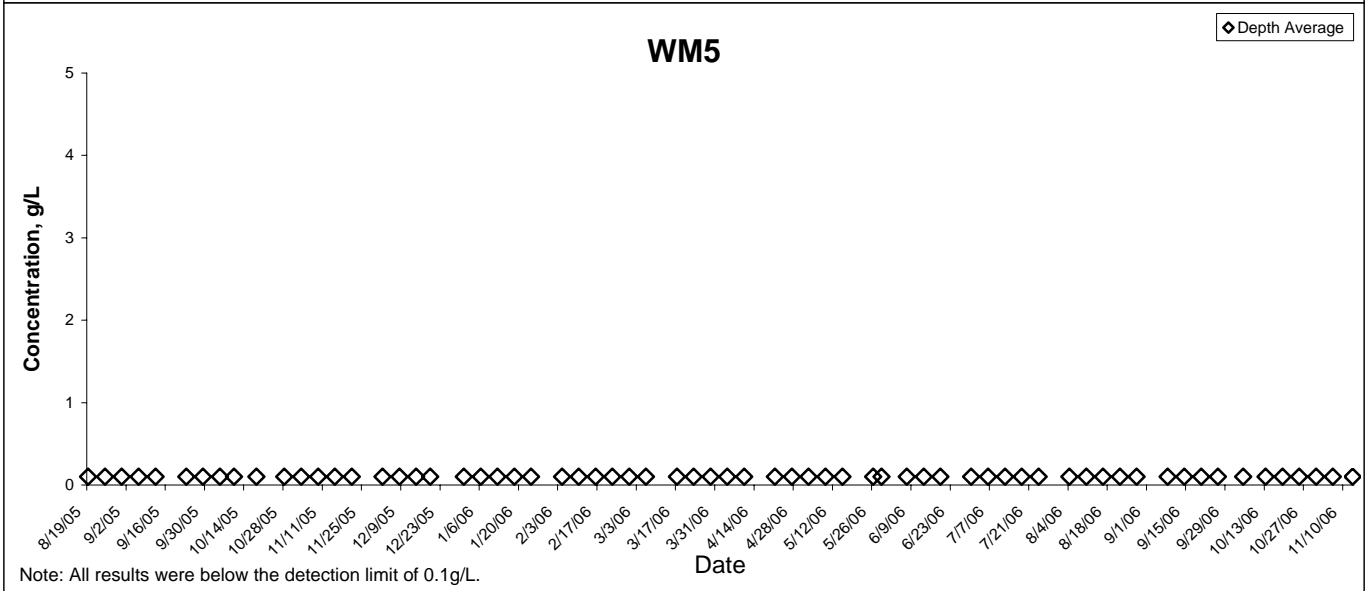
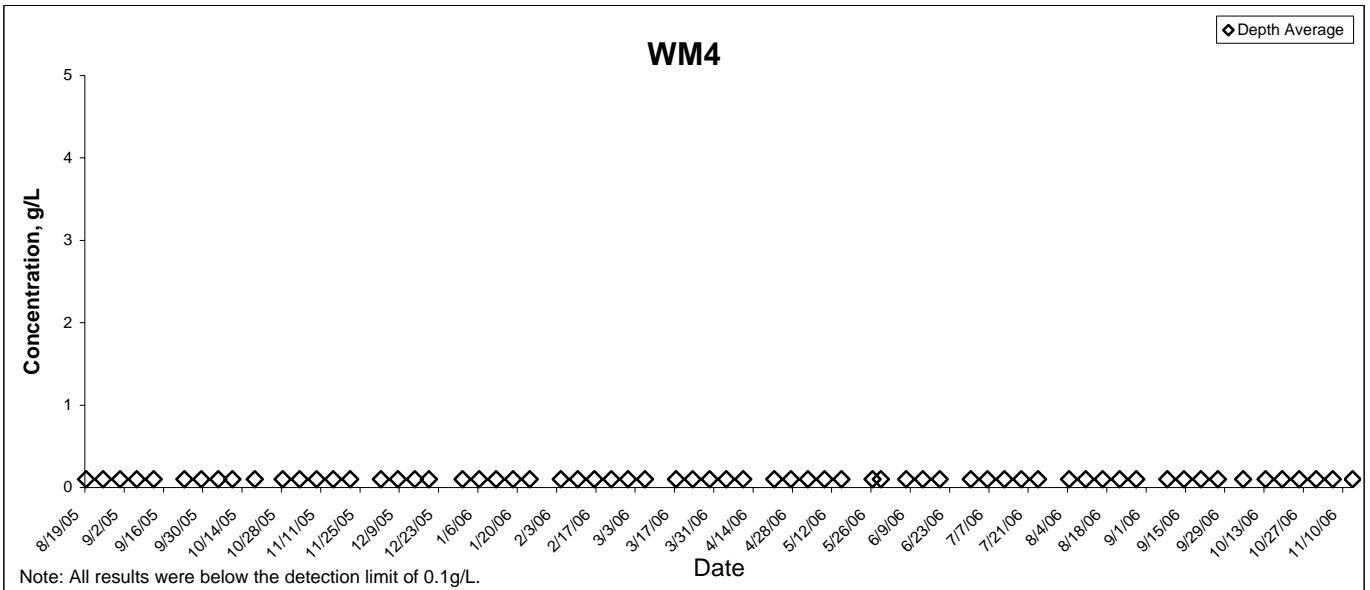
Conductivity



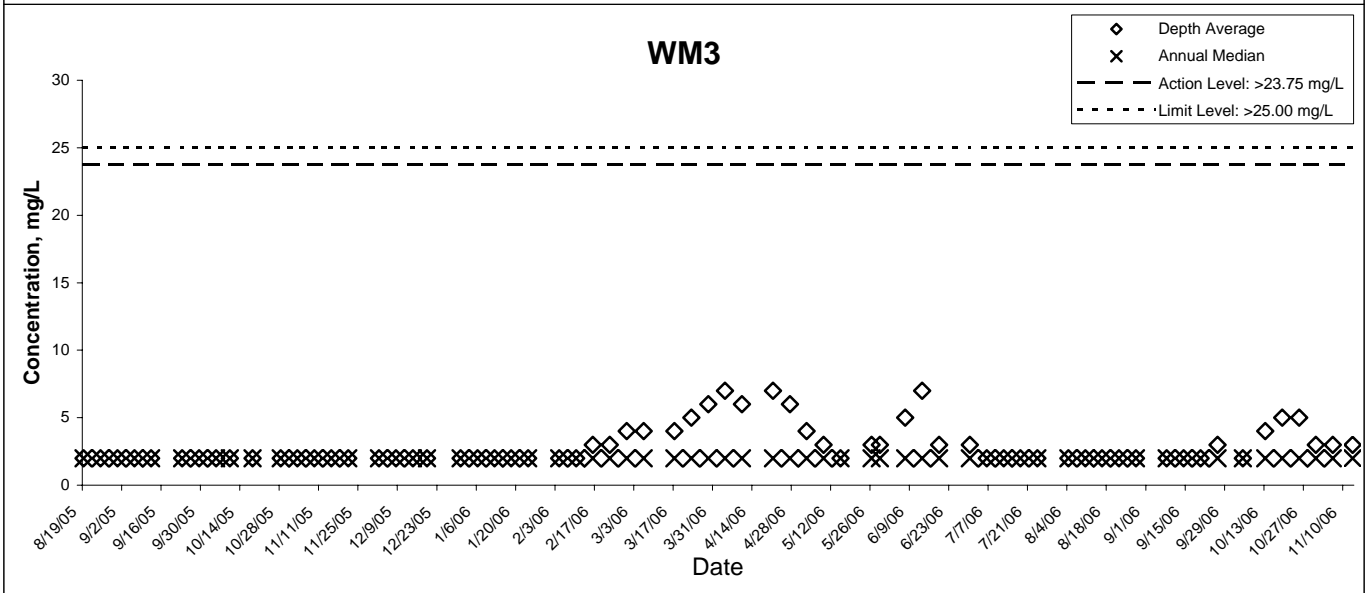
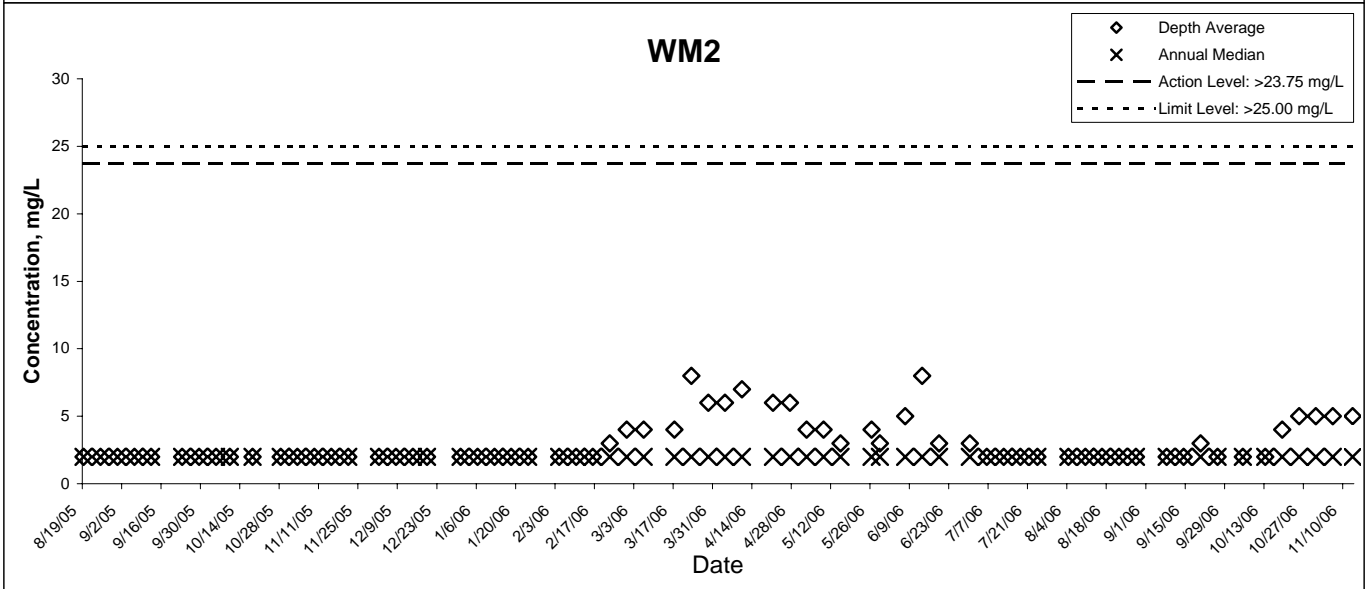
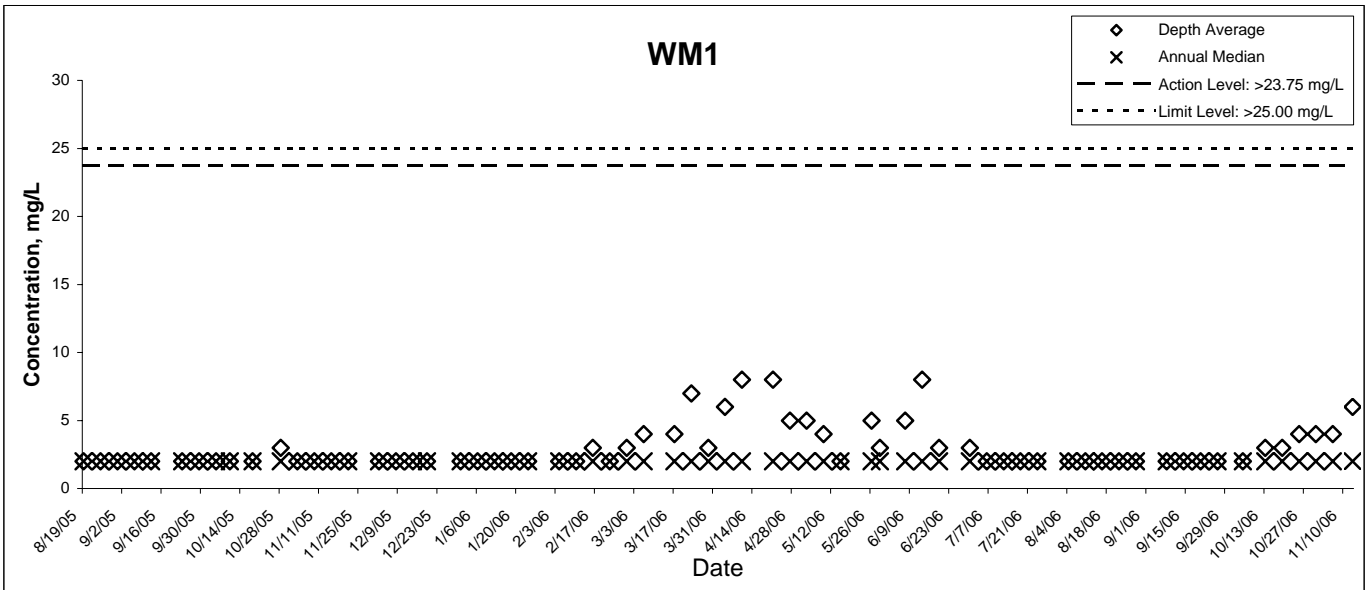
Salinity



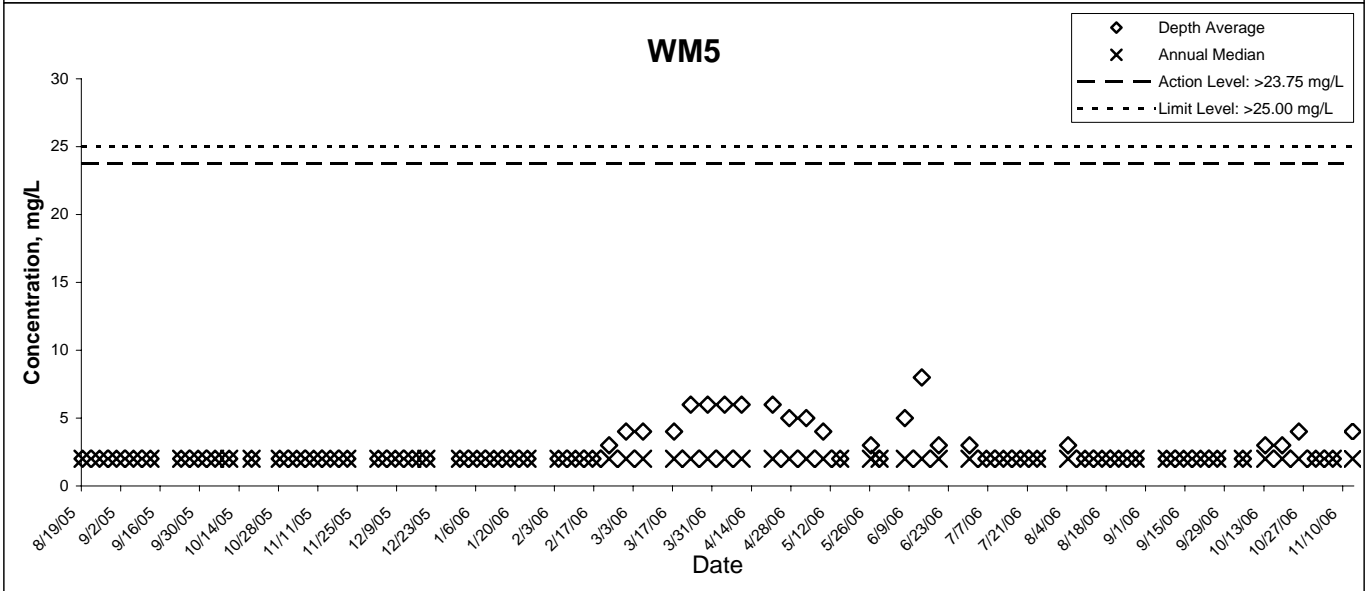
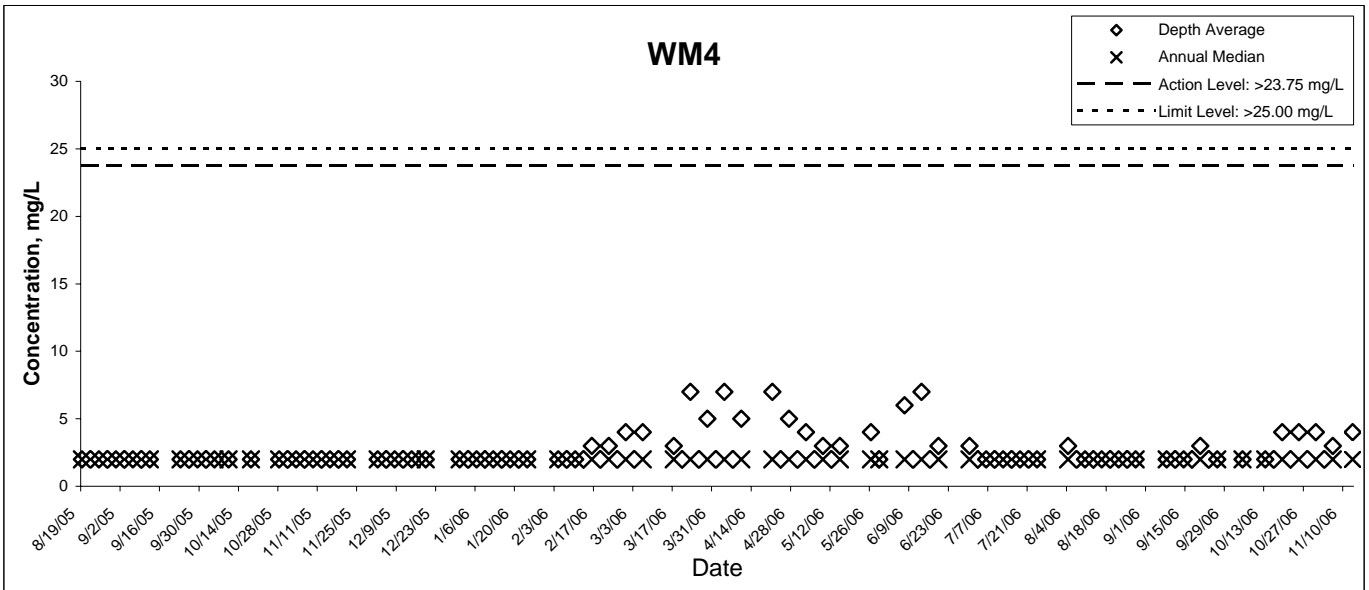
Salinity



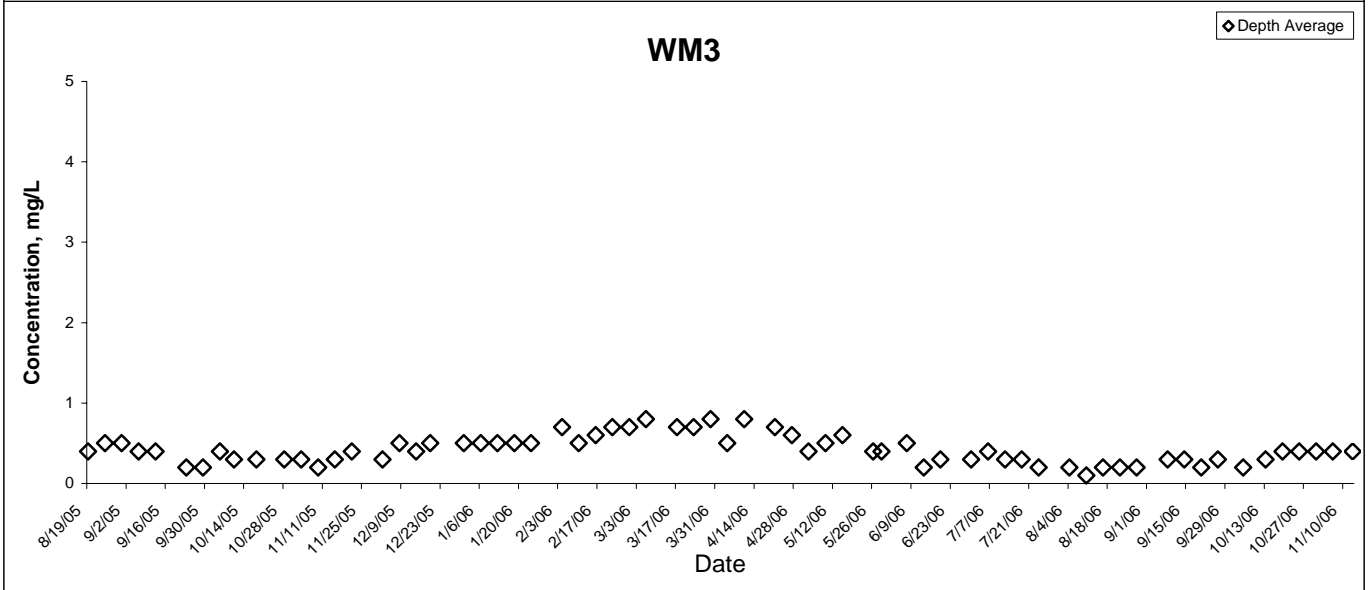
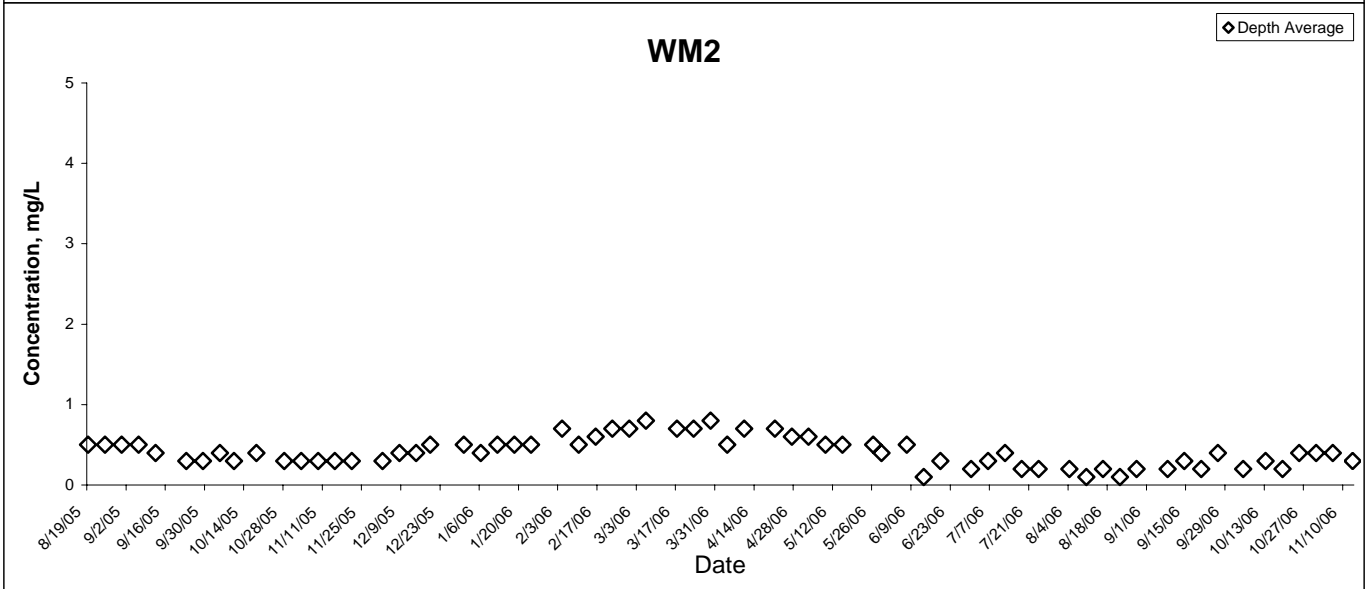
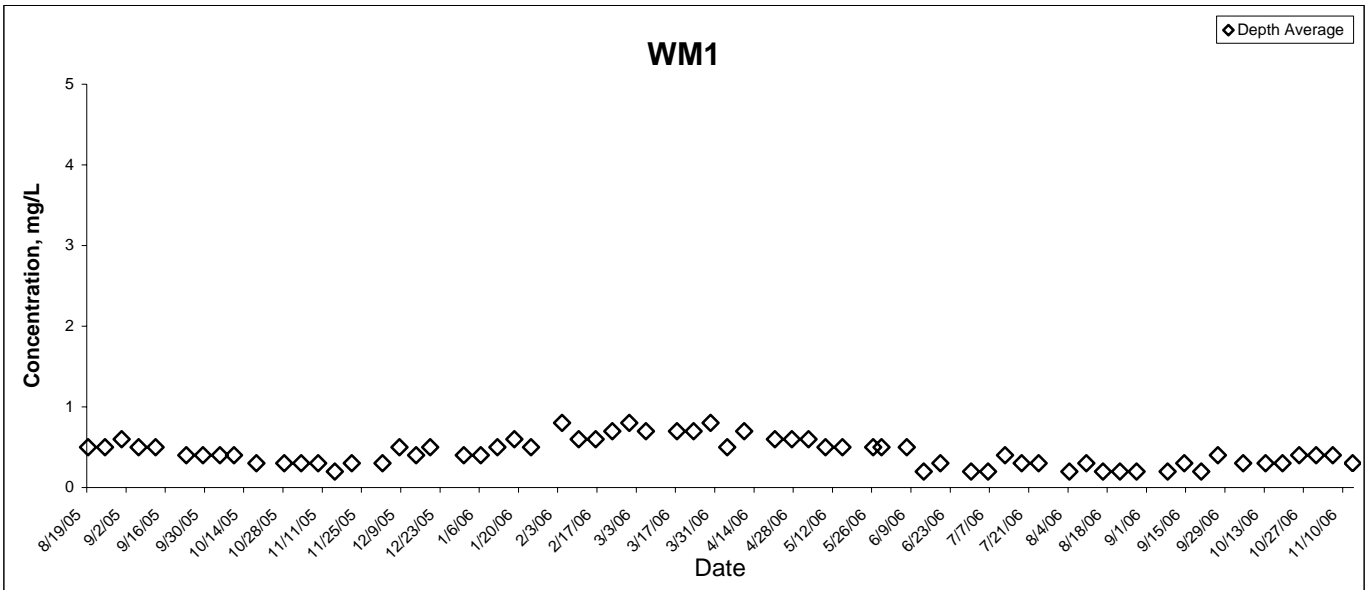
Suspended Solids



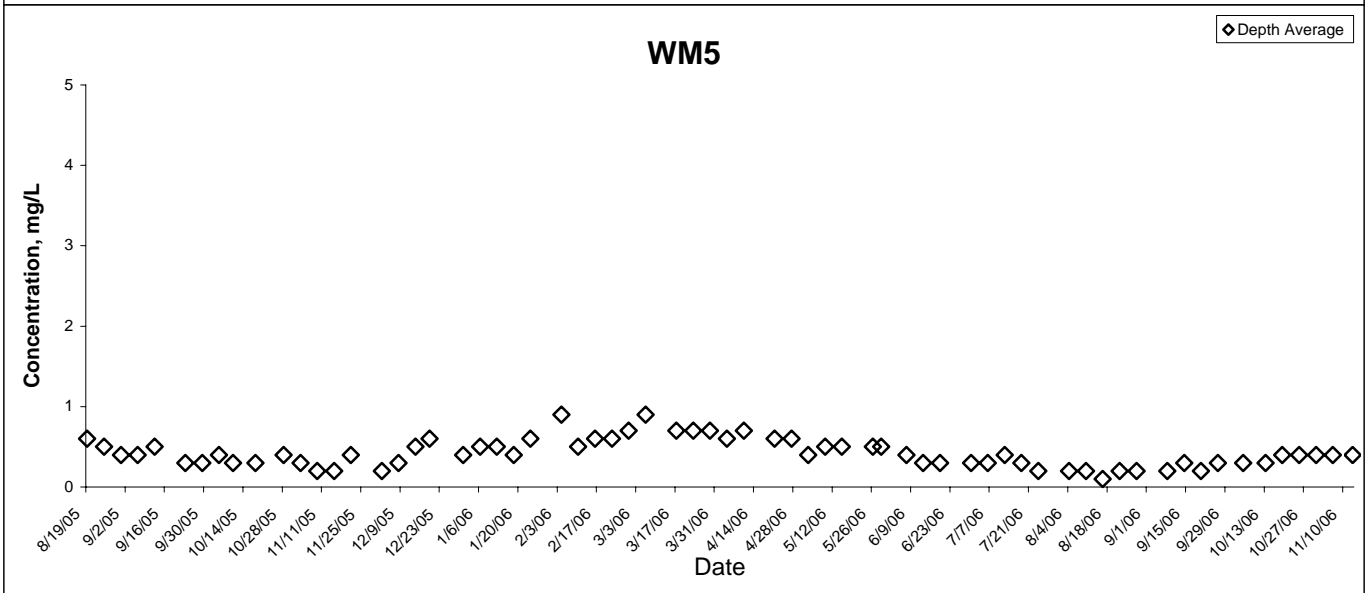
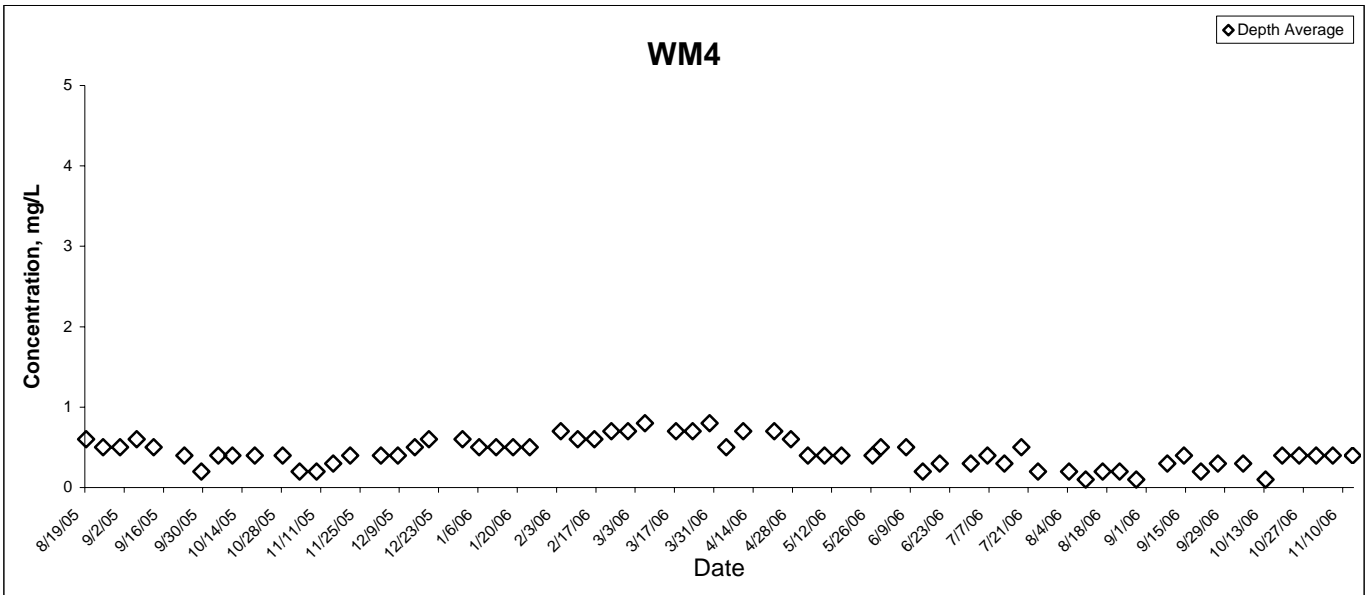
Suspended Solids



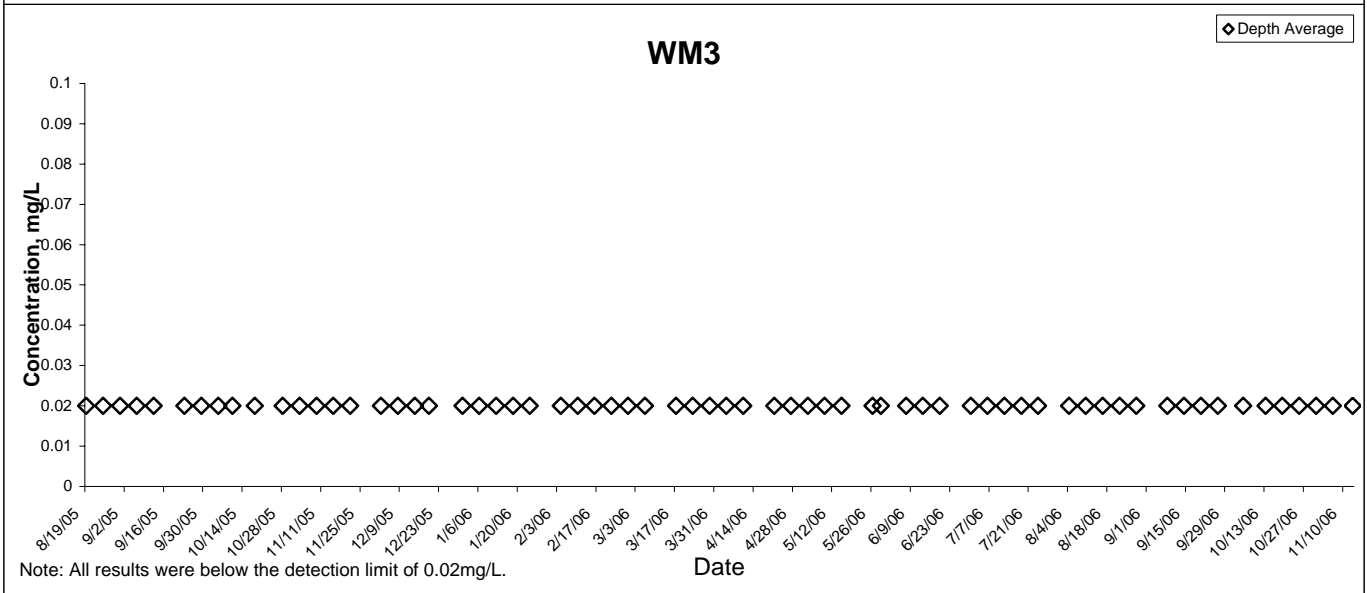
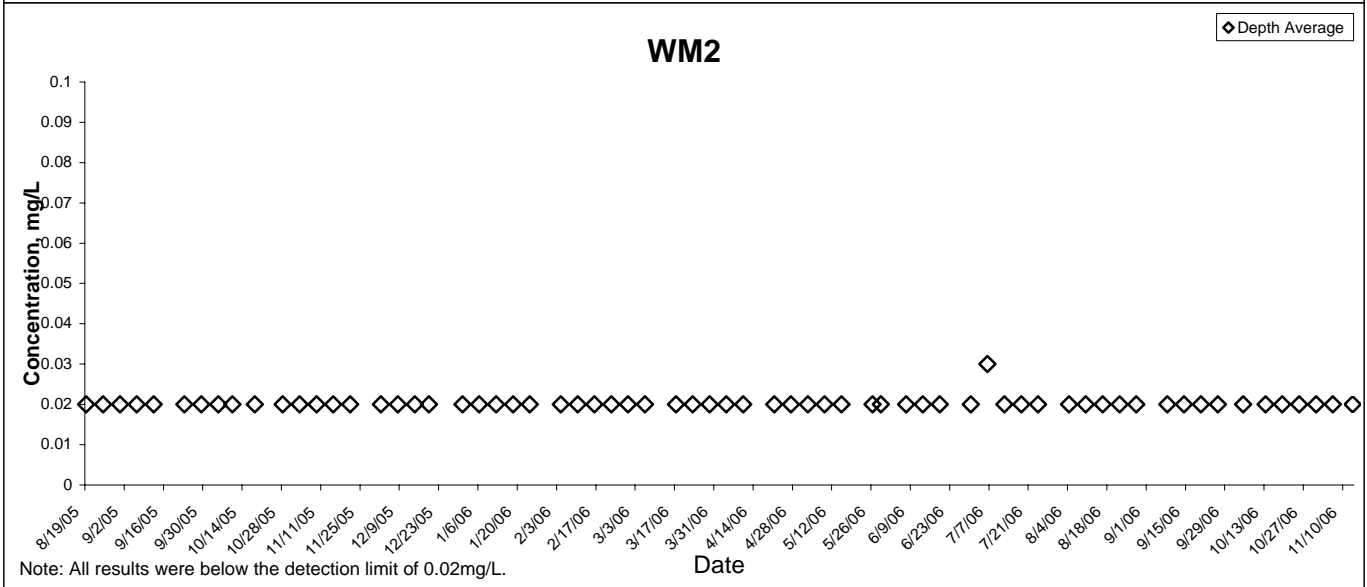
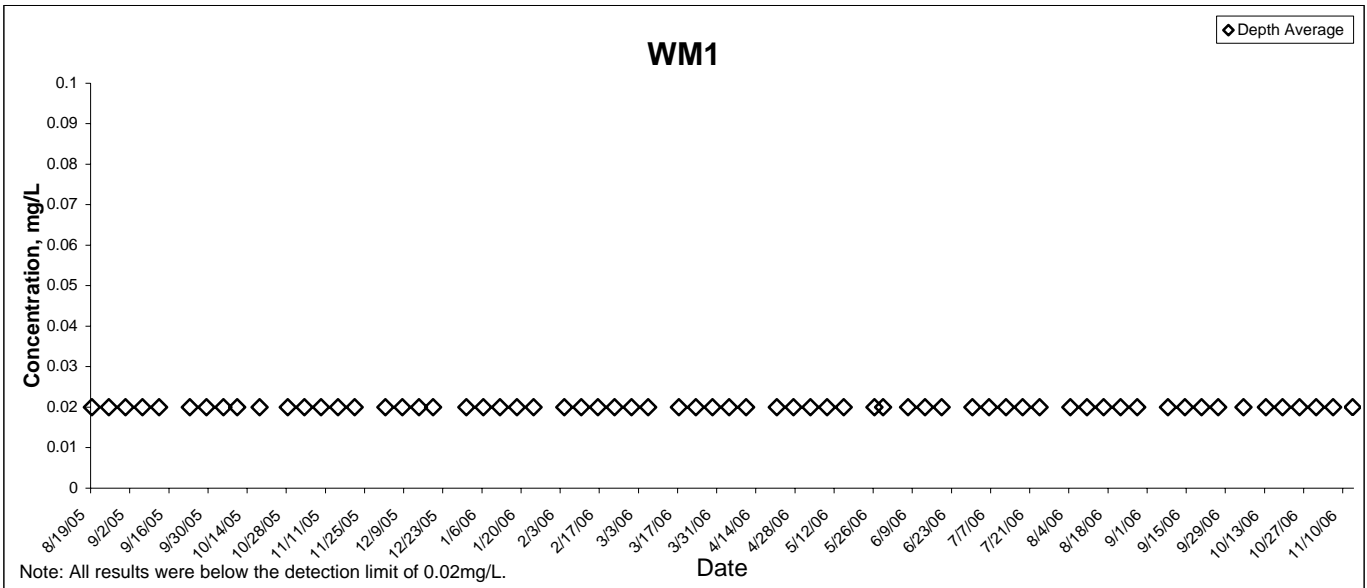
Total Nitrogen



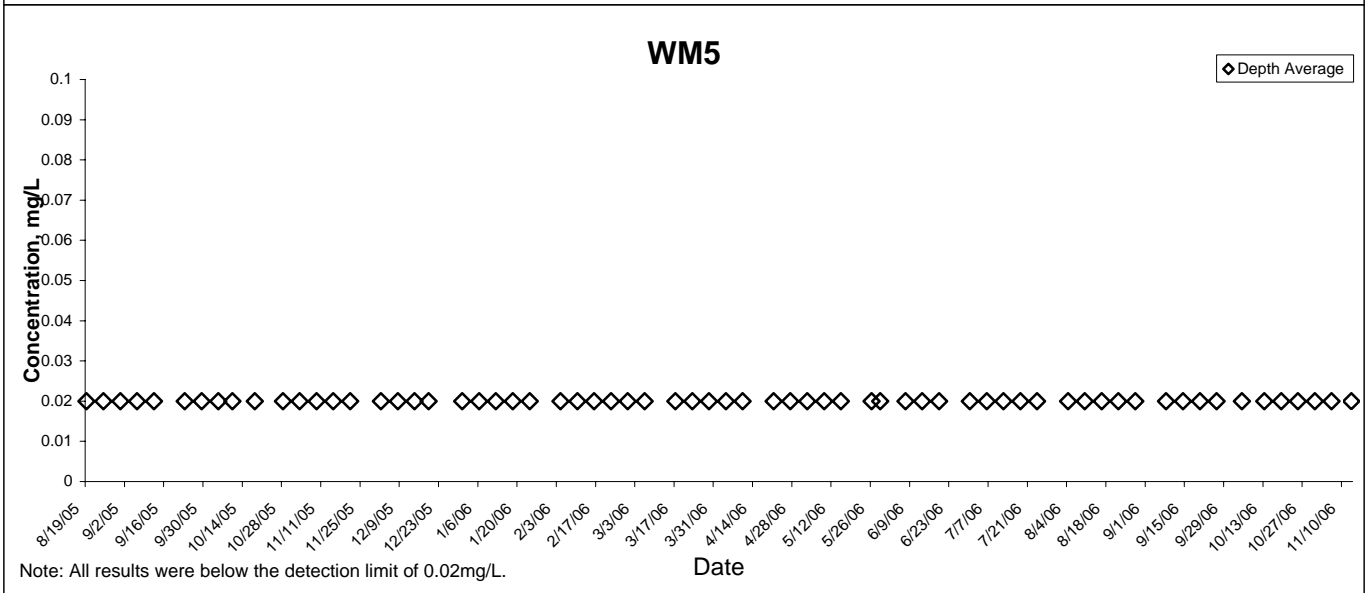
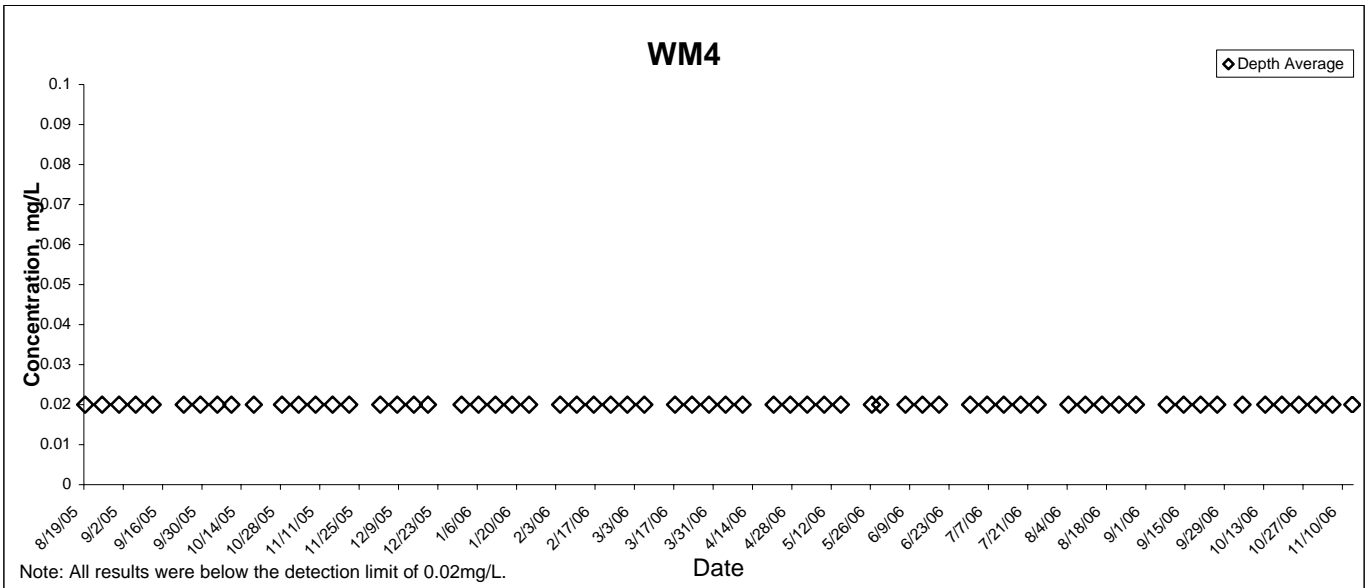
Total Nitrogen



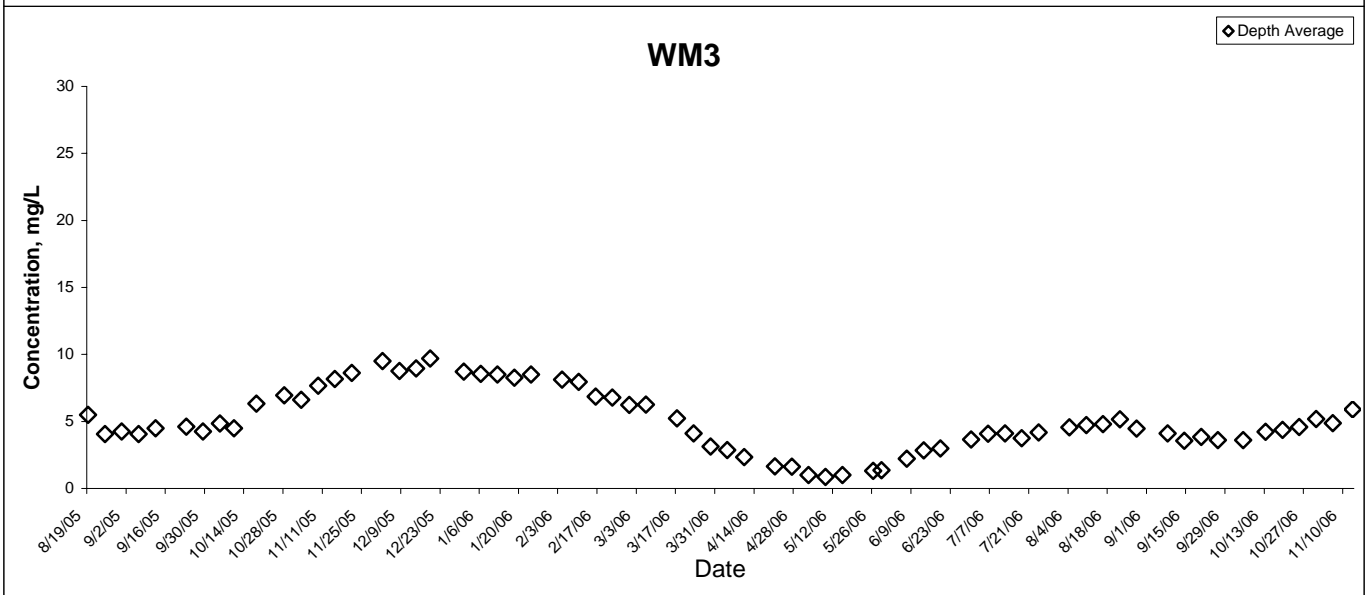
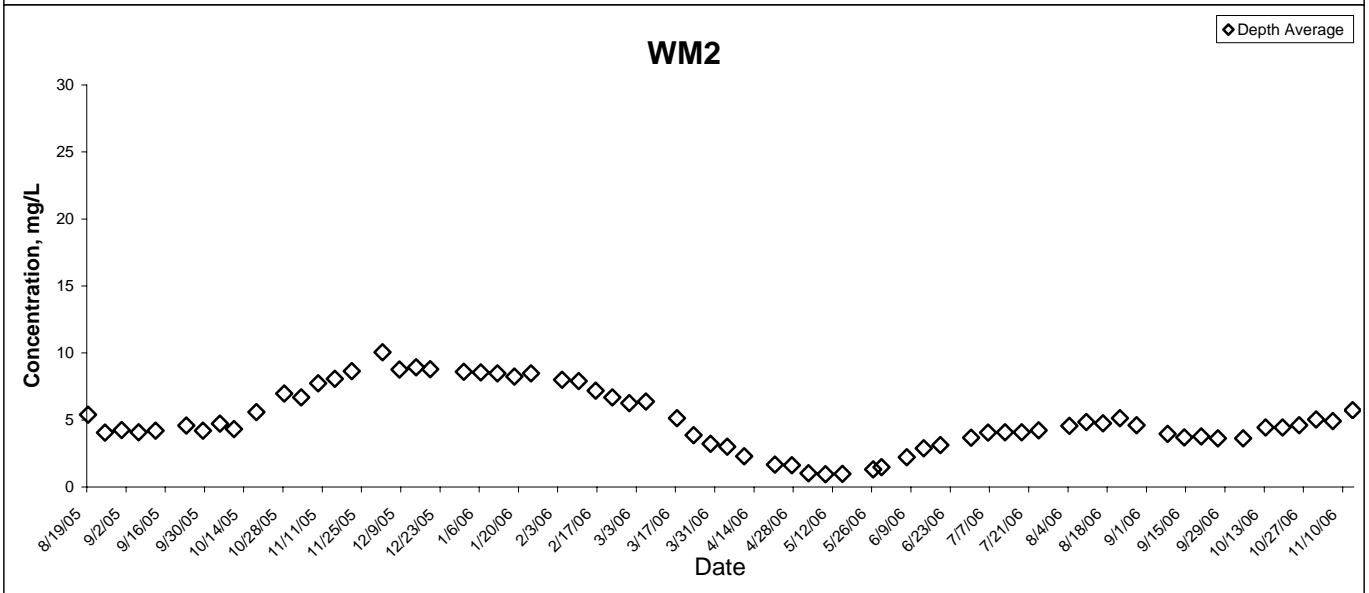
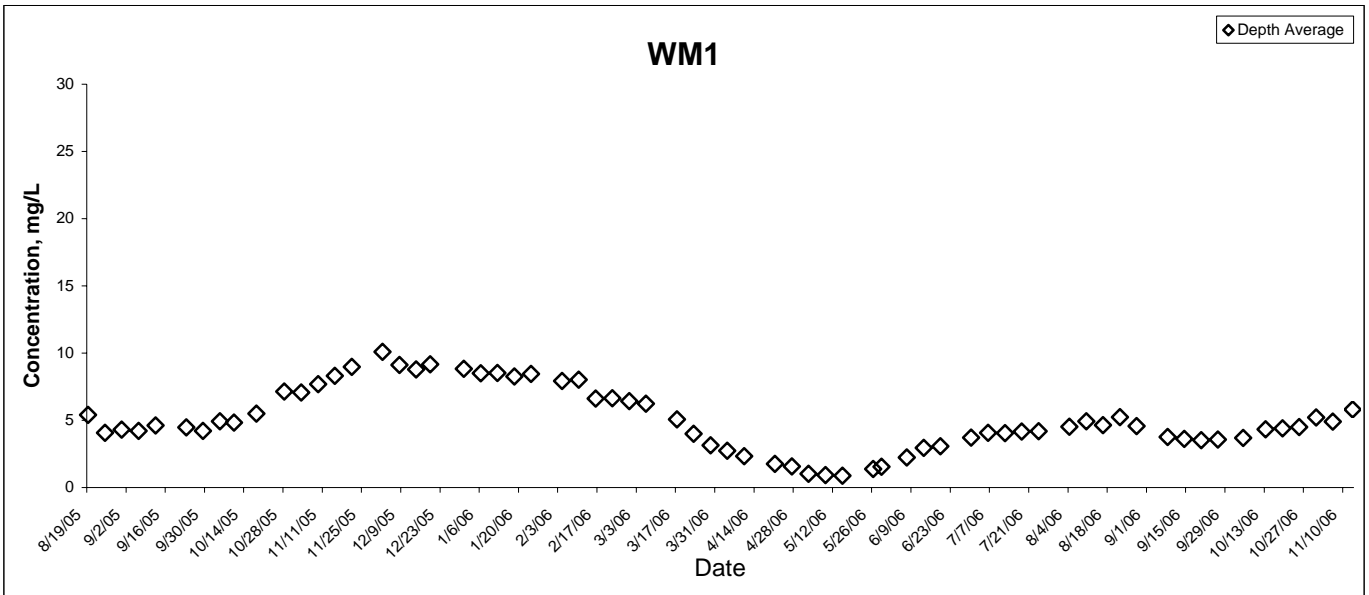
Total Phosphorous



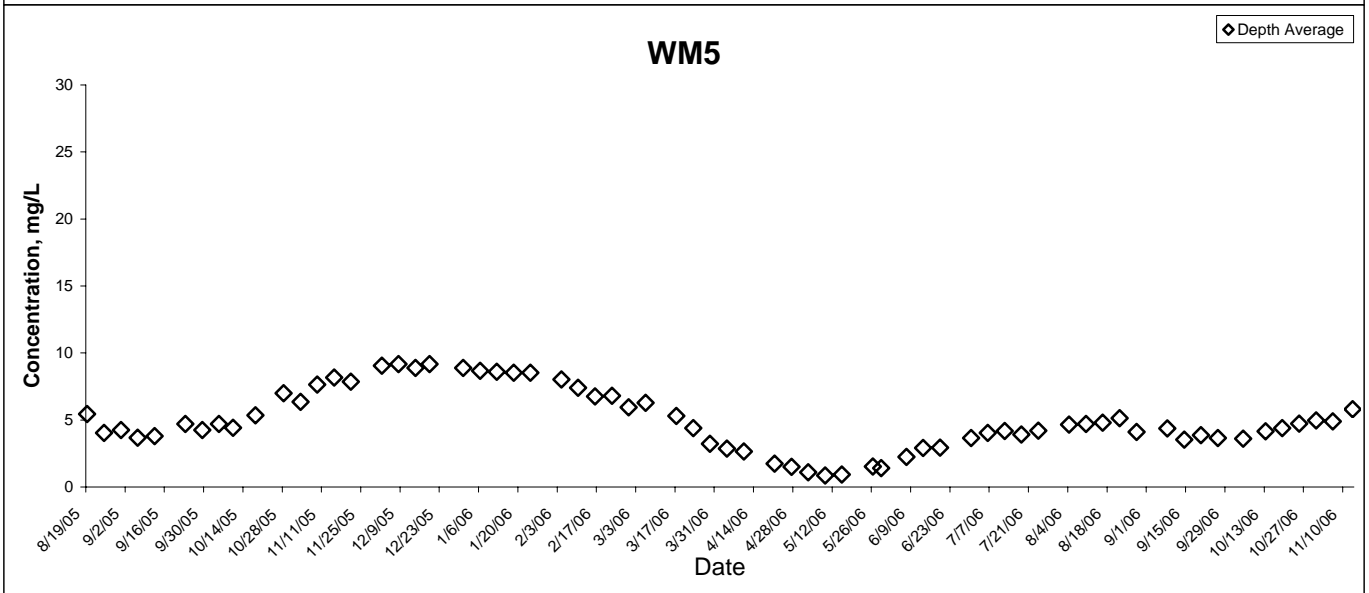
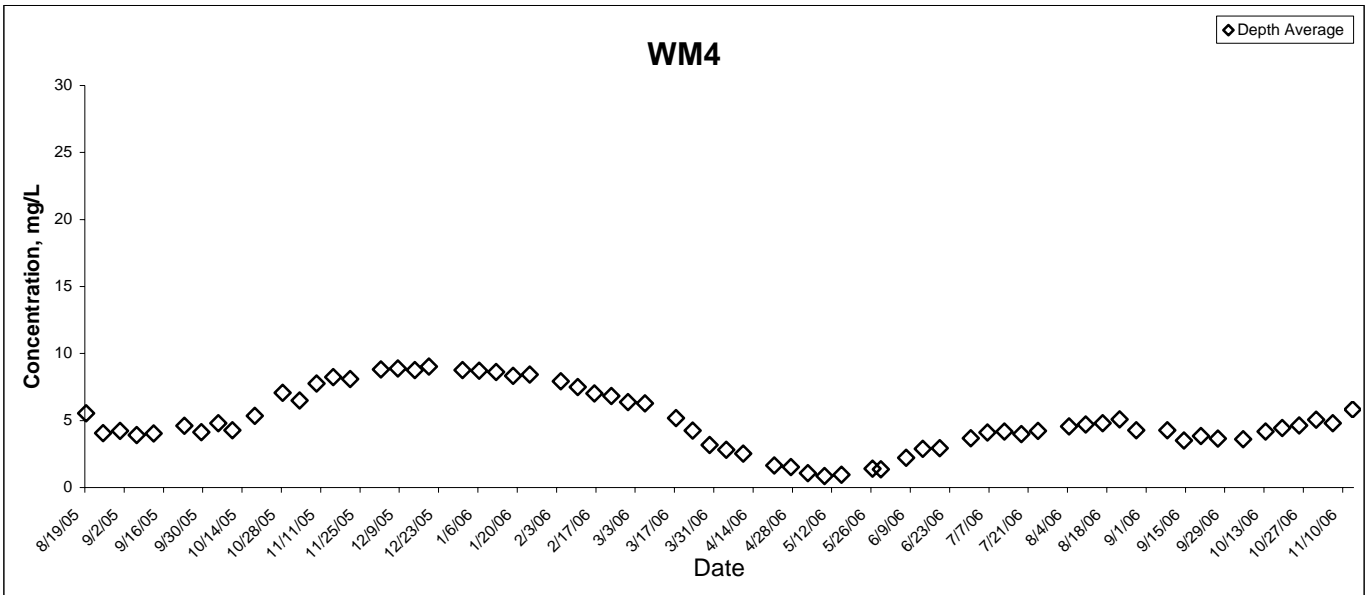
Total Phosphorous



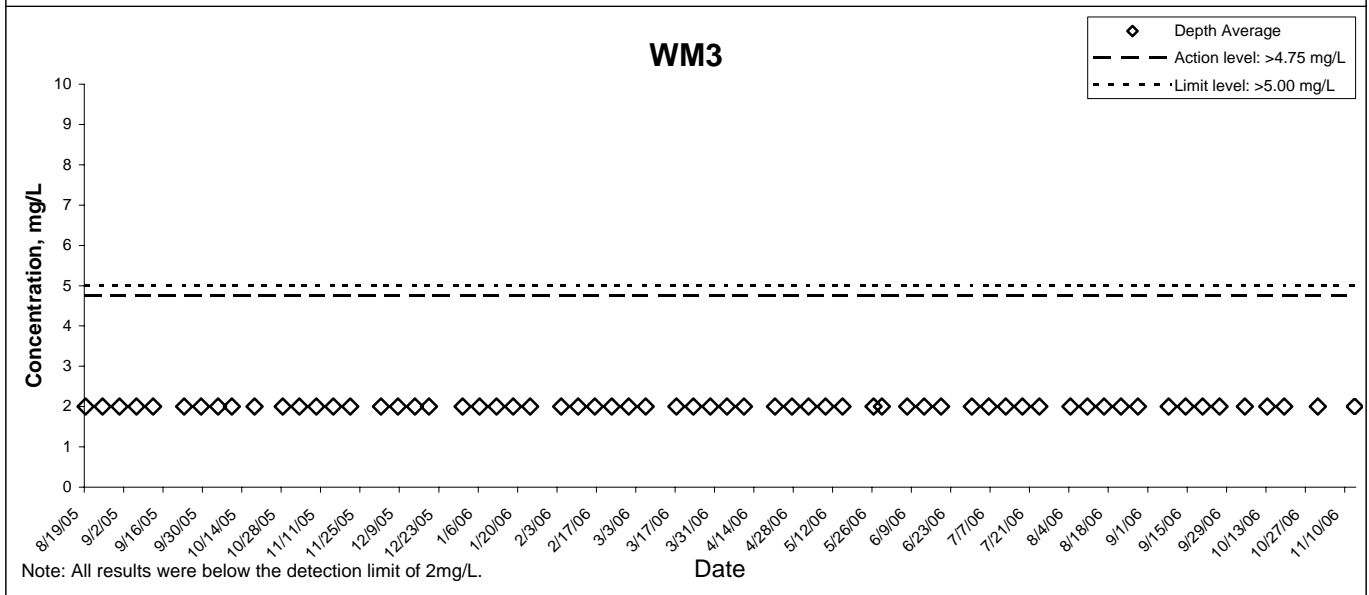
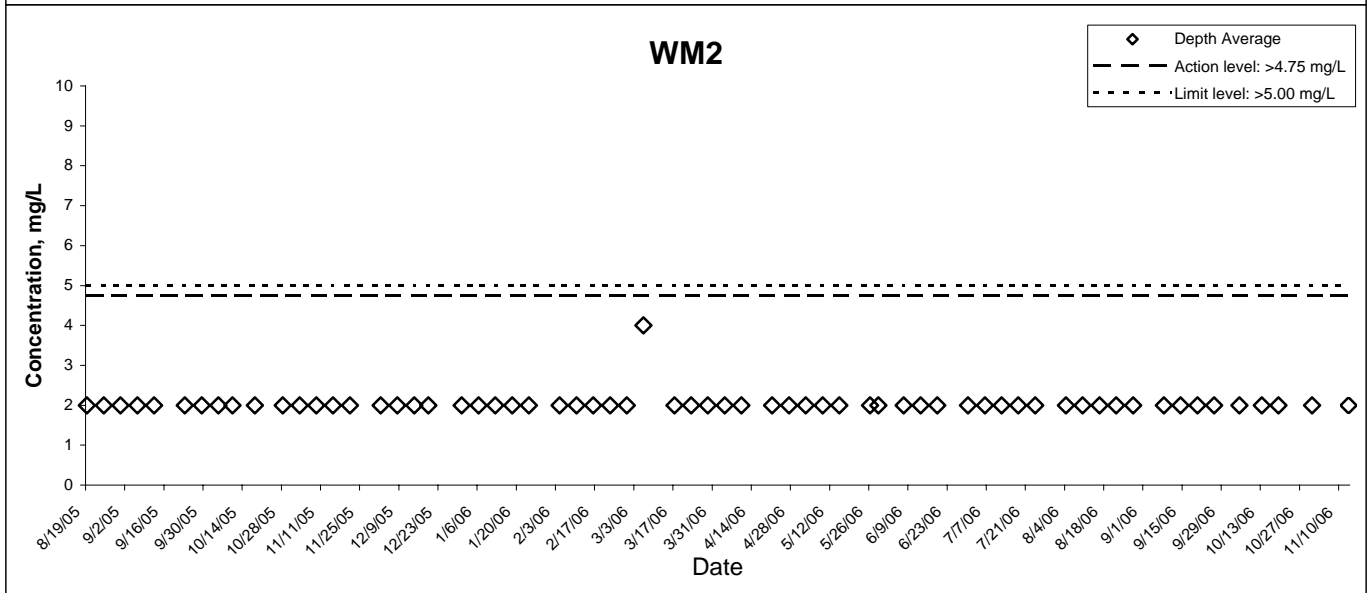
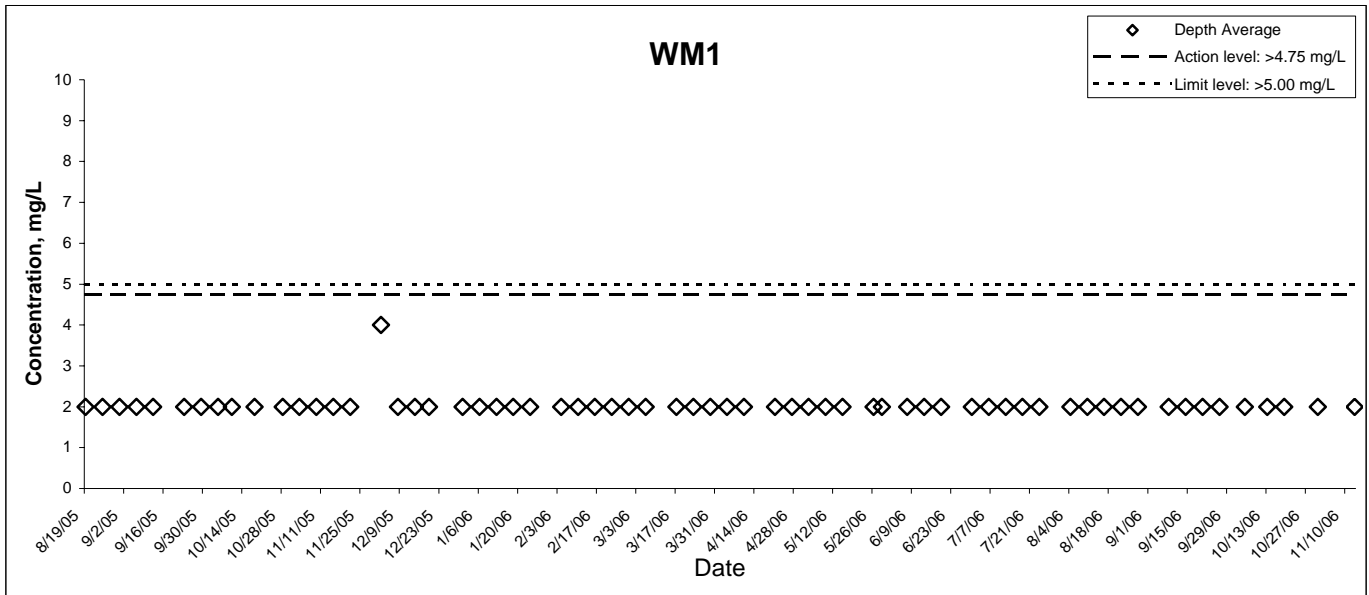
Silica



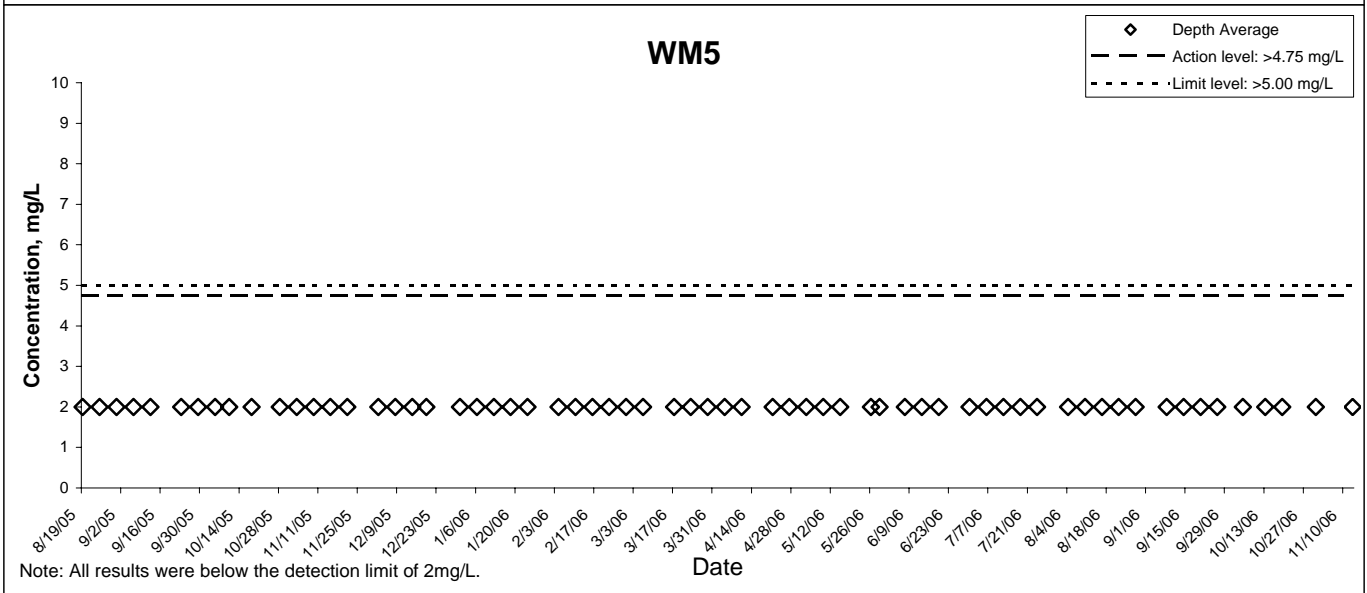
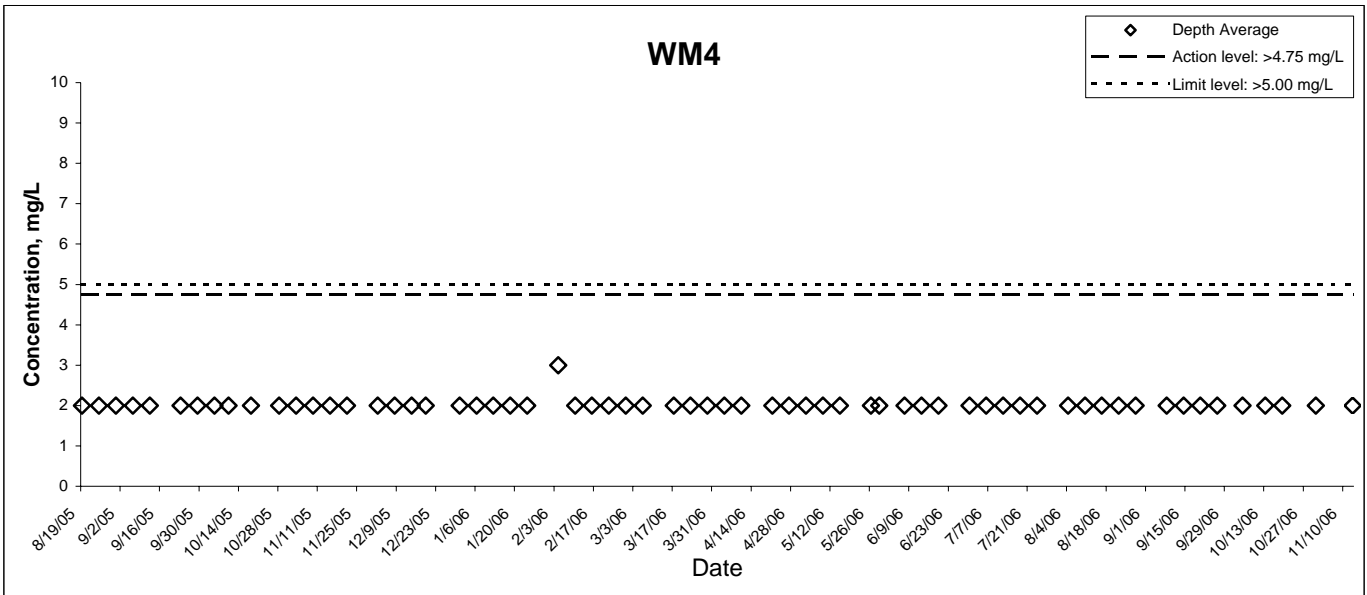
Silica



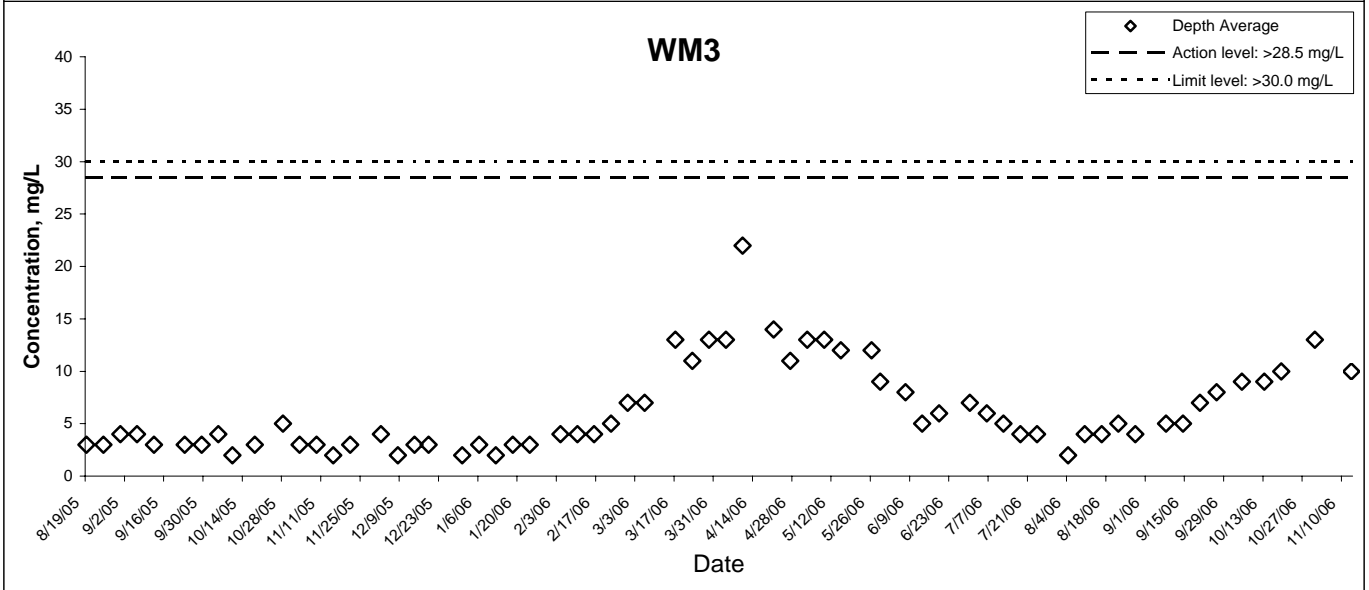
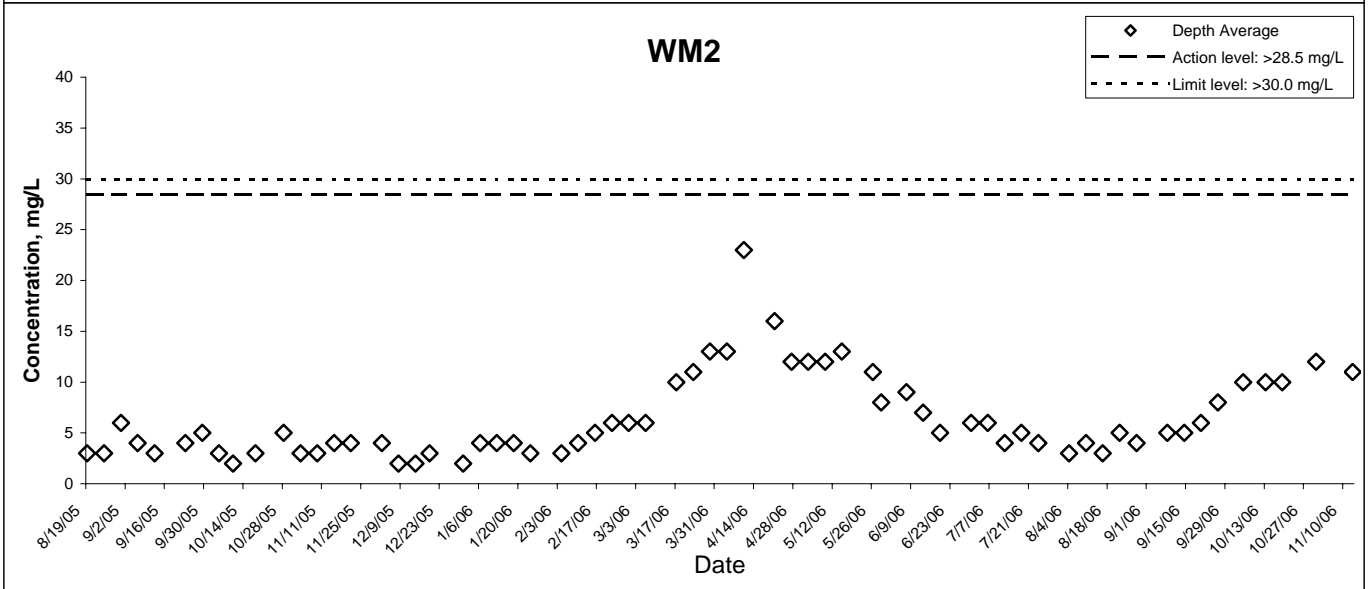
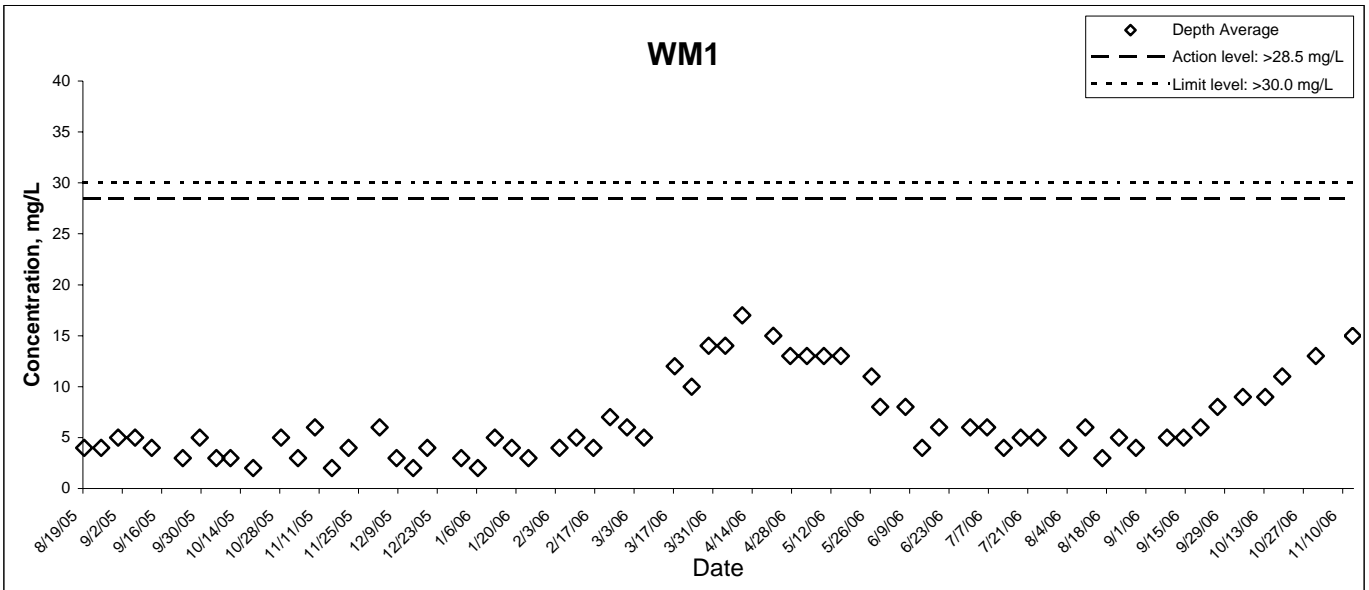
5-day BOD



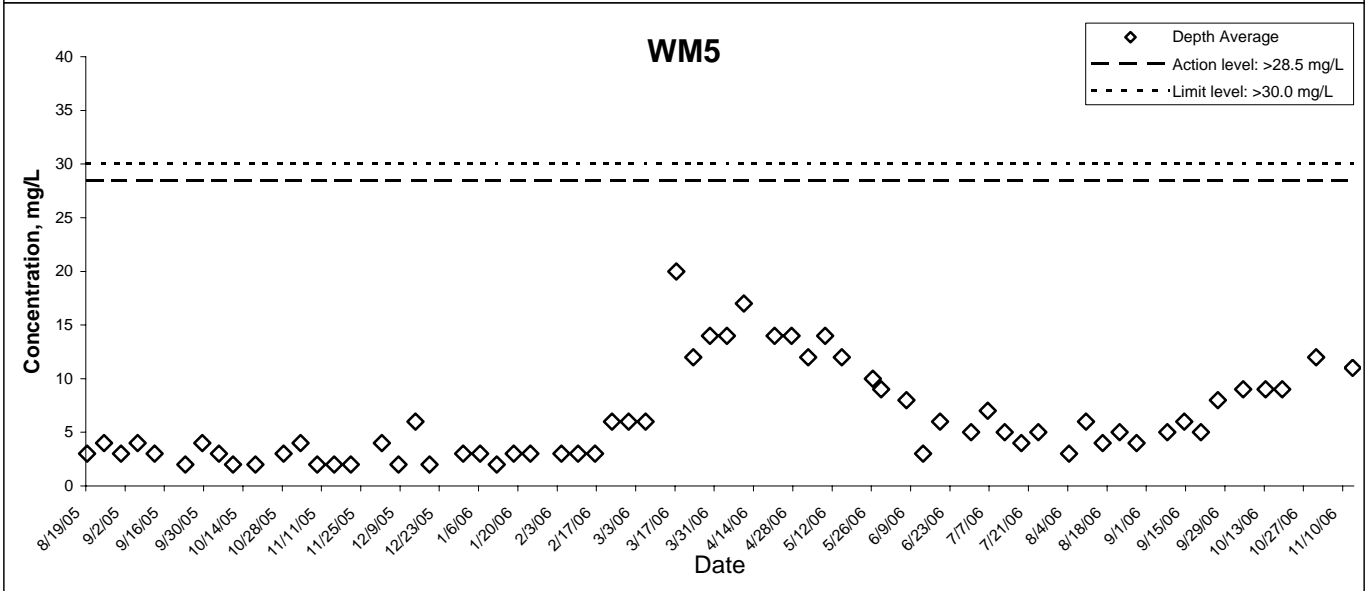
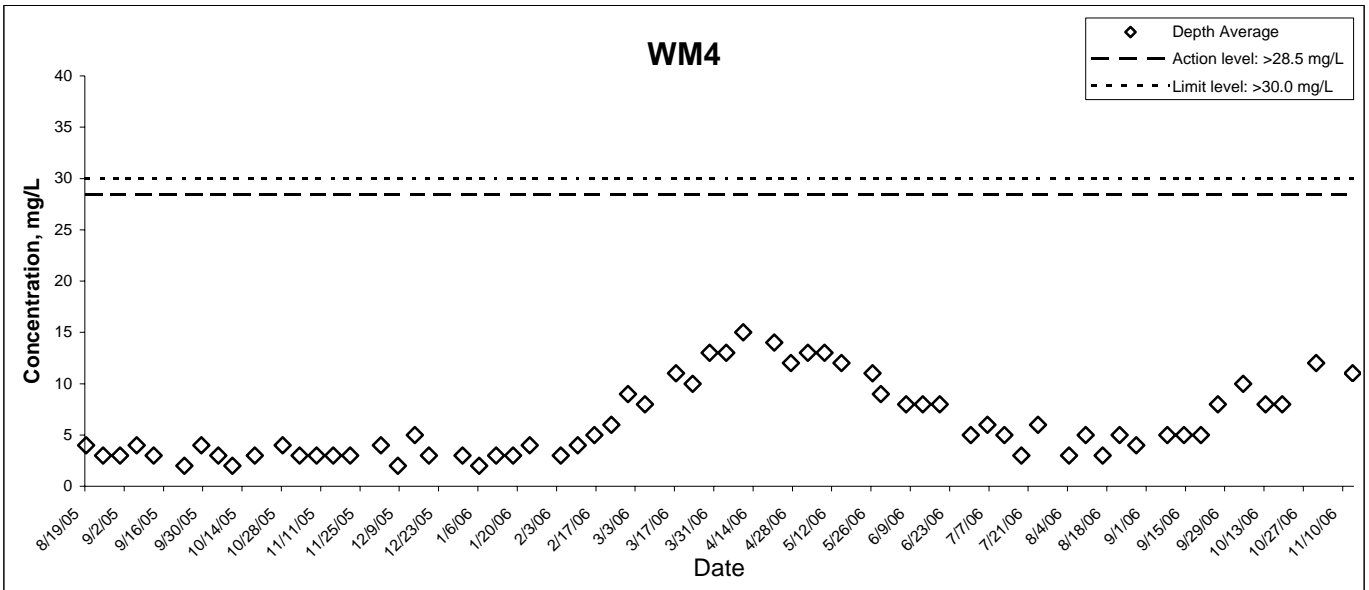
5-day BOD



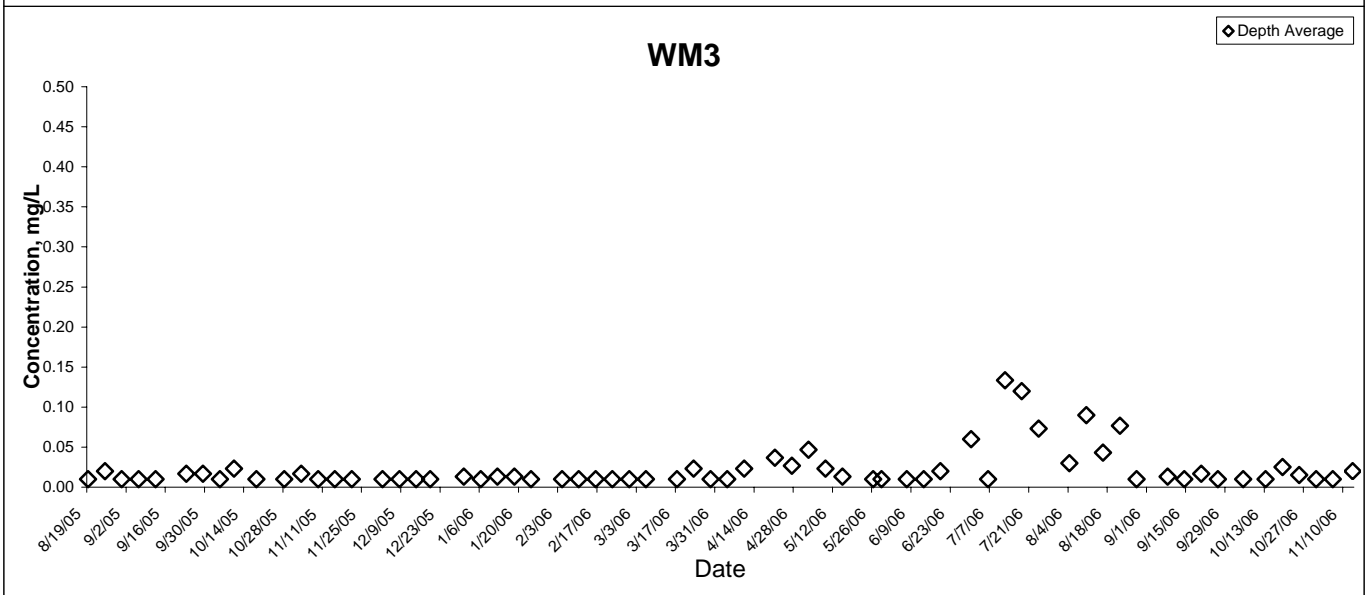
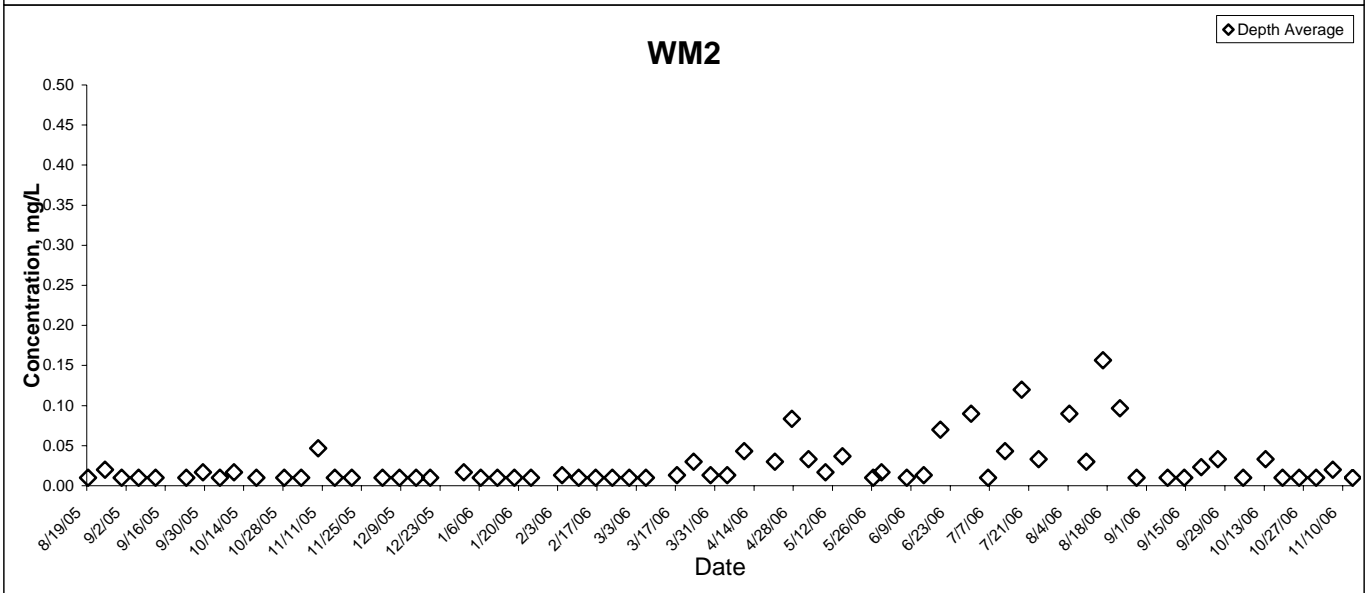
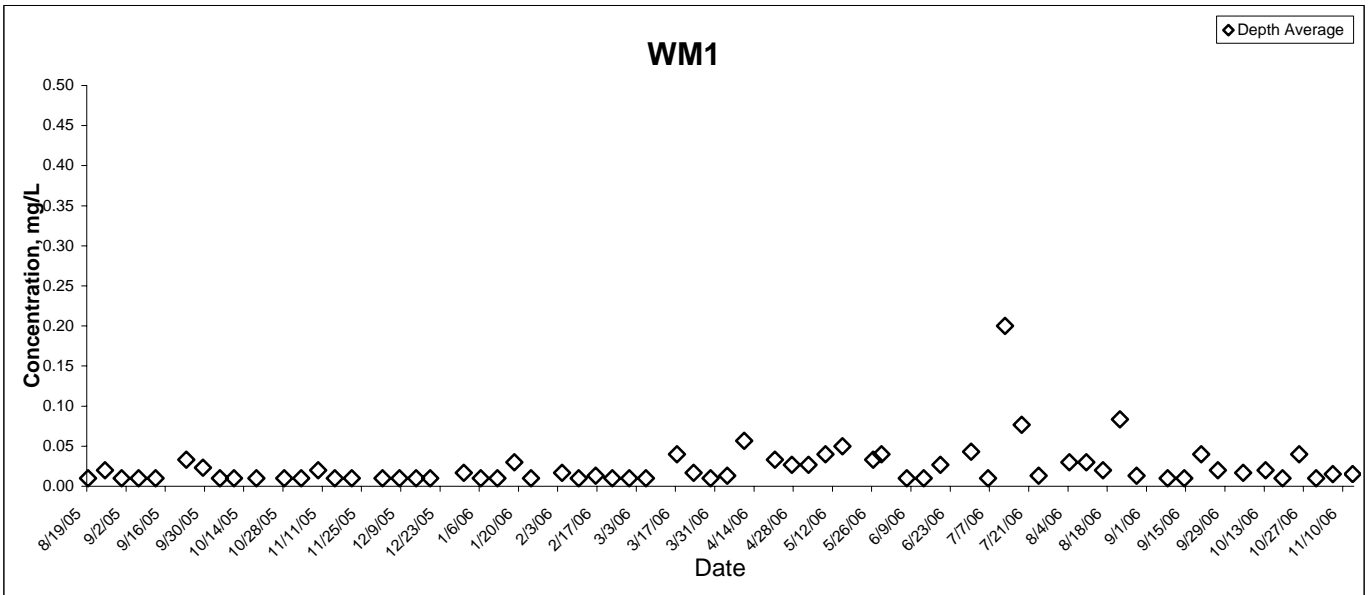
Chemical Oxygen Demand



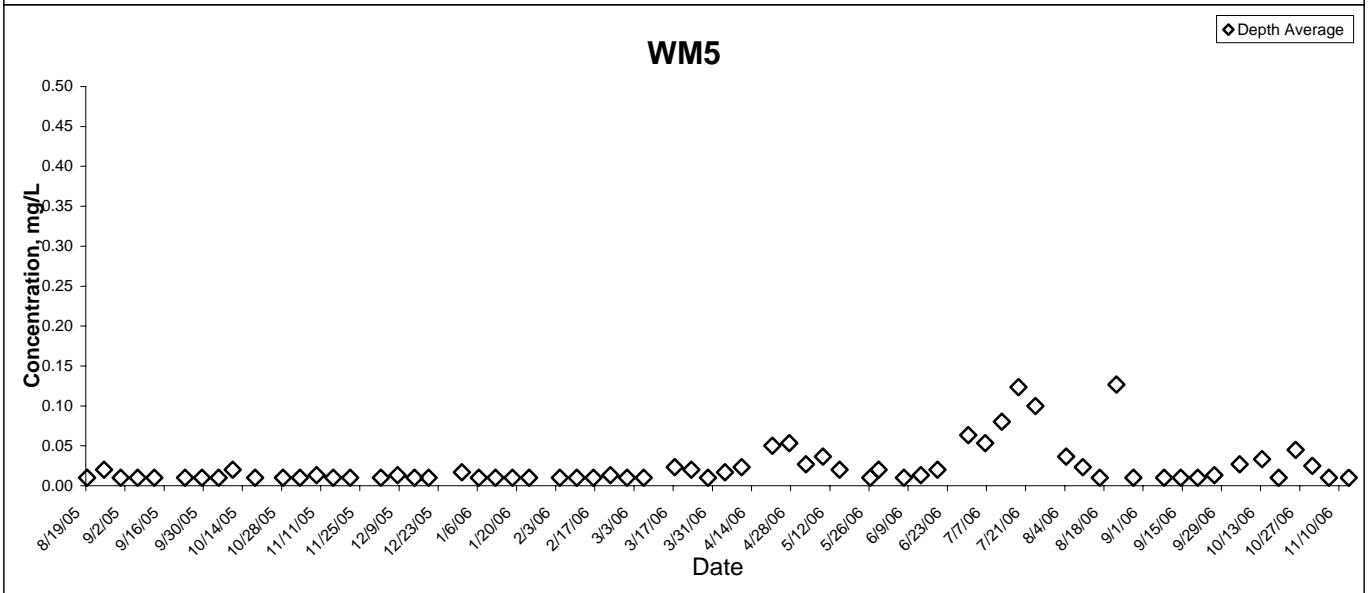
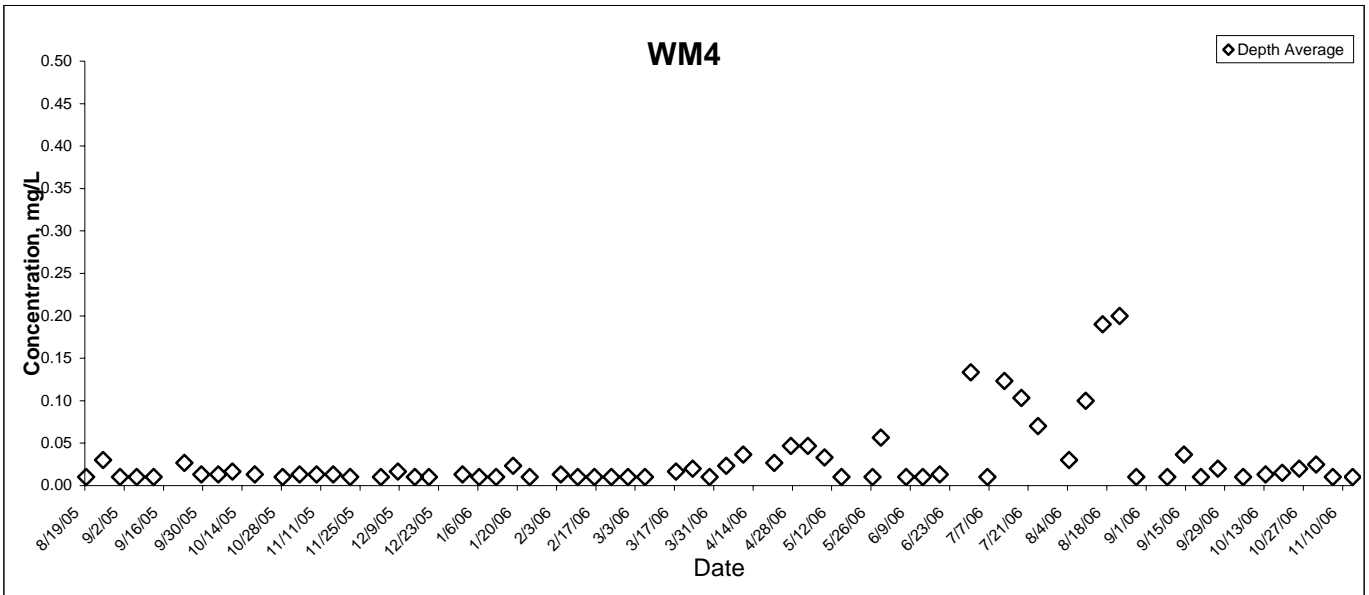
Chemical Oxygen Demand



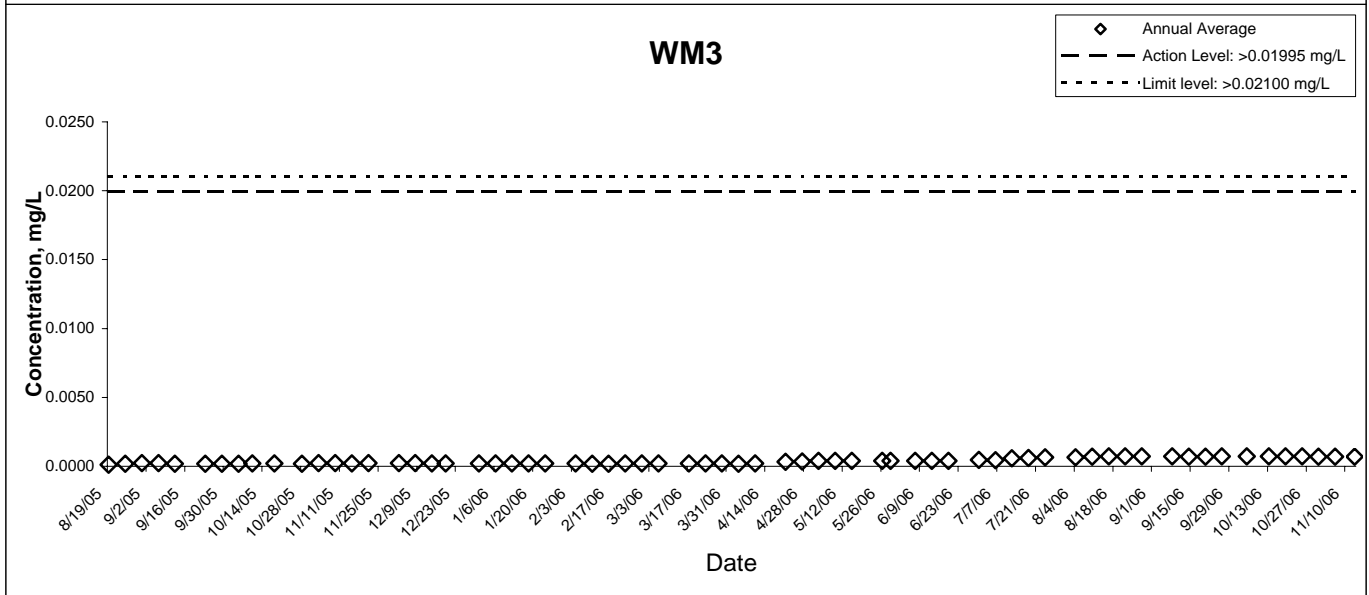
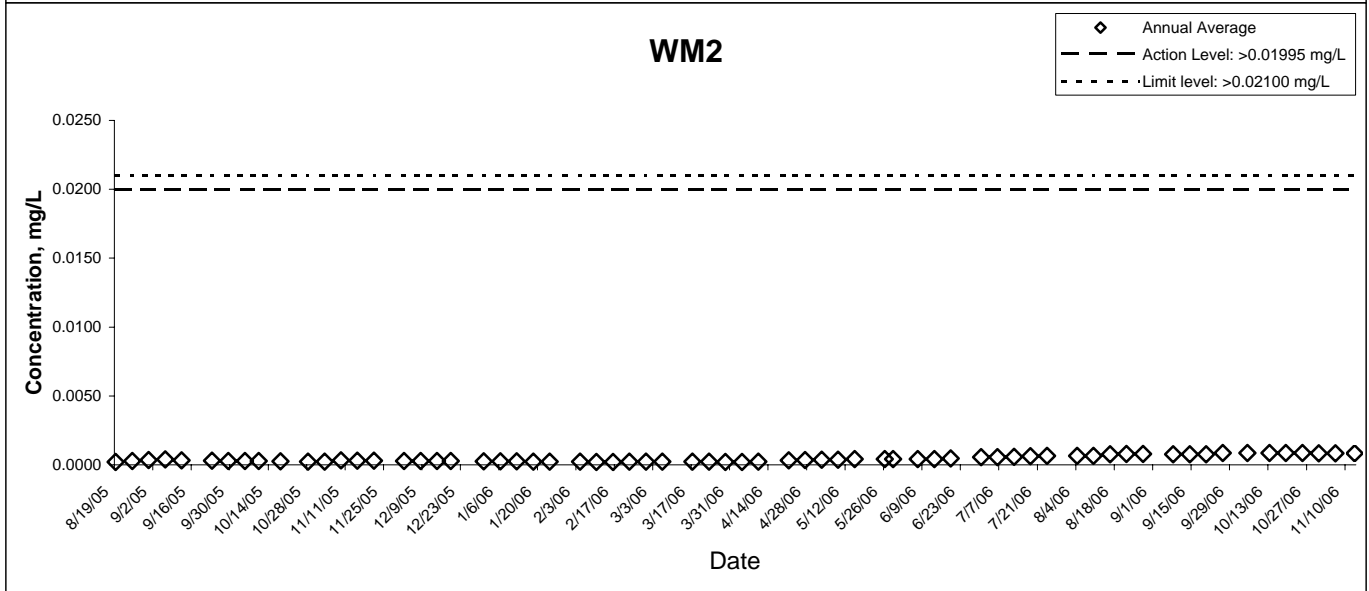
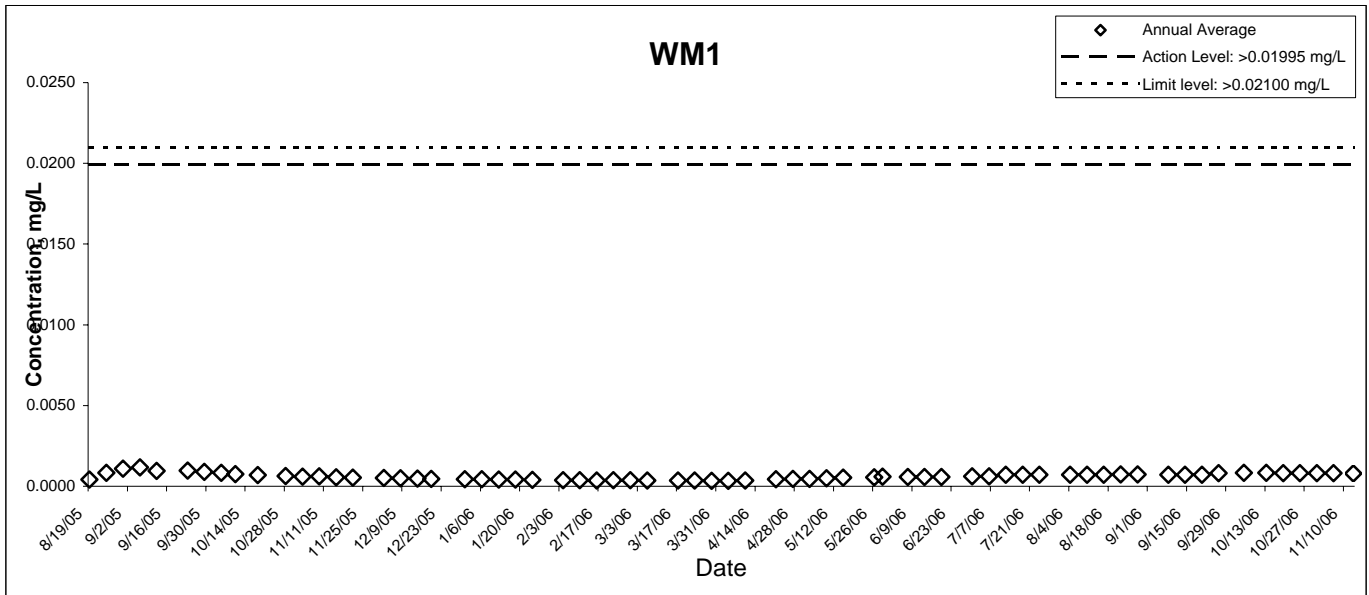
Ammonia Nitrogen



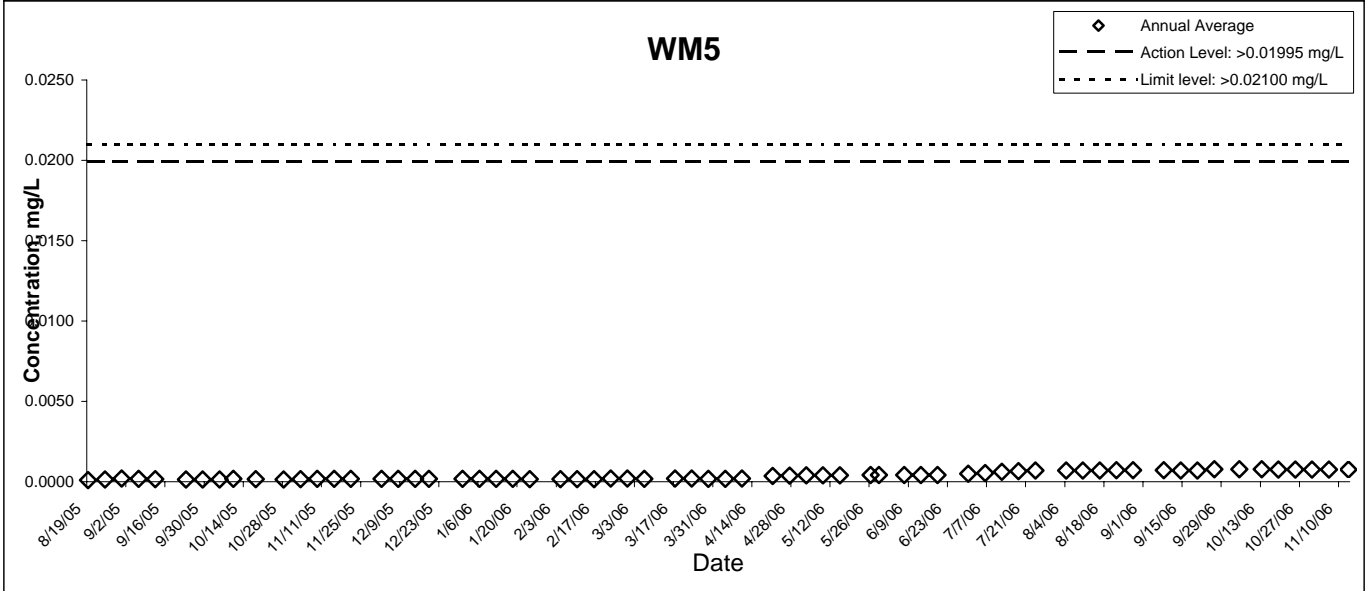
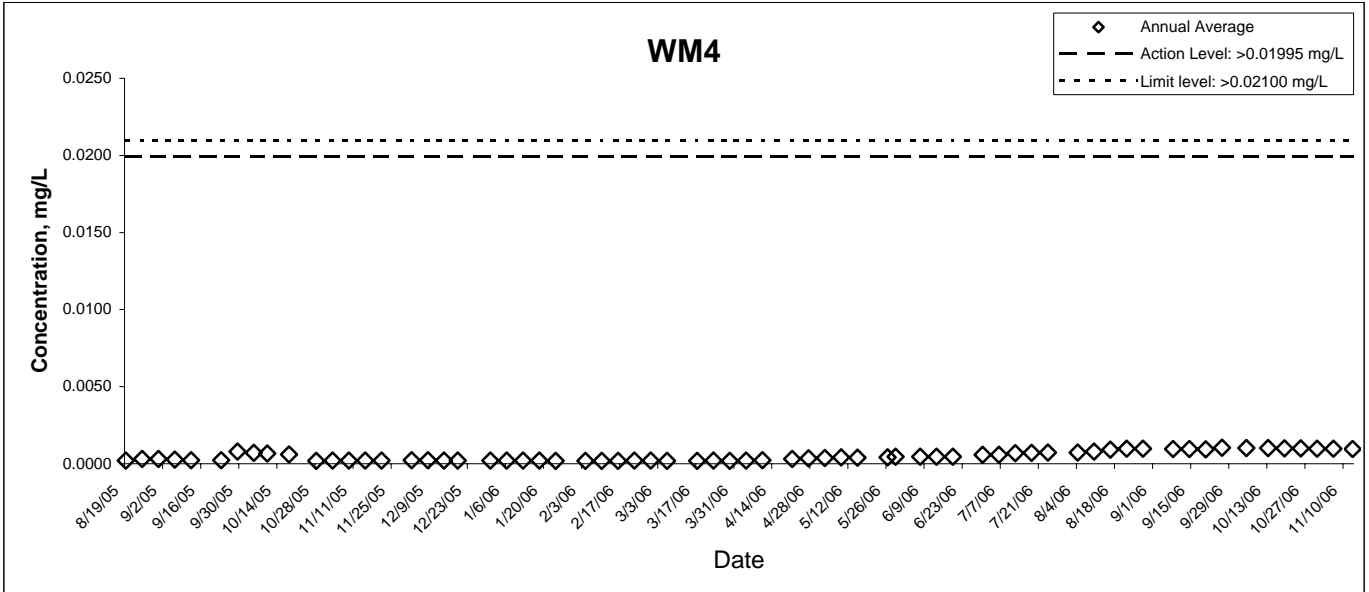
Ammonia Nitrogen



Unionised Nitrogen (Annual Average)



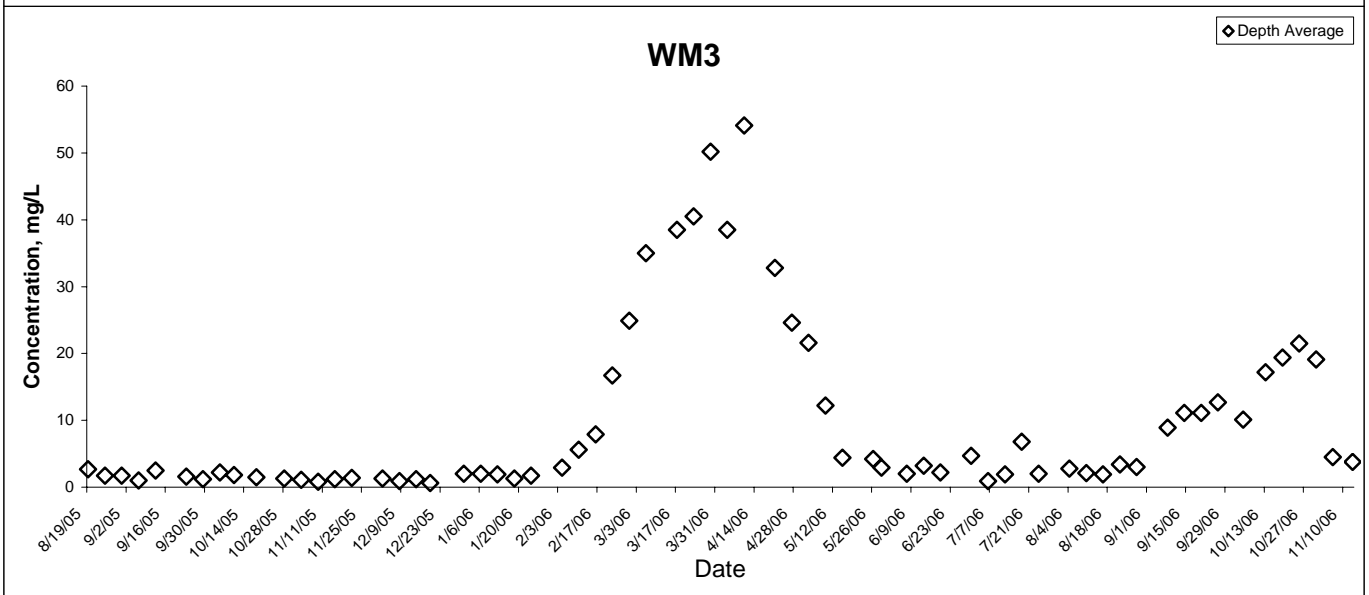
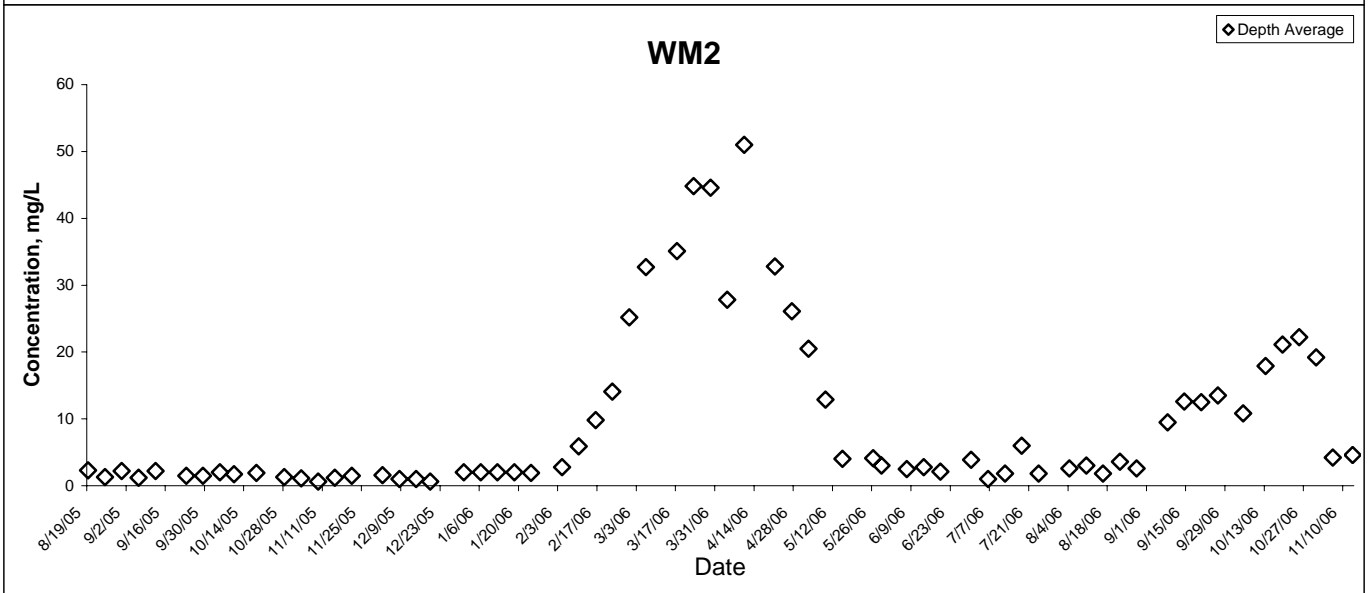
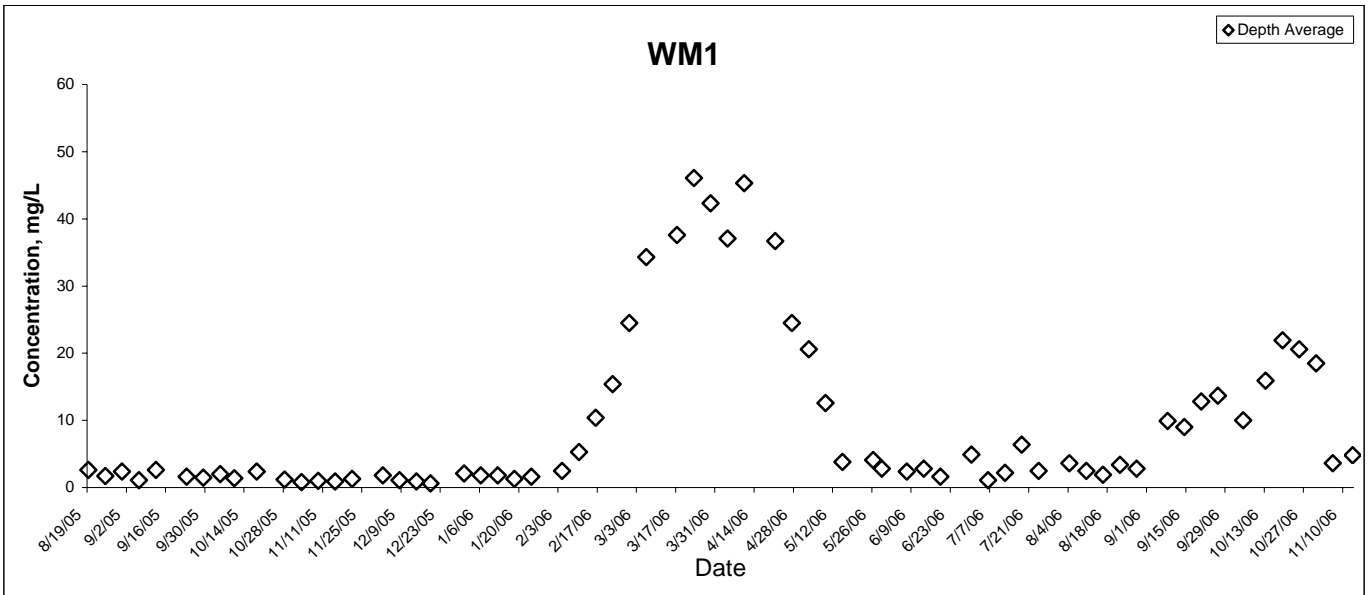
Unionised Nitrogen (Annual Average)



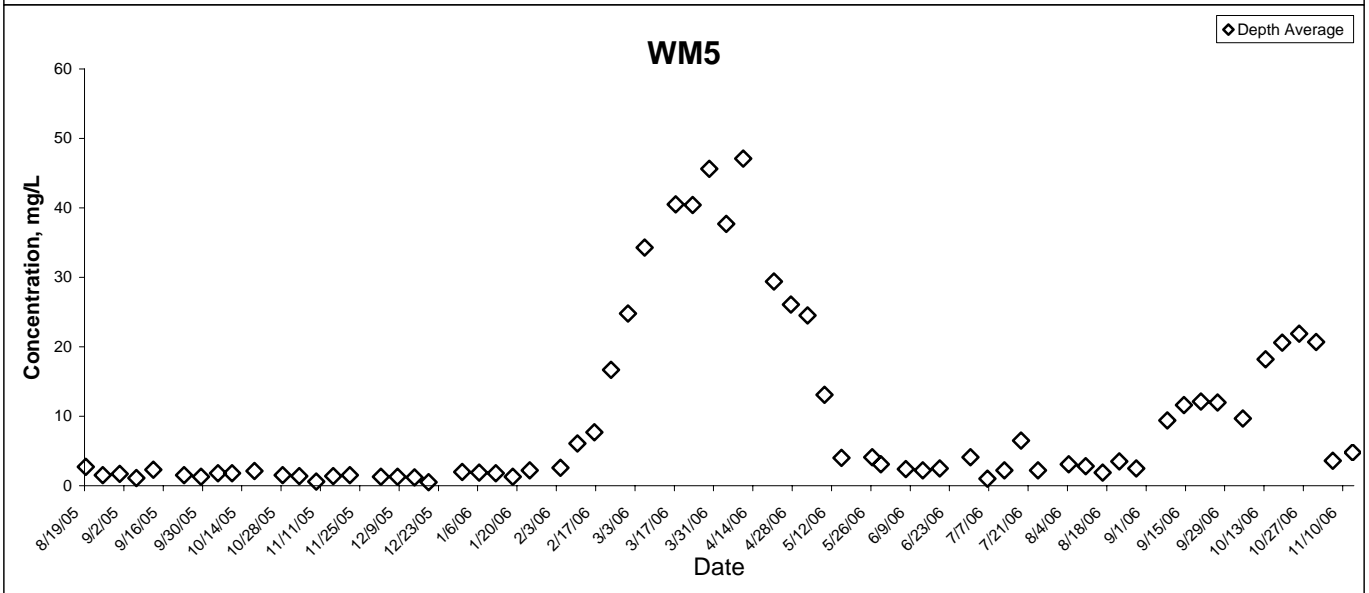
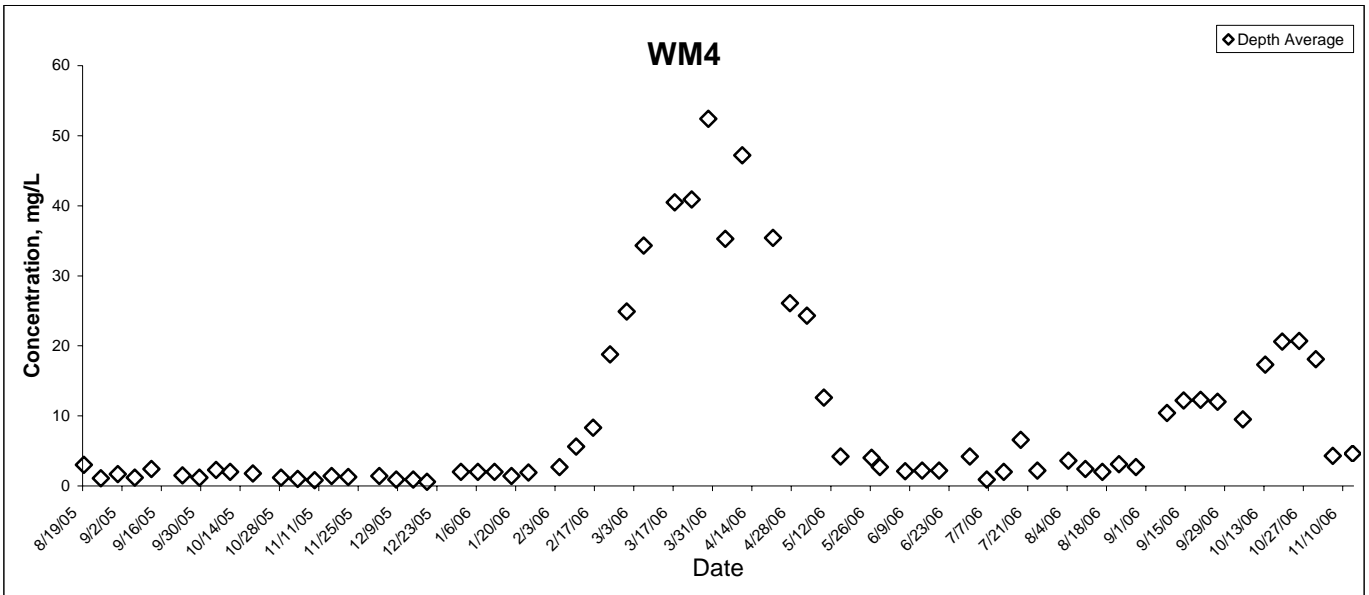
EP-01/097/2001/C

SCALE	N.T.S.	DATE	Nov 06
CHECK	EWNY	DRAWN	LLMC
JOB NO.	S07105	APPENDIX	Rev
		E	-

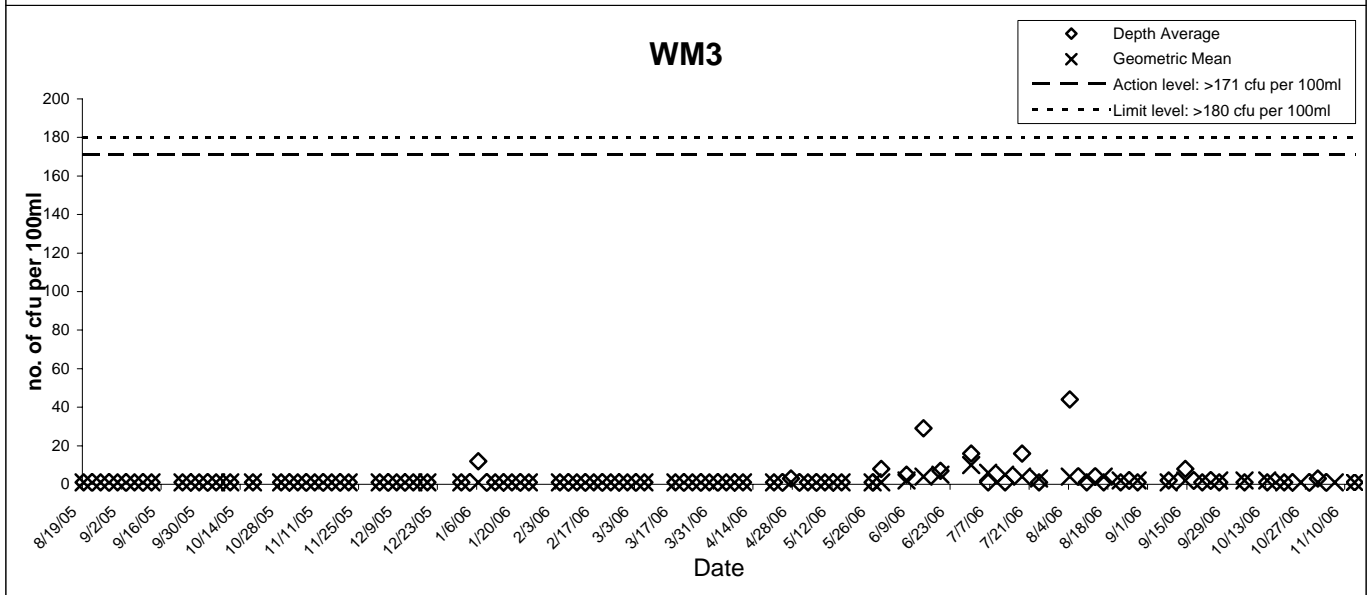
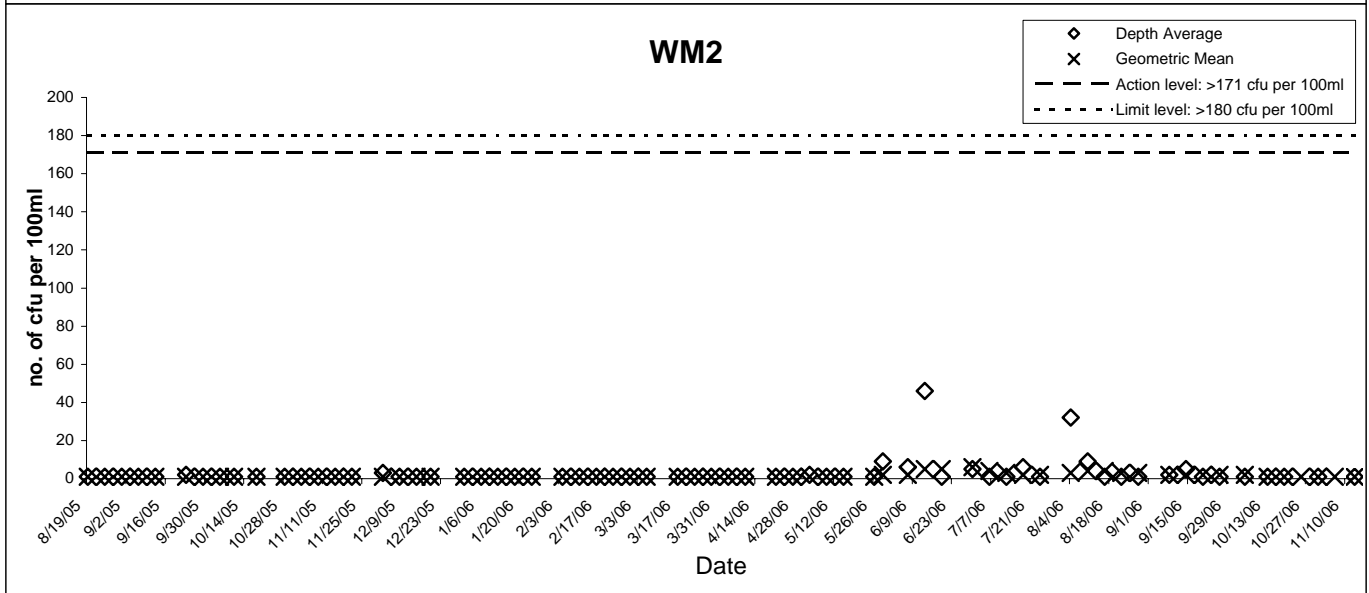
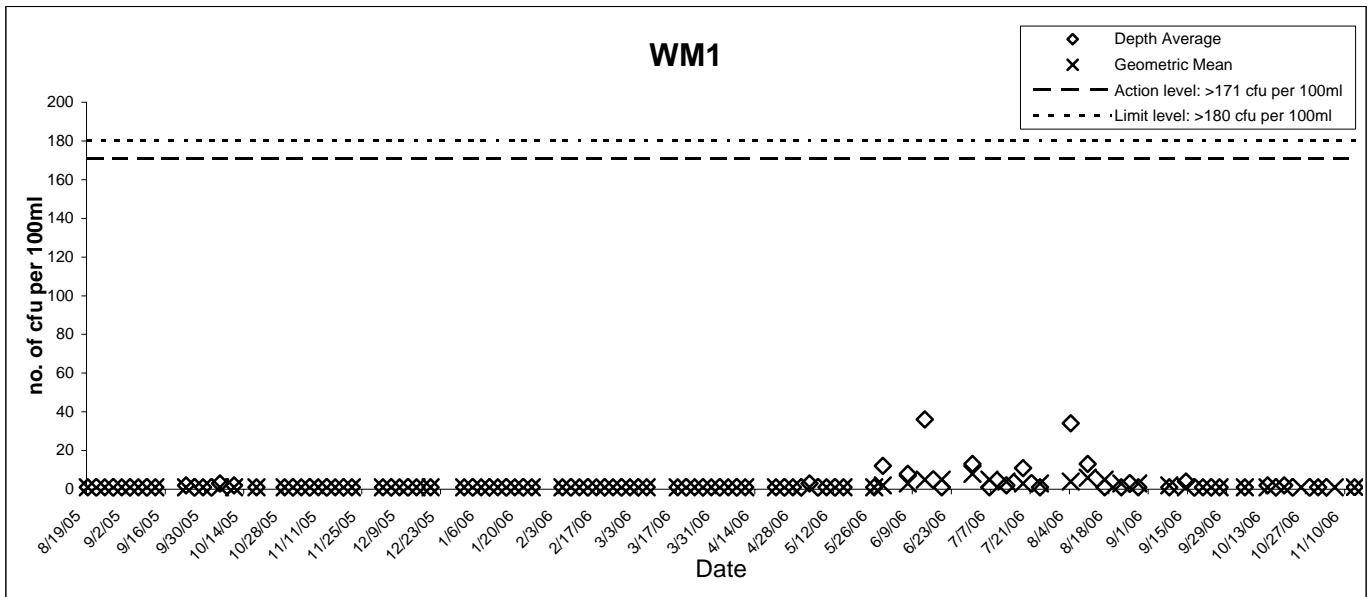
Chlorophyll-a



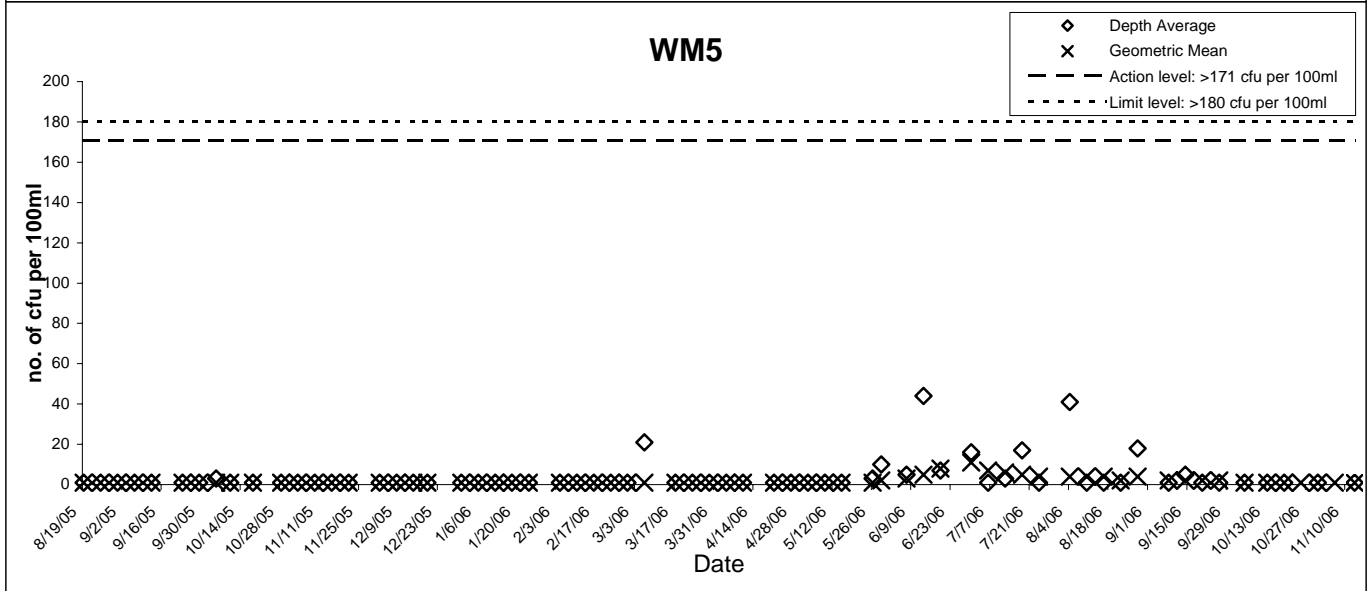
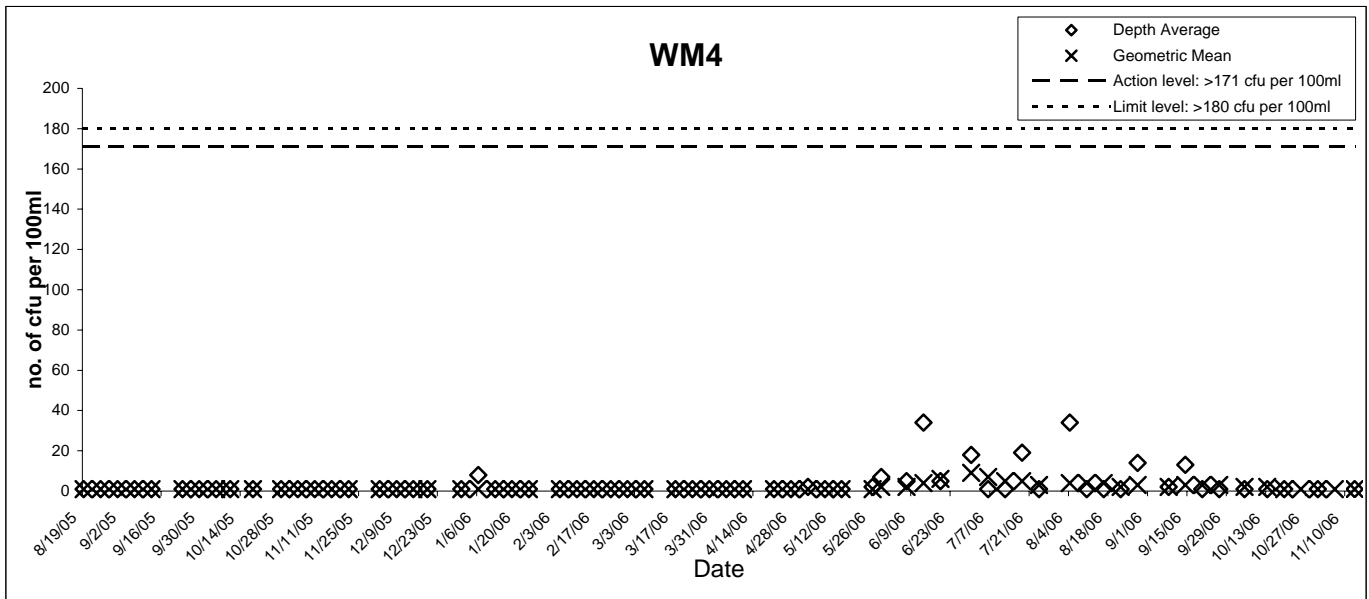
Chlorophyll-a



E.coli



E.coli





CERTIFICATE OF ANALYSIS

Client : MAUNSELL ENVIRONMENTAL MANAGEMENT CONSULTANTS LTD	Laboratory : ALS Technichem (HK) Pty Ltd	Page : 1 of 6
Contact : MR EDDIE YANG	Contact : Alice Wong / Ivan Leung	Work Order : HK0605048
Address : 11/F, TOWER 2, GRAND CENTRAL PLAZA, 138 SHATIN RURAL COMMITTEE ROAD, SHATIN, N.T. HONG KONG	Address : 11/F., Chung Shun Knitting Centre, 1 - 3 Wing Yip Street, Kwai Chung, N.T. Hong Kong	
E-mail : eddie.yang@maunsell.aecom.com	E-mail : alice.wong@alsenviro.com	
Telephone : +852 3105 8525	Telephone : +852 2610 1044	
Facsimile : +852 2891 0305	Facsimile : +852 2610 2021	
Project : 60016754	Quote number : ---	Date received : 19 Oct 2006
Order number : ---		Date of issue : 31 Oct 2006
C-O-C number : ---		No. of samples - Received : 15
Site : WRC		Analysed : 10

Report Comments

This report for ALS Technichem (HK) Pty Ltd work order reference HK0605048 supersedes any previous reports with this reference. The completion date of analysis is 25 Oct 2006. Results apply to sample(s) as submitted. All pages of this report have been checked and approved for release. When date(s) and/or time(s) are shown bracketed, these have been assumed by the laboratory for process purposes. Abbreviations: CAS number = Chemical Abstract Services number. LOR = Limit of reporting.

Specific comments for Work Order HK0605048 :
 Sample(s) analysed and reported on an as received basis.
 Water samples were received in a chilled condition.
 Total Nitrogen is the sum of Total Oxidizable and Total Kjeldahl Nitrogen.
 In marine and freshwater samples, chlorophyll b will cause some interference if present.
 Project Name: EM&A for WRC at Penny's Bay.

This report may not be reproduced except with prior written approval from ALS Technichem (HK) Pty Ltd.

This document has been electronically signed by those names that appear on this report and are the authorised signatories. Electronic signing has been carried out in compliance with procedures specified in the 'Electronic Transactions Ordinance' of Hong Kong, Chapter 553, Section 6.

Signatory	Position	Authorised results for:-
Fung Lim Chee, Richard	General Manager	Inorganics
Leung Sai Ho, Ivan	Supervisor	Microbiology

ALS Laboratory Group

Trading Name: ALS Technichem (HK) Pty Ltd.
 11/F., Chung Shun Knitting Centre, 1-3 Wing Yip Street, Kwai Chung, N.T. Hong Kong
 Tel: +852 2610 1044 Fax: +852 2610 2021 <http://www.alsenviro.com>
 A Campbell/Bothers Limited Company

Page Number : 2 of 6
 Client : MAUNSELL ENVIRONMENTAL MANAGEMENT CONSULTANTS LTD
 Work Order : HK0605048



Analytical Results

Method: Analysis Description	CAS number	LOR	Units	Client Sample ID : WM 1S	WM 1B	WM 2S	WM 2B	WM 3S
				Laboratory Sample ID : HK0605048-001	HK0605048-003	HK0605048-004	HK0605048-006	HK0605048-007
Sample Date / Time :				[19 Oct 2006]	[19 Oct 2006]	[19 Oct 2006]	[19 Oct 2006]	[19 Oct 2006]
EA/ED: Physical and Aggregate Properties								
EA020: Salinity	---	0.1	g/L	<0.1	<0.1	<0.1	<0.1	<0.1
EA025: Suspended Solids (SS)	---	2	mg/L	3	3	5	3	4
ED/IEK: Inorganic Nonmetallic Parameters								
EK053A: Silica	7631-86-9	0.01	mg/L	4.34	4.48	4.46	4.41	4.44
EK055A: Ammonia as N	7664-41-7	0.01	mg/L	<0.01	<0.01	<0.01	<0.01	0.04
EK059A: Nitrite + Nitrate as N	---	0.1	mg/L	<0.1	<0.1	<0.1	<0.1	<0.1
EK061A: Total Kjeldahl Nitrogen as N	---	0.1	mg/L	0.3	0.3	0.1	0.3	0.4
EK062A: Total Nitrogen as N	---	0.1	mg/L	0.3	0.3	0.1	0.3	0.4
EK067A: Total Phosphorus as P	---	0.02	mg/L	<0.02	<0.02	<0.02	<0.02	<0.02
EP: Aggregate Organics								
EP008: Chlorophyll a	---	0.5	µg/L	22.8	20.9	23.3	18.9	17.4
EP026: Chemical Oxygen Demand	---	2	mg/L	11	10	9	11	9
EP030: Biochemical Oxygen Demand	---	2	mg/L	<2	<2	<2	<2	<2
EM: Microbiological Testing								
EM002: E. coli	---	1	CFU/100 mL	2	2	<1	<1	<1



Analytical Results

Method: Analysis Description	CAS number	LOR	Units	Client Sample ID: WM 3B	WM 4S	WM 4B	WM 5S	WM 5B
				Laboratory Sample ID: HK0605048-009	HK0605048-010	HK0605048-012	HK0605048-013	HK0605048-015
				Sample Date / Time: [19 Oct 2006]	[19 Oct 2006]	[19 Oct 2006]	[19 Oct 2006]	[19 Oct 2006]
EA/ED: Physical and Aggregate Properties								
EA020: Salinity	---	0.1	g/L	<0.1	<0.1	<0.1	<0.1	<0.1
EA025: Suspended Solids (SS)	---	2	mg/L	5	5	3	2	3
ED/EK: Inorganic Nonmetallic Parameters								
EK053A: Silica	7631-86-9	0.01	mg/L	4.31	4.46	4.41	4.37	4.42
EK055A: Ammonia as N	7664-41-7	0.01	mg/L	<0.01	<0.01	0.02	<0.01	<0.01
EK059A: Nitrite + Nitrate as N	---	0.1	mg/L	<0.1	<0.1	<0.1	<0.1	<0.1
EK061A: Total Kjeldahl Nitrogen as N	---	0.1	mg/L	0.4	0.4	0.3	0.3	0.5
EK062A: Total Nitrogen as N	---	0.1	mg/L	0.4	0.4	0.3	0.3	0.5
EK067A: Total Phosphorus as P	---	0.02	mg/L	<0.02	<0.02	<0.02	<0.02	<0.02
EP: Aggregate Organics								
EP008: Chlorophyll a	---	0.5	µg/L	21.4	21.4	19.7	19.8	21.4
EP026: Chemical Oxygen Demand	---	2	mg/L	11	9	7	8	10
EP030: Biochemical Oxygen Demand	---	2	mg/L	<2	<2	<2	<2	<2
EM: Microbiological Testing								
EM002: E. coli	---	1	CFU/100 mL	<1	<1	<1	<1	<1



Quality Control - Laboratory Duplicate (DUP) Results

Laboratory Sample ID	Client Sample ID	Method: Analysis Description	CAS number	LOR	Units	Duplicate (DUP) Results		
						Original Result	Duplicate Result	RPD (%)
EA/ED: Physical and Aggregate Properties (QC Lot: 293889)								
HK0605048-001	WM 1S	EA020: Salinity	---	0.1	g/L	<0.1	<0.1	0.0
EA/ED: Physical and Aggregate Properties (QC Lot: 294102)								
HK0605048-001	WM 1S	EA025: Suspended Solids (SS)	---	2	mg/L	3	4	43.0
HK0605091-001	Anonymous	EA025: Suspended Solids (SS)	---	2	mg/L	158	150	5.5
ED/EK: Inorganic Nonmetallic Parameters (QC Lot: 293775)								
HK0605048-010	WM 4S	EK055A: Ammonia as N	7664-41-7	0.01	mg/L	<0.01	<0.01	0.0
HK0605048-015	WM 5B	EK055A: Ammonia as N	7664-41-7	0.01	mg/L	<0.01	0.01	0.0
ED/EK: Inorganic Nonmetallic Parameters (QC Lot: 293785)								
HK0605116-003	Anonymous	EK059A: Nitrite + Nitrate as N	---	0.01	mg/L	<0.01	<0.01	0.0
HK0605048-015	WM 5B	EK059A: Nitrite + Nitrate as N	---	0.1	mg/L	<0.1	<0.1	0.0
ED/EK: Inorganic Nonmetallic Parameters (QC Lot: 293786)								
HK0605047-003	Anonymous	EK059A: Nitrite + Nitrate as N	---	0.01	mg/L	0.03	0.03	0.0
HK0605189-002	Anonymous	EK059A: Nitrite + Nitrate as N	---	0.01	mg/L	15.5	15.5	0.4
ED/EK: Inorganic Nonmetallic Parameters (QC Lot: 294512)								
HK0605048-009	WM 3B	EK061A: Total Kjeldahl Nitrogen as N	---	0.1	mg/L	0.4	0.4	0.0
HK0605048-015	WM 5B	EK061A: Total Kjeldahl Nitrogen as N	---	0.1	mg/L	0.5	0.5	0.0
ED/EK: Inorganic Nonmetallic Parameters (QC Lot: 294513)								
HK0605048-009	WM 3B	EK067A: Total Phosphorus as P	---	0.02	mg/L	<0.02	<0.02	0.0
HK0605048-015	WM 5B	EK067A: Total Phosphorus as P	---	0.02	mg/L	<0.02	<0.02	0.0
ED/EK: Inorganic Nonmetallic Parameters (QC Lot: 294842)								
HK0605048-010	WM 4S	EK053A: Silica	7631-86-9	0.01	mg/L	4.46	4.18	6.4
HK0605048-015	WM 5B	EK053A: Silica	7631-86-9	0.01	mg/L	4.42	4.29	2.9
EP: Aggregate Organics (QC Lot: 294109)								
HK0605113-001	Anonymous	EP026: Chemical Oxygen Demand	---	2	mg/L	25	25	0.0
EP: Aggregate Organics (QC Lot: 294481)								
HK0605048-010	WM 4S	EP008: Chlorophyll a	---	0.5	mg/m ³	21.4	21.8	1.4
HK0605048-015	WM 5B	EP008: Chlorophyll a	---	0.5	mg/m ³	21.4	21.0	1.6



Quality Control - Method Blank (MB), Single Control Spike (SCS) and Duplicate Control Spike (DCS) Results

Matrix Type: WATER		Method Blank (MB) Results			Single Control Spike (SCS) and Duplicate Control Spike (DCS) Results						
Method: Analysis Description	CAS number	LOR	Units	Result	Spike Concentration	Spike Recovery (%)		Recovery Limits (%)		RPDs (%)	
						SCS	DCS	Low	High	Value	Control Limit
EA/ED: Physical and Aggregate Properties (QCLot: 293699)											
EA020: Salinity	---	0.1	g/L	<0.1	10 g/L	104	---	85	115	---	---
EA/ED: Physical and Aggregate Properties (QCLot: 294102)											
EA025: Suspended Solids (SS)	---	2	mg/L	<2	20 mg/L	96.5	---	85	115	---	---
ED/EK: Inorganic Nonmetallic Parameters (QCLot: 293775)											
EK055A: Ammonia as N	7664-41-7	0.01	mg/L	<0.01	0.4 mg/L	96.6	---	85	115	---	---
ED/EK: Inorganic Nonmetallic Parameters (QCLot: 293785)											
EK059A: Nitrite + Nitrate as N	---	0.01	mg/L	<0.01	0.4 mg/L	110	---	85	115	---	---
ED/EK: Inorganic Nonmetallic Parameters (QCLot: 293786)											
EK059A: Nitrite + Nitrate as N	---	0.01	mg/L	<0.01	0.4 mg/L	110	---	85	115	---	---
ED/EK: Inorganic Nonmetallic Parameters (QCLot: 294512)											
EK061A: Total Kjeldahl Nitrogen	---	0.1	mg/L	<0.1	0.5 mg/L	93.0	---	85	115	---	---
ED/EK: Inorganic Nonmetallic Parameters (QCLot: 294513)											
EK067A: Total Phosphorus as P	---	0.1	mg/L	<0.1	0.5 mg/L	94.6	---	85	115	---	---
ED/EK: Inorganic Nonmetallic Parameters (QCLot: 294842)											
EK053A: Silica	7631-86-9	0.01	mg/L	<0.01	0.4 mg/L	96.4	---	85	115	---	---
EP: Aggregate Organics (QCLot: 293769)											
EP030: Biochemical Oxygen Demand	---	2	mg/L	---	198 mg/L	101	---	85	115	---	---
EP: Aggregate Organics (QCLot: 294109)											
EP026: Chemical Oxygen Demand	---	2	mg/L	---	500 mg/L	97.6	---	85	115	---	---
EP: Aggregate Organics (QCLot: 294481)											
EP008: Chlorophyll a	---	0.1	mg/m3	<0.1	9.58 mg/m3	114	---	85	115	---	---



Quality Control - Matrix Spike (MS) and Matrix Spike Duplicate (MSD) Results

Matrix Type: WATER				Matrix Spike (MS) and Matrix Spike Duplicate (MSD) Results						
Laboratory Sample ID	Client Sample ID	Method: Analysis Description	CAS number	Spike Concentration	Spike Recovery (%)		Recovery Limits (%)		RPDs (%)	
					MS	MSD	Low	High	Value	Control Limit
ED/EK: Inorganic Nonmetallic Parameters (QCLot: 293775)										
HK0605048-001	WM 1S	EK055A: Ammonia as N	7664-41-7	0.5 mg/L	106	---	75	125	---	---
ED/EK: Inorganic Nonmetallic Parameters (QCLot: 293786)										
HK0605189-001	Anonymous	EK059A: Nitrite + Nitrate as N	---	1.0 mg/L	117	---	75	125	---	---
ED/EK: Inorganic Nonmetallic Parameters (QCLot: 294512)										
HK0605048-001	WM 1S	EK061A: Total Kjeldahl Nitrogen as N	---	1 mg/L	94.4	---	75	125	---	---
ED/EK: Inorganic Nonmetallic Parameters (QCLot: 294513)										
HK0605048-001	WM 1S	EK067A: Total Phosphorus as P	---	0.5 mg/L	108	---	75	125	---	---
ED/EK: Inorganic Nonmetallic Parameters (QCLot: 294842)										
HK0605048-001	WM 1S	EK053A: Silica	7631-86-9	2.5 mg/L	95.5	---	75	125	---	---
EP: Aggregate Organics (QCLot: 294109)										
HK0605081-001	Anonymous	EP026: Chemical Oxygen Demand	---	50 mg/L	81.2	---	75	125	---	---



ALS Laboratory Group

ANALYTICAL CHEMISTRY & TESTING SERVICES

CERTIFICATE OF ANALYSIS

Client : MAUNSELL ENVIRONMENTAL MANAGEMENT CONSULTANTS LTD	Laboratory : ALS Technichem (HK) Pty Ltd	Page : 1 of 7
Contact : MS CONNIE WONG	Contact : Alice Wong / Ivan Leung	Work Order : HK0605376
Address : 11/F, TOWER 2, GRAND CENTRAL PLAZA, 138 SHATIN RURAL COMMITTEE ROAD, SHATIN, N.T. HONG KONG	Address : 11/F., Chung Shun Knitting Centre, 1 - 3 Wing Yip Street, Kwai Chung, N.T. Hong Kong	
E-mail : connie.wong@maunsell.aecom.com	E-mail : alice.wong@alsenviro.com	
Telephone : +852 3105 8530	Telephone : +852 2610 1044	
Facsimile : +852 2891 0305	Facsimile : +852 2610 2021	
Project : 60016794	Quote number : ---	Date received : 25 Oct 2006
Order number : ---		Date of issue : 7 Nov 2006
C-O-C number : ---		No. of samples - Received : 10
Site : WRC		Analysed : 10

This report may not be reproduced except with prior written approval from ALS Technichem (HK) Pty Ltd.

This document has been electronically signed by those names that appear on this report and are the authorised signatories. Electronic signing has been carried out in compliance with procedures specified in the 'Electronic Transactions Ordinance' of Hong Kong, Chapter 553, Section 6.

<u>Signatory</u>	<u>Position</u>	<u>Authorised results for:-</u>
Fung Lim Chee, Richard	General Manager	Inorganics

ALS Laboratory Group

Trading Name: ALS Technichem (HK) Pty Ltd.
 11/F., Chung Shun Knitting Centre, 1-3 Wing Yip Street, Kwai Chung, N.T. Hong Kong
 Tel: +852 2610 1044 Fax: +852 2610 2021 <http://www.alsenviro.com>
 A Campbell Dresser Limited Company

Page Number : 2 of 7
Client : MAUNSELL ENVIRONMENTAL MANAGEMENT CONSULTANTS LTD
Work Order : HK0605376



Report Comments

This report for ALS Technichem (HK) Pty Ltd work order reference HK0605376 supersedes any previous reports with this reference. The completion date of analysis is 27 Oct 2006. Results apply to sample(s) as submitted. All pages of this report have been checked and approved for release. When date(s) and/or time(s) are shown bracketed, these have been assumed by the laboratory for process purposes. Abbreviations: CAS number = Chemical Abstract Services number. LOR = Limit of reporting.

Specific comments for Work Order HK0605376 :

- Water sample(s) analysed and reported on an as received basis.
- Ten water samples were received in a chilled condition.
- Total Nitrogen is the sum of Total Oxidizable and Total Kjeldal Nitrogen.
- In marine and freshwater samples, chlorophyll b will cause some interference if present.
- Project Name: EM&A for WRC at Penny's Bay.
- Water sample(s) analysed and reported on an as received basis.



Analytical Results

				Client Sample ID : WM 1S	WM 1B	WM 2S	WM 2B	WM 3S
				Laboratory Sample ID : HK0605376-001	HK0605376-002	HK0605376-003	HK0605376-004	HK0605376-005
				Sample Date / Time : [25 Oct 2006]	[25 Oct 2006]	[25 Oct 2006]	[25 Oct 2006]	[25 Oct 2006]
Method: Analysis Description	CAS number	LOR	Units					
EA/ED: Physical and Aggregate Properties								
EA020: Salinity	---	0.1	g/L	<0.1	<0.1	<0.1	<0.1	<0.1
EA025: Suspended Solids (SS)	---	2	mg/L	4	4	4	5	4
ED/IEK: Inorganic Nonmetallic Parameters								
EK053A: Silica	7631-86-9	0.01	mg/L	4.44	4.56	4.66	4.58	4.57
EK055A: Ammonia as N	7664-41-7	0.01	mg/L	0.06	0.02	<0.01	0.01	0.01
EK059A: Nitrite + Nitrate as N	---	0.1	mg/L	<0.1	<0.1	<0.1	<0.1	<0.1
EK061A: Total Kjeldahl Nitrogen as N	---	0.1	mg/L	0.4	0.3	0.4	0.4	0.4
EK062A: Total Nitrogen as N	---	0.1	mg/L	0.4	0.3	0.4	0.4	0.4
EK067A: Total Phosphorus as P	---	0.02	mg/L	<0.02	<0.02	<0.02	<0.02	<0.02
EP: Aggregate Organics								
EP008: Chlorophyll a	---	0.5	µg/L	20.5	20.6	22.5	21.9	20.8



Analytical Results

				Client Sample ID : WM 3B	WM 4S	WM 4B	WM 5S	WM 5B
				Laboratory Sample ID : HK0605376-006	HK0605376-007	HK0605376-008	HK0605376-009	HK0605376-010
				Sample Date / Time : [25 Oct 2006]	[25 Oct 2006]	[25 Oct 2006]	[25 Oct 2006]	[25 Oct 2006]
Method: Analysis Description	CAS number	LOR	Units					
EA/ED: Physical and Aggregate Properties								
EA020: Salinity	---	0.1	g/L	<0.1	<0.1	<0.1	<0.1	<0.1
EA025: Suspended Solids (SS)	---	2	mg/L	5	3	4	4	4
ED/IEK: Inorganic Nonmetallic Parameters								
EK053A: Silica	7631-86-9	0.01	mg/L	4.59	4.61	4.64	4.70	4.74
EK055A: Ammonia as N	7664-41-7	0.01	mg/L	0.02	<0.01	0.03	0.08	0.01
EK059A: Nitrite + Nitrate as N	---	0.1	mg/L	<0.1	<0.1	<0.1	<0.1	<0.1
EK061A: Total Kjeldahl Nitrogen as N	---	0.1	mg/L	0.4	0.4	0.4	0.4	0.4
EK062A: Total Nitrogen as N	---	0.1	mg/L	0.4	0.4	0.4	0.4	0.4
EK067A: Total Phosphorus as P	---	0.02	mg/L	<0.02	<0.02	<0.02	<0.02	<0.02
EP: Aggregate Organics								
EP008: Chlorophyll a	---	0.5	µg/L	22.1	20.2	21.2	22.4	21.4



Quality Control - Laboratory Duplicate (DUP) Results

Matrix Type: WATER				Duplicate (DUP) Results				
Laboratory Sample ID	Client Sample ID	Method: Analysis Description	CAS number	LOD	Units	Original Result	Duplicate Result	RPO (%)
EA/ED: Physical and Aggregate Properties (QC Lot: 296543)								
HK0605376-010	WM 5B	EA020: Salinity	---	0.1	g/L	<0.1	<0.1	0.0
EA/ED: Physical and Aggregate Properties (QC Lot: 296923)								
HK0605289-001	Anonymous	EA025: Suspended Solids (SS)	---	2	mg/L	20	21	0.0
HK0605376-007	WM 4S	EA025: Suspended Solids (SS)	---	2	mg/L	3	5	70.0
ED/EK: Inorganic Nonmetallic Parameters (QC Lot: 296447)								
HK0605350-003	Anonymous	EK061A: Total Kjeldahl Nitrogen as N	---	0.1	mg/L	26.7	25.7	3.7
HK0605376-010	WM 5B	EK061A: Total Kjeldahl Nitrogen as N	---	0.1	mg/L	0.4	0.4	0.0
ED/EK: Inorganic Nonmetallic Parameters (QC Lot: 296448)								
HK0605350-003	Anonymous	EK067A: Total Phosphorus as P	---	0.1	mg/L	3.0	3.0	0.0
HK0605376-010	WM 5B	EK067A: Total Phosphorus as P	---	0.02	mg/L	<0.02	<0.02	0.0
ED/EK: Inorganic Nonmetallic Parameters (QC Lot: 296529)								
HK0605363-001	Anonymous	EK055A: Ammonia as N	7664-41-7	0.01	mg/L	24.5	24.4	0.5
HK0605306-003	Anonymous	EK055A: Ammonia as N	7664-41-7	0.01	mg/L	16.1	15.6	2.8
ED/EK: Inorganic Nonmetallic Parameters (QC Lot: 296530)								
HK0605376-010	WM 5B	EK055A: Ammonia as N	7664-41-7	0.01	mg/L	0.01	0.02	0.0
ED/EK: Inorganic Nonmetallic Parameters (QC Lot: 297179)								
HK0605329-001	Anonymous	EK059A: Nitrite + Nitrate as N	---	0.01	mg/L	0.14	0.17	18.7
HK0605372-001	Anonymous	EK059A: Nitrite + Nitrate as N	---	0.01	mg/L	0.01	<0.01	0.0
ED/EK: Inorganic Nonmetallic Parameters (QC Lot: 297181)								
HK0605475-001	Anonymous	EK059A: Nitrite + Nitrate as N	---	0.01	mg/L	<0.01	<0.01	0.0
ED/EK: Inorganic Nonmetallic Parameters (QC Lot: 299088)								
HK0605376-010	WM 5B	EK053A: Silica	7631-86-9	0.01	mg/L	4.74	4.68	1.1
HK060538-001	Anonymous	EK053A: Silica	7631-86-9	0.05	mg/L	<0.05	<0.05	0.0
EP: Aggregate Organics (QC Lot: 300820)								
HK0605376-010	WM 5B	EP008: Chlorophyll a	---	0.5	mg/m3	21.4	22.0	2.7
HK0605563-010	Anonymous	EP008: Chlorophyll a	---	0.5	mg/m3	21.8	19.5	11.3



Quality Control - Method Blank (MB), Single Control Spike (SCS) and Duplicate Control Spike (DCS) Results

Matrix Type: WATER			Method Blank (MB) Results			Single Control Spike (SCS) and Duplicate Control Spike (DCS) Results					
Method: Analyte Description	CAS number	LOD	Units	Result	Spike Concentration	SCS Spike Recovery (%)	DCS Spike Recovery (%)	Recovery Limits (%)		RPOs (%)	
								Low	High	Value	Control Limit
EA/ED: Physical and Aggregate Properties (QC Lot: 296543)											
EA020: Salinity	---	0.1	g/L	<0.1	10 g/L	103	---	85	115	---	---
EA/ED: Physical and Aggregate Properties (QC Lot: 296923)											
EA025: Suspended Solids (SS)	---	2	mg/L	<2	20 mg/L	96.0	---	85	115	---	---
ED/EK: Inorganic Nonmetallic Parameters (QC Lot: 296447)											
EK061A: Total Kjeldahl Nitrogen	---	0.1	mg/L	<0.1	0.5 mg/L	95.4	---	85	115	---	---
ED/EK: Inorganic Nonmetallic Parameters (QC Lot: 296448)											
EK067A: Total Phosphorus as P	---	0.1	mg/L	<0.1	0.5 mg/L	97.0	---	85	115	---	---
ED/EK: Inorganic Nonmetallic Parameters (QC Lot: 296529)											
EK055A: Ammonia as N	7664-41-7	0.01	mg/L	<0.01	0.4 mg/L	102	---	85	115	---	---
ED/EK: Inorganic Nonmetallic Parameters (QC Lot: 296530)											
EK055A: Ammonia as N	7664-41-7	0.01	mg/L	<0.01	0.4 mg/L	104	---	85	115	---	---
ED/EK: Inorganic Nonmetallic Parameters (QC Lot: 297179)											
EK059A: Nitrite + Nitrate as N	---	0.01	mg/L	<0.01	0.4 mg/L	105	---	85	115	---	---
ED/EK: Inorganic Nonmetallic Parameters (QC Lot: 297181)											
EK059A: Nitrite + Nitrate as N	---	0.01	mg/L	<0.01	0.4 mg/L	98.4	---	85	115	---	---
ED/EK: Inorganic Nonmetallic Parameters (QC Lot: 299088)											
EK053A: Silica	7631-86-9	0.01	mg/L	<0.01	0.4 mg/L	91.0	---	85	115	---	---
EP: Aggregate Organics (QC Lot: 300820)											
EP008: Chlorophyll a	---	0.1	mg/m3	<0.1	10.28 mg/m3	110	---	85	115	---	---



Quality Control - Matrix Spike (MS) and Matrix Spike Duplicate (MSD) Results

Matrix Type: WATER

Laboratory Sample ID	Client Sample ID	Method: Analyte Description	CAS number	Spike Concentration	Matrix Spike (MS) and Matrix Spike Duplicate (MSD) Results					
					Spike Recovery (%)		Recovery Limits (%)		RPDs (%)	
					MS	MSD	Low	High	Value	Control Limit
ED/EK: Inorganic Nonmetallic Parameters (QCLot: 296447)										
HK0605350-001	Anonymous	EK061A: Total Kjeldahl Nitrogen as N	---	5 mg/L	Not Determined	---	75	125	---	---
ED/EK: Inorganic Nonmetallic Parameters (QCLot: 296448)										
HK0605350-001	Anonymous	EK067A: Total Phosphorus as P	---	5 mg/L	111	---	75	125	---	---
ED/EK: Inorganic Nonmetallic Parameters (QCLot: 296529)										
HK0605306-005	Anonymous	EK055A: Ammonia as N	7664-41-7	5 mg/L	106	---	75	125	---	---
ED/EK: Inorganic Nonmetallic Parameters (QCLot: 296530)										
HK0605362-001	Anonymous	EK055A: Ammonia as N	7664-41-7	10 mg/L	106	---	75	125	---	---
ED/EK: Inorganic Nonmetallic Parameters (QCLot: 297179)										
HK0605333-021	Anonymous	EK059A: Nitrite + Nitrate as N	---	1.0 mg/L	95.2	---	75	125	---	---
ED/EK: Inorganic Nonmetallic Parameters (QCLot: 297181)										
HK0605376-001	WM 1S	EK059A: Nitrite + Nitrate as N	---	1.0 mg/L	111	---	75	125	---	---
ED/EK: Inorganic Nonmetallic Parameters (QCLot: 299088)										
HK0605376-001	WM 1S	EK053A: Silica	7631-86-9	2.5 mg/L	113	---	75	125	---	---



CERTIFICATE OF ANALYSIS

Client : MAUNSELL ENVIRONMENTAL MANAGEMENT CONSULTANTS LTD	Laboratory : ALS Technichem (HK) Pty Ltd	Page : 1 of 6
Contact : MR EDDIE YANG	Contact : Alice Wong / Ivan Leung	Work Order : HK0605563
Address : 11/F, TOWER 2, GRAND CENTRAL PLAZA, 138 SHATIN RURAL COMMITTEE ROAD, SHATIN, N.T. HONG KONG	Address : 11/F., Chung Shun Knitting Centre, 1 - 3 Wing Yip Street, Kwai Chung, N.T. Hong Kong	
E-mail : eddie.yang@maunsell.aecom.com	E-mail : alice.wong@alsenviro.com	
Telephone : +852 3105 8525	Telephone : +852 2610 1044	
Facsimile : +852 2891 0305	Facsimile : +852 2610 2021	
Project : 60016794	Quote number : ---	Date received : 31 Oct 2006
Order number : ---		Date of issue : 10 Nov 2006
C-O-C number : ---		No. of samples - Received : 10
Site : WRC		Analysed : 10

Report Comments

This report for ALS Technichem (HK) Pty Ltd work order reference HK0605563 supersedes any previous reports with this reference. The completion date of analysis is 9 Nov 2006. Results apply to sample(s) as submitted. All pages of this report have been checked and approved for release. When date(s) and/or time(s) are shown bracketed, these have been assumed by the laboratory for process purposes. Abbreviations: CAS number = Chemical Abstract Services number. LOR = Limit of reporting.

Specific comments for Work Order HK0605563 :
Samples were received in a chilled condition.
Total Nitrogen is the sum of Total Oxidizable and Total Kjeldal Nitrogen.
In marine and freshwater samples, chlorophyll b will cause some interference if present.
Project Name: EM&A for WRC at Penny's Bay.
Water sample(s) analysed and reported on an as received basis.

This report may not be reproduced except with prior written approval from ALS Technichem (HK) Pty Ltd.

This document has been electronically signed by those names that appear on this report and are the authorised signatories. Electronic signing has been carried out in compliance with procedures specified in the 'Electronic Transactions Ordinance' of Hong Kong, Chapter 553, Section 6.

Signatory	Position	Authorised results for-
Fung Lim Chee, Richard	General Manager	Inorganics
Leung Sai Ho, Ivan	Supervisor	Microbiology

ALS Laboratory Group

Trading Name: ALS Technichem (HK) Pty Ltd.
 11/F., Chung Shun Knitting Centre, 1-3 Wing Yip Street, Kwai Chung, N.T. Hong Kong
 Tel: +852 2610 1044 Fax: +852 2610 2021 <http://www.alsenviro.com>
 A Campbell Brothers Limited Company

Page Number : 2 of 6
 Client : MAUNSELL ENVIRONMENTAL MANAGEMENT CONSULTANTS LTD
 Work Order : HK0605563



Analytical Results

				Client Sample ID :	WM 1S	WM 1B	WM 2S	WM 2B	WM 3S
				Laboratory Sample ID :	HK0605563-001	HK0605563-002	HK0605563-003	HK0605563-004	HK0605563-005
				Sample Date / Time :	[31 Oct 2006]	[31 Oct 2006]	[31 Oct 2006]	[31 Oct 2006]	[31 Oct 2006]
Method: Analysis Description	CAS number	LOR	Units						
EA/ED: Physical and Aggregate Properties									
EA020: Salinity	---	0.1	g/L	<0.1	<0.1	<0.1	<0.1	<0.1	<0.1
EA025: Suspended Solids (SS)	---	2	mg/L	3	5	5	4	2	
ED/EK: Inorganic Nonmetallic Parameters									
EK053A: Silica	7631-86-9	0.01	mg/L	5.25	5.18	5.06	5.03	5.18	
EK055A: Ammonia as N	7664-41-7	0.01	mg/L	<0.01	<0.01	<0.01	0.01	<0.01	
EK059A: Nitrite + Nitrate as N	---	0.1	mg/L	<0.1	<0.1	<0.1	<0.1	<0.1	
EK061A: Total Kjeldahl Nitrogen as N	---	0.1	mg/L	0.4	0.4	0.4	0.4	0.4	
EK062A: Total Nitrogen as N	---	0.1	mg/L	0.4	0.4	0.4	0.4	0.4	
EK067A: Total Phosphorus as P	---	0.02	mg/L	<0.02	<0.02	<0.02	<0.02	<0.02	
EP: Aggregate Organics									
EP008: Chlorophyll a	---	0.5	µg/L	16.9	20.0	19.5	18.8	19.8	
EP026: Chemical Oxygen Demand	---	2	mg/L	13	12	12	12	14	
EP030: Biochemical Oxygen Demand	---	2	mg/L	<2	<2	<2	<2	<2	
EM: Microbiological Testing									
EM002: E. coli	---	1	CFU/100 mL	<1	<1	<1	<1	3	



Analytical Results

Method: Analysis Description	CAS number	LOR	Units	Client Sample ID	WM 3B	WM 4S	WM 4B	WM 5S	WM 5B
				Laboratory Sample ID	HK0605563-006	HK0605563-007	HK0605563-008	HK0605563-009	HK0605563-010
				Sample Date / Time	[31 Oct 2006]	[31 Oct 2006]	[31 Oct 2006]	[31 Oct 2006]	[31 Oct 2006]
EA/ED: Physical and Aggregate Properties									
EA020: Salinity	---	0.1	g/L		<0.1	<0.1	<0.1	<0.1	<0.1
EA025: Suspended Solids (SS)	---	2	mg/L		3	<2	5	2	<2
ED/EK: Inorganic Nonmetallic Parameters									
EK053A: Silica	7631-86-9	0.01	mg/L		5.18	5.08	5.06	5.02	4.93
EK055A: Ammonia as N	7664-41-7	0.01	mg/L		<0.01	0.04	<0.01	<0.01	0.04
EK059A: Nitrite + Nitrate as N	---	0.1	mg/L		<0.1	<0.1	<0.1	<0.1	<0.1
EK061A: Total Kjeldahl Nitrogen as N	---	0.1	mg/L		0.4	0.4	0.4	0.3	0.4
EK062A: Total Nitrogen as N	---	0.1	mg/L		0.4	0.4	0.4	0.3	0.4
EK067A: Total Phosphorus as P	---	0.02	mg/L		<0.02	<0.02	<0.02	<0.02	<0.02
EP: Aggregate Organics									
EP008: Chlorophyll a	---	0.5	µg/L		18.4	18.3	17.8	19.5	21.8
EP026: Chemical Oxygen Demand	---	2	mg/L		12	12	12	12	12
EP030: Biochemical Oxygen Demand	---	2	mg/L		<2	<2	<2	<2	<2
EM: Microbiological Testing									
EM002: E. coli	---	1	CFU/100 mL		2	<1	<1	<1	<1



Quality Control - Laboratory Duplicate (DUP) Results

Laboratory Sample ID	Client Sample ID	Method: Analysis Description	CAS number	LOR	Units	Duplicate (DUP) Results		
						Original Result	Duplicate Result	RPD (%)
EA/ED: Physical and Aggregate Properties (QC Lot: 300549)								
HK0605563-001	WM 1S	EA025: Suspended Solids (SS)	---	2	mg/L	3	4	0.0
HK0605648-001	Anonymous	EA025: Suspended Solids (SS)	---	2	mg/L	27	30	9.4
EA/ED: Physical and Aggregate Properties (QC Lot: 300802)								
HK0605563-001	WM 1S	EA020: Salinity	---	0.1	g/L	<0.1	<0.1	0.0
HK0605738-001	Anonymous	EA020: Salinity	---	1.0	g/L	52.2	52.0	0.4
ED/EK: Inorganic Nonmetallic Parameters (QC Lot: 299178)								
HK0605588-014	Anonymous	EK061A: Total Kjeldahl Nitrogen as N	---	0.1	mg/L	1.9	1.8	0.0
HK0605482-012	Anonymous	EK061A: Total Kjeldahl Nitrogen as N	---	0.05	mg/L	0.43	0.41	3.0
ED/EK: Inorganic Nonmetallic Parameters (QC Lot: 299179)								
HK0605588-014	Anonymous	EK067A: Total Phosphorus as P	---	0.1	mg/L	0.4	0.4	0.0
HK0605482-012	Anonymous	EK067A: Total Phosphorus as P	---	0.1	mg/L	<0.1	<0.1	0.0
ED/EK: Inorganic Nonmetallic Parameters (QC Lot: 299180)								
HK0605563-010	WM 5B	EK061A: Total Kjeldahl Nitrogen as N	---	0.1	mg/L	0.4	0.4	0.0
ED/EK: Inorganic Nonmetallic Parameters (QC Lot: 299217)								
HK0605563-010	WM 5B	EK053A: Silica	7631-86-9	0.01	mg/L	4.93	4.99	1.2
ED/EK: Inorganic Nonmetallic Parameters (QC Lot: 299258)								
HK0605518-001	Anonymous	EK059A: Nitrite + Nitrate as N	---	0.01	mg/L	<0.01	<0.01	0.0
HK0605563-010	WM 5B	EK059A: Nitrite + Nitrate as N	---	0.1	mg/L	<0.1	<0.1	0.0
ED/EK: Inorganic Nonmetallic Parameters (QC Lot: 299920)								
HK0605588-001	Anonymous	EK055A: Ammonia as N	7664-41-7	0.01	mg/L	15.1	14.7	2.4
HK0605563-010	WM 5B	EK055A: Ammonia as N	7664-41-7	0.01	mg/L	0.04	30.0	199
ED/EK: Inorganic Nonmetallic Parameters (QC Lot: 299921)								
HK0605598-001	Anonymous	EK055A: Ammonia as N	7664-41-7	0.01	mg/L	2.88	2.81	2.6
HK0605687-001	Anonymous	EK055A: Ammonia as N	7664-41-7	0.01	mg/L	4.24	4.36	3.3
EP: Aggregate Organics (QC Lot: 300820)								
HK0605376-010	Anonymous	EP008: Chlorophyll a	---	0.5	mg/m3	21.4	22.0	2.7
HK0605563-010	WM 5B	EP008: Chlorophyll a	---	0.5	mg/m3	21.8	19.5	11.3
EP: Aggregate Organics (QC Lot: 300821)								
HK0605614-001	Anonymous	EP008: Chlorophyll a	---	1.0	mg/m3	1.1	1.2	8.7
EP: Aggregate Organics (QC Lot: 303666)								
HK0605722-001	Anonymous	EP026: Chemical Oxygen Demand	---	2	mg/L	341	355	4.0



Quality Control - Method Blank (MB), Single Control Spike (SCS) and Duplicate Control Spike (DCS) Results

Matrix Type: WATER		Method Blank (MB) Results			Single Control Spike (SCS) and Duplicate Control Spike (DCS) Results						
Method: Analysis Description	CAS number	LDR	Units	Result	Spike Concentration	Spike Recovery (%)		Recovery Limits (%)		RPDs (%)	
						SCS	DCS	Low	High	Value	Control Limit
EA/ED: Physical and Aggregate Properties (QCLot: 300549)											
EA025: Suspended Solids (SS)	---	2	mg/L	<2	20 mg/L	96.0	---	85	115	---	---
EA/ED: Physical and Aggregate Properties (QCLot: 300802)											
EA020: Salinity	---	0.1	g/L	<0.1	10 g/L	104	---	85	115	---	---
ED/EK: Inorganic Nonmetallic Parameters (QCLot: 299178)											
EK061A: Total Kjeldahl Nitrogen	---	0.1	mg/L	<0.1	0.5 mg/L	95.4	---	85	115	---	---
ED/EK: Inorganic Nonmetallic Parameters (QCLot: 299179)											
EK067A: Total Phosphorus as P	---	0.1	mg/L	<0.1	0.5 mg/L	96.1	---	85	115	---	---
ED/EK: Inorganic Nonmetallic Parameters (QCLot: 299180)											
EK061A: Total Kjeldahl Nitrogen	---	0.1	mg/L	<0.1	0.5 mg/L	110	---	85	115	---	---
ED/EK: Inorganic Nonmetallic Parameters (QCLot: 299217)											
EK053A: Silica	7631-86-9	0.01	mg/L	<0.01	0.4 mg/L	99.0	---	85	115	---	---
ED/EK: Inorganic Nonmetallic Parameters (QCLot: 299258)											
EK059A: Nitrite + Nitrate as N	---	0.01	mg/L	<0.01	0.4 mg/L	99.6	---	85	115	---	---
ED/EK: Inorganic Nonmetallic Parameters (QCLot: 299920)											
EK055A: Ammonia as N	7664-41-7	0.01	mg/L	<0.01	0.4 mg/L	103	---	85	115	---	---
ED/EK: Inorganic Nonmetallic Parameters (QCLot: 299921)											
EK055A: Ammonia as N	7664-41-7	0.01	mg/L	<0.01	0.4 mg/L	89.0	---	85	115	---	---
EP: Aggregate Organics (QCLot: 299281)											
EP030: Biochemical Oxygen Demand	---	2	mg/L	---	198 mg/L	99.5	---	85	115	---	---
EP: Aggregate Organics (QCLot: 299282)											
EP030: Biochemical Oxygen Demand	---	2	mg/L	---	198 mg/L	102	---	85	115	---	---
EP: Aggregate Organics (QCLot: 300820)											
EP008: Chlorophyll a	---	0.1	mg/m3	<0.1	10.28 mg/m3	110	---	85	115	---	---
EP: Aggregate Organics (QCLot: 300821)											
EP008: Chlorophyll a	---	0.1	mg/m3	<0.1	10.28 mg/m3	105	---	85	115	---	---
EP: Aggregate Organics (QCLot: 303666)											
EP026: Chemical Oxygen Demand	---	2	mg/L	---	500 mg/L	99.4	---	85	115	---	---



Quality Control - Matrix Spike (MS) and Matrix Spike Duplicate (MSD) Results

Matrix Type: WATER				Matrix Spike (MS) and Matrix Spike Duplicate (MSD) Results						
Laboratory Sample ID	Client Sample ID	Method: Analysis Description	CAS number	Spike Concentration	Spike Recovery (%)		Recovery Limits (%)		RPDs (%)	
					MS	MSD	Low	High	Value	Control Limit
ED/EK: Inorganic Nonmetallic Parameters (QCLot: 299178)										
HK0605588-014	Anonymous	EK061A: Total Kjeldahl Nitrogen as N	---	0.5 mg/L	85.8	---	75	125	---	---
ED/EK: Inorganic Nonmetallic Parameters (QCLot: 299179)										
HK0605588-014	Anonymous	EK067A: Total Phosphorus as P	---	0.5 mg/L	102	---	75	125	---	---
ED/EK: Inorganic Nonmetallic Parameters (QCLot: 299217)										
HK0605563-001	WM 1S	EK053A: Silica	7631-86-9	2.5 mg/L	88.6	---	75	125	---	---
ED/EK: Inorganic Nonmetallic Parameters (QCLot: 299258)										
HK0605482-004	Anonymous	EK059A: Nitrite + Nitrate as N	---	5 mg/L	108	---	75	125	---	---
ED/EK: Inorganic Nonmetallic Parameters (QCLot: 299920)										
HK0605627-001	Anonymous	EK055A: Ammonia as N	7664-41-7	10 mg/L	97.4	---	75	125	---	---
ED/EK: Inorganic Nonmetallic Parameters (QCLot: 299921)										
HK0605563-001	WM 1S	EK055A: Ammonia as N	7664-41-7	0.5 mg/L	101	---	75	125	---	---
EP: Aggregate Organics (QCLot: 303666)										
HK0605651-001	Anonymous	EP026: Chemical Oxygen Demand	---	500 mg/L	104	---	75	125	---	---



ALS Laboratory Group

ANALYTICAL CHEMISTRY & TESTING SERVICES

CERTIFICATE OF ANALYSIS

Client : MAUNSELL ENVIRONMENTAL MANAGEMENT CONSULTANTS LTD	Laboratory : ALS Technichem (HK) Pty Ltd	Page : 1 of 7
Contact : MR EDDIE YANG	Contact : Alice Wong / Ivan Leung	Work Order : HK0605871
Address : 11/F, TOWER 2, GRAND CENTRAL PLAZA, 138 SHATIN RURAL COMMITTEE ROAD, SHATIN, N.T. HONG KONG	Address : 11/F., Chung Shun Knitting Centre, 1 - 3 Wing Yip Street, Kwai Chung, N.T. Hong Kong	
E-mail : eddie.yang@maunsell.aecom.com	E-mail : alice.wong@alsenviro.com	
Telephone : +852 3105 8525	Telephone : +852 2510 1044	
Facsimile : +852 2891 0305	Facsimile : +852 2510 2021	
Project : 60016794	Quote number : ---	Date received : 6 Nov 2006
Order number : ---		Date of issue : 15 Nov 2006
C.O.C number : ---		No. of samples - Received : 10
Site : WRC		Analysed : 10

This report may not be reproduced except with prior written approval from ALS Technichem (HK) Pty Ltd.

This document has been electronically signed by those names that appear on this report and are the authorised signatories. Electronic signing has been carried out in compliance with procedures specified in the 'Electronic Transactions Ordinance' of Hong Kong, Chapter 553, Section 6.

<u>Signatory</u>	<u>Position</u>	<u>Authorised results for:-</u>
Fung Lim Chee, Richard	General Manager	Inorganics

ALS Laboratory Group

Trading Name: ALS Technichem (HK) Pty Ltd.
 11/F., Chung Shun Knitting Centre, 1-3 Wing Yip Street, Kwai Chung, N.T. Hong Kong
 Tel: +852 2810 1044 Fax: +852 2810 2021 <http://www.alsenviro.com/>
 A Company of Brokers Limited Company

Page Number : 2 of 7
 Client : MAUNSELL ENVIRONMENTAL MANAGEMENT CONSULTANTS LTD
 Work Order : HK0605871



Report Comments

This report for ALS Technichem (HK) Pty Ltd work order reference HK0605871 supersedes any previous reports with this reference. The completion date of analysis is 14 Nov 2006. Results apply to sample(s) as submitted. All pages of this report have been checked and approved for release. When date(s) and/or time(s) are shown bracketed, these have been assumed by the laboratory for process purposes. Abbreviations: CAS number = Chemical Abstract Services number. LOR = Limit of reporting.

Specific comments for Work Order HK0605871 :
 Project Name: EM&A for WRC at Penny's Bay.
 Ten water samples were received in a chilled condition.
 Water sample(s) analysed and reported on an as received basis.
 There is insufficient sample for QC analyses.
 Total Nitrogen is the sum of Total Oxidizable and Total Kjeldal Nitrogen.
 In marine and freshwater samples, chlorophyll b will cause some interference if present.



Analytical Results

				Client Sample ID :	WM 1S	WM 1B	WM 2S	WM 2B	WM 3S
				Laboratory Sample ID :	HK0605871-001	HK0605871-002	HK0605871-003	HK0605871-004	HK0605871-005
				Sample Date / Time :	[6 Nov 2006]	[6 Nov 2006]	[6 Nov 2006]	[6 Nov 2006]	[6 Nov 2006]
Method: Analysis Description	CAS number	LOR	Units						
EA/ED: Physical and Aggregate Properties									
EA020: Salinity	---	0.1	g/L	<0.1	<0.1	<0.1	<0.1	<0.1	<0.1
EA025: Suspended Solids (SS)	---	2	mg/L	5	<2	5	5	<2	<2
ED/EK: Inorganic Nonmetallic Parameters									
EK053A: Silica	7631-86-9	0.01	mg/L	4.92	4.87	4.88	4.96	4.85	4.85
EK055A: Ammonia as N	7664-41-7	0.01	mg/L	0.02	0.01	0.03	0.01	<0.01	<0.01
EK059A: Nitrite + Nitrate as N	---	0.1	mg/L	<0.1	<0.1	<0.1	<0.1	<0.1	<0.1
EK061A: Total Kjeldahl Nitrogen as N	---	0.1	mg/L	0.4	0.4	0.4	0.4	0.3	0.3
EK062A: Total Nitrogen as N	---	0.1	mg/L	0.4	0.4	0.4	0.4	0.3	0.3
EK067A: Total Phosphorus as P	---	0.02	mg/L	<0.02	<0.02	<0.02	<0.02	<0.02	<0.02
EP: Aggregate Organics									
EP008: Chlorophyll a	---	0.5	µg/L	3.8	3.8	5.1	3.2	3.9	3.9



Analytical Results

				Client Sample ID :	WM 3B	WM 4S	WM 4B	WM 5S	WM 5B
				Laboratory Sample ID :	HK0605871-006	HK0605871-007	HK0605871-008	HK0605871-009	HK0605871-010
				Sample Date / Time :	[6 Nov 2006]	[6 Nov 2006]	[6 Nov 2006]	[6 Nov 2006]	[6 Nov 2006]
Method: Analysis Description	CAS number	LOR	Units						
EA/ED: Physical and Aggregate Properties									
EA020: Salinity	---	0.1	g/L	<0.1	<0.1	<0.1	<0.1	<0.1	<0.1
EA025: Suspended Solids (SS)	---	2	mg/L	3	3	<2	<2	<2	<2
ED/EK: Inorganic Nonmetallic Parameters									
EK053A: Silica	7631-86-9	0.01	mg/L	4.88	4.82	4.76	4.83	4.95	4.95
EK055A: Ammonia as N	7664-41-7	0.01	mg/L	0.01	<0.01	<0.01	<0.01	<0.01	<0.01
EK059A: Nitrite + Nitrate as N	---	0.1	mg/L	<0.1	<0.1	<0.1	<0.1	<0.1	<0.1
EK061A: Total Kjeldahl Nitrogen as N	---	0.1	mg/L	0.4	0.3	0.4	0.4	0.3	0.3
EK062A: Total Nitrogen as N	---	0.1	mg/L	0.4	0.3	0.4	0.4	0.3	0.3
EK067A: Total Phosphorus as P	---	0.02	mg/L	<0.02	<0.02	<0.02	<0.02	<0.02	<0.02
EP: Aggregate Organics									
EP008: Chlorophyll a	---	0.5	µg/L	5.0	4.1	4.5	3.4	3.7	3.7



Quality Control - Laboratory Duplicate (DUP) Results

Matrix Type: WATER				Duplicate (DUP) Results				
Laboratory Sample ID	Client Sample ID	Method: Analysis Description	CAS number	LOR	Units	Original Result	Duplicate Result	RPD (%)
EA/ED: Physical and Aggregate Properties (QC Lot: 301555)								
HK0605871-001	WM 1S	EA020: Salinity	---	0.1	g/L	<0.1	<0.1	0.0
EA/ED: Physical and Aggregate Properties (QC Lot: 301873)								
HK0605870-014	Anonymous	EA025: Suspended Solids (SS)	---	2	mg/L	15	12	25.0
HK0605871-006	WM 3B	EA025: Suspended Solids (SS)	---	2	mg/L	3	<2	0.0
ED/EK: Inorganic Nonmetallic Parameters (QC Lot: 301951)								
HK0605871-005	WM 3S	EK061A: Total Kjeldahl Nitrogen as N	---	0.1	mg/L	0.3	0.3	0.0
ED/EK: Inorganic Nonmetallic Parameters (QC Lot: 301952)								
HK0605871-005	WM 3S	EK067A: Total Phosphorus as P	---	0.02	mg/L	<0.02	<0.02	0.0
ED/EK: Inorganic Nonmetallic Parameters (QC Lot: 301972)								
HK0605851-001	Anonymous	EK059A: Nitrite + Nitrate as N	---	0.01	mg/L	<0.05	<0.05	0.0
HK0605883-001	Anonymous	EK059A: Nitrite + Nitrate as N	---	0.01	mg/L	<0.05	<0.05	0.0
ED/EK: Inorganic Nonmetallic Parameters (QC Lot: 302528)								
HK0605847-006	Anonymous	EK055A: Ammonia as N	7664-41-7	0.01	mg/L	2.96	3.02	1.8
HK0605871-010	WM 5B	EK055A: Ammonia as N	7664-41-7	0.01	mg/L	<0.01	<0.01	0.0
ED/EK: Inorganic Nonmetallic Parameters (QC Lot: 302534)								
HK0605871-010	WM 5B	EK053A: Silica	7631-86-9	0.01	mg/L	4.95	4.78	3.6
EP: Aggregate Organics (QC Lot: 305324)								
HK0605871-010	WM 5B	EP008: Chlorophyll a	---	0.5	mg/m3	3.7	3.4	8.4



Quality Control - Method Blank (MB), Single Control Spike (SCS) and Duplicate Control Spike (DCS) Results

Matrix Type: WATER		Method Blank (MB) Results			Single Control Spike (SCS) and Duplicate Control Spike (DCS) Results						
Method: Analysis Description	CAS number	LOR	Units	Result	Spike Concentration	Spike Recovery (%)		Recovery Limits (%)		RPDs (%)	
						SCS	DCS	Low	High	Value	Control L/Inf
EA/ED: Physical and Aggregate Properties (QC Lot: 301555)											
EA020: Salinity	---	0.1	g/L	<0.1	10 g/L	104	---	85	115	---	---
EA/ED: Physical and Aggregate Properties (QC Lot: 301873)											
EA025: Suspended Solids (SS)	---	2	mg/L	<2	20 mg/L	94.0	---	85	115	---	---
ED/EK: Inorganic Nonmetallic Parameters (QC Lot: 301951)											
EK061A: Total Kjeldahl Nitrogen	---	0.1	mg/L	<0.1	0.5 mg/L	101	---	85	115	---	---
ED/EK: Inorganic Nonmetallic Parameters (QC Lot: 301952)											
EK067A: Total Phosphorus as P	---	0.1	mg/L	<0.1	0.5 mg/L	96.4	---	85	115	---	---
ED/EK: Inorganic Nonmetallic Parameters (QC Lot: 301972)											
EK059A: Nitrite + Nitrate as N	---	0.01	mg/L	<0.01	0.4 mg/L	91.6	---	85	115	---	---
ED/EK: Inorganic Nonmetallic Parameters (QC Lot: 302528)											
EK055A: Ammonia as N	7664-41-7	0.01	mg/L	<0.01	0.4 mg/L	88.8	---	85	115	---	---
ED/EK: Inorganic Nonmetallic Parameters (QC Lot: 302534)											
EK053A: Silica	7631-86-9	0.01	mg/L	<0.01	0.5 mg/L	106	---	85	115	---	---
EP: Aggregate Organics (QC Lot: 305324)											
EP008: Chlorophyll a	---	0.1	mg/m3	<0.1	10.44 mg/m3	105	---	85	115	---	---



Quality Control - Matrix Spike (MS) and Matrix Spike Duplicate (MSD) Results

Matrix Type: WATER

				Matrix Spike (MS) and Matrix Spike Duplicate (MSD) Results						
Laboratory Sample ID	Client Sample ID	Method: Analysis Description	CAS number	Spike Concentration	Spike Recovery (%)		Recovery Limits (%)		RPDs (%)	
					MS	MSD	Low	High	Value	Control Limit
ED/EK: Inorganic Nonmetallic Parameters (QCLot: 301961)										
HK0605871-001	WM 1S	EK061A: Total Kjeldahl Nitrogen as N	---	0.5 mg/L	96.0	---	75	125	---	---
ED/EK: Inorganic Nonmetallic Parameters (QCLot: 301952)										
HK0605871-001	WM 1S	EK067A: Total Phosphorus as P	---	0.5 mg/L	103	---	75	125	---	---
ED/EK: Inorganic Nonmetallic Parameters (QCLot: 301972)										
HK0605841-001	Anonymous	EK059A: Nitrite + Nitrate as N	---	5 mg/L	109	---	75	125	---	---
ED/EK: Inorganic Nonmetallic Parameters (QCLot: 302529)										
HK0605871-001	WM 1S	EK055A: Ammonia as N	7664-41-7	0.5 mg/L	105	---	75	125	---	---
ED/EK: Inorganic Nonmetallic Parameters (QCLot: 302534)										
HK0605871-001	WM 1S	EK053A: Silica	7631-86-9	2.5 mg/L	87.5	---	75	125	---	---



ALS Laboratory Group

ANALYTICAL CHEMISTRY & TESTING SERVICES

CERTIFICATE OF ANALYSIS

Client : MAUNSELL ENVIRONMENTAL MANAGEMENT CONSULTANTS LTD	Laboratory : ALS Technichem (HK) Pty Ltd	Page : 1 of 6
Contact : MS LEMON LAM	Contact : Alice Wong / Ivan Leung	Work Order : HK0606238
Address : 11/F, TOWER 2, GRAND CENTRAL PLAZA, 138 SHATIN RURAL COMMITTEE ROAD, SHATIN, N.T. HONG KONG	Address : 11/F., Chung Shun Knitting Centre, 1 - 3 Wing Yip Street, Kwai Chung, N.T. Hong Kong	
E-mail : lemon.lam@maunself.aecom.com	E-mail : alice.wong@alsenviro.com	
Telephone : +852 2893 1651	Telephone : +852 2610 1044	
Facsimile : +852 2891 0305	Facsimile : +852 2610 2021	
Project : 60016794	Quote number : —	Date received : 13 Nov 2006
Order number : —		Date of issue : 23 Nov 2006
C-O-C number : —		No. of samples - Received : 10
Site : WRC		Analysed : 10

Report Comments

This report for ALS Technichem (HK) Pty Ltd work order reference HK0606238 supersedes any previous reports with this reference. The completion date of analysis is 21 Nov 2006. Results apply to sample(s) as submitted. All pages of this report have been checked and approved for release. When date(s) and/or time(s) are shown bracketed, these have been assumed by the laboratory for process purposes. Abbreviations: CAS number = Chemical Abstract Services number. LOR = Limit of reporting.

Specific comments for Work Order HK0606238 : Total Nitrogen is the sum of Total Oxidizable and Total Kjeldahl Nitrogen. In marine and freshwater samples, chlorophyll b will cause some interference if present. Project Name: EM&A for WRC at Penny's Bay. Ten water samples were received in a chilled condition. Water sample(s) analysed and reported on an as received basis.

This report may not be reproduced except with prior written approval from ALS Technichem (HK) Pty Ltd.

This document has been electronically signed by those names that appear on this report and are the authorised signatories. Electronic signing has been carried out in compliance with procedures specified in the 'Electronic Transactions Ordinance' of Hong Kong, Chapter 553, Section 6.

Signatory	Position	Authorised results for:-
Fung Lim Chee, Richard	General Manager	Inorganics
Leung Sai Ho, Ivan	Supervisor	Microbiology

ALS Laboratory Group

Trading Name: ALS Technichem (HK) Pty Ltd.
11/F., Chung Shun Knitting Centre, 1-3 Wing Yip Street, Kwai Chung, N.T. Hong Kong
Tel: +852 2610 1044 Fax: +852 2610 2021 <http://www.alsenviro.com/>
A Corporate Body Limited Company

Page Number : 2 of 6
Client : MAUNSELL ENVIRONMENTAL MANAGEMENT CONSULTANTS LTD
Work Order : HK0606238



Analytical Results

Method: Analysis Description	CAS number	LOR	Units	Client Sample ID	WM 1S	WM 1B	WM 2S	WM 2B	WM 3S
				Laboratory Sample ID	WM 1S	WM 1B	WM 2S	WM 2B	WM 3S
Submatrix: WATER				Sample Date / Time	[13 Nov 2006]	[13 Nov 2006]	[13 Nov 2006]	[13 Nov 2006]	[13 Nov 2006]
EA/ED: Physical and Aggregate Properties									
EA020: Salinity	—	0.1	g/L		0.1	<0.1	<0.1	<0.1	<0.1
EA025: Suspended Solids (SS)	—	2	mg/L		7	5	5	5	3
ED/IEK: Inorganic Nonmetallic Parameters									
EK053A: Silica	7631-86-9	0.01	mg/L		6.80	6.80	6.85	6.81	5.77
EK055A: Ammonia as N	7664-41-7	0.01	mg/L		<0.01	0.02	0.01	<0.01	0.02
EK059A: Nitrite + Nitrate as N	—	0.1	mg/L		<0.1	<0.1	<0.1	<0.1	<0.1
EK061A: Total Kjeldahl Nitrogen as N	—	0.1	mg/L		0.3	0.3	0.3	0.3	0.3
EK062A: Total Nitrogen as N	—	0.1	mg/L		0.3	0.3	0.3	0.3	0.3
EK067A: Total Phosphorus as P	—	0.02	mg/L		<0.02	<0.02	<0.02	<0.02	<0.02
EP: Aggregate Organics									
EP008: Chlorophyll a	—	0.5	µg/L		4.3	5.3	4.9	4.2	3.6
EP026: Chemical Oxygen Demand	—	2	mg/L		18	12	11	11	10
EP030: Biochemical Oxygen Demand	—	2	mg/L		2	<2	<2	<2	<2
EM: Microbiological Testing									
EM002: E. coli	—	1	CFU/100 mL		<1	<1	<1	<1	<1



Analytical Results

			Client Sample ID	WM 3B	WM 4S	WM 4B	WM 5S	WM 5B
			Laboratory Sample ID :	HK0606238-006	HK0606238-007	HK0606238-008	HK0606238-009	HK0606238-010
			Sample Date / Time :	[13 Nov 2006]	[13 Nov 2006]	[13 Nov 2006]	[13 Nov 2006]	[13 Nov 2006]
Submatrix: WATER								
Method: Analysis Description	CAS number	LOR	Units					
EA/ED: Physical and Aggregate Properties								
EA020: Salinity	---	0.1	g/L	<0.1	<0.1	<0.1	<0.1	<0.1
EA025: Suspended Solids (SS)	---	2	mg/L	2	4	3	3	4
ED/EK: Inorganic Nonmetallic Parameters								
EK053A: Silica	7631-86-9	0.01	mg/L	6.03	5.88	5.77	5.80	5.82
EK055A: Ammonia as N	7664-41-7	0.01	mg/L	0.02	<0.01	<0.01	0.01	0.01
EK059A: Nitrite + Nitrate as N	---	0.1	mg/L	<0.1	<0.1	<0.1	<0.1	<0.1
EK061A: Total Kjeldahl Nitrogen as N	---	0.1	mg/L	0.4	0.4	0.3	0.4	0.3
EK062A: Total Nitrogen as N	---	0.1	mg/L	0.4	0.4	0.3	0.4	0.3
EK067A: Total Phosphorus as P	---	0.02	mg/L	<0.02	<0.02	<0.02	<0.02	<0.02
EP: Aggregate Organics								
EP008: Chlorophyll a	---	0.5	µg/L	3.8	4.8	4.3	4.2	5.3
EP026: Chemical Oxygen Demand	---	2	mg/L	10	12	10	11	11
EP030: Biochemical Oxygen Demand	---	2	mg/L	<2	<2	<2	<2	<2
EM: Microbiological Testing								
EM002: E. coli	---	1	CFU/100 mL	2	<1	<1	<1	1



Quality Control - Laboratory Duplicate (DUP) Results

Matrix Type: WATER				Duplicate (DUP) Results				
Laboratory Sample ID	Client Sample ID	Method: Analysis Description	CAS number	LOR	Units	Original Result	Duplicate Result	RPD (%)
EA/ED: Physical and Aggregate Properties (QC Lot: 306855)								
HK0606238-001	WM 1S	EA025: Suspended Solids (SS)	---	2	mg/L	7	5	33.9
HK0606250-001	Anonymous	EA025: Suspended Solids (SS)	---	2	mg/L	1860	1840	1.5
EA/ED: Physical and Aggregate Properties (QC Lot: 306950)								
HK0606238-001	WM 1S	EA020: Salinity	---	0.1	g/L	0.1	0.1	0.0
HK0606340-001	Anonymous	EA020: Salinity	---	1.0	g/L	52.0	51.8	0.4
ED/EK: Inorganic Nonmetallic Parameters (QC Lot: 306366)								
HK0606181-001	Anonymous	EK067A: Total Phosphorus as P	---	0.1	mg/L	5.9	5.8	2.0
HK0606238-002	WM 1B	EK067A: Total Phosphorus as P	---	0.02	mg/L	<0.02	<0.02	0.0
ED/EK: Inorganic Nonmetallic Parameters (QC Lot: 306367)								
HK0606181-001	Anonymous	EK061A: Total Kjeldahl Nitrogen as N	---	0.1	mg/L	41.4	41.6	0.5
HK0606238-002	WM 1B	EK061A: Total Kjeldahl Nitrogen as N	---	0.1	mg/L	0.3	0.4	0.0
ED/EK: Inorganic Nonmetallic Parameters (QC Lot: 306368)								
HK0606238-010	WM 5B	EK061A: Total Kjeldahl Nitrogen as N	---	0.1	mg/L	0.3	0.3	0.0
ED/EK: Inorganic Nonmetallic Parameters (QC Lot: 306369)								
HK0606238-010	WM 5B	EK067A: Total Phosphorus as P	---	0.02	mg/L	<0.02	<0.02	0.0
ED/EK: Inorganic Nonmetallic Parameters (QC Lot: 306390)								
HK0606219-009	Anonymous	EK059A: Nitrite + Nitrate as N	---	0.01	mg/L	<0.01	<0.01	0.0
HK0606299-001	Anonymous	EK059A: Nitrite + Nitrate as N	---	0.01	mg/L	0.98	0.95	2.2
ED/EK: Inorganic Nonmetallic Parameters (QC Lot: 306392)								
HK0606238-010	WM 5B	EK059A: Nitrite + Nitrate as N	---	0.1	mg/L	<0.1	<0.1	0.0
HK0606260-001	Anonymous	EK059A: Nitrite + Nitrate as N	---	0.01	mg/L	3.23	3.40	5.1
ED/EK: Inorganic Nonmetallic Parameters (QC Lot: 306772)								
HK0606038-001	Anonymous	EK053A: Silica	7631-86-9	0.01	mg/L	0.09	0.09	0.0
HK0606238-010	WM 5B	EK053A: Silica	7631-86-9	0.01	mg/L	5.82	5.81	0.3
ED/EK: Inorganic Nonmetallic Parameters (QC Lot: 307125)								
HK0606219-009	Anonymous	EK055A: Ammonia as N	7664-41-7	0.1	mg/L	<0.1	<0.1	0.0
HK0606238-010	WM 5B	EK055A: Ammonia as N	7664-41-7	0.01	mg/L	0.01	<0.01	0.0
EP: Aggregate Organics (QC Lot: 308502)								
HK0606219-001	Anonymous	EP026: Chemical Oxygen Demand	---	2	mg/L	896	883	1.5
EP: Aggregate Organics (QC Lot: 308750)								
HK0606219-007	Anonymous	EP026: Chemical Oxygen Demand	---	2	mg/L	4720	4860	2.9
EP: Aggregate Organics (QC Lot: 308753)								
HK0606177-001	Anonymous	EP026: Chemical Oxygen Demand	---	2	mg/L	748	764	2.1
EP: Aggregate Organics (QC Lot: 309592)								
HK0606238-010	WM 5B	EP008: Chlorophyll a	---	0.5	mg/m3	5.3	5.4	1.9
HK0606328-001	Anonymous	EP008: Chlorophyll a	---	1.0	mg/m3	1.0	<1.0	0.0

Quality Control - Method Blank (MB), Single Control Spike (SCS) and Duplicate Control Spike (DCS) Results

Matrix Type: WATER		Method Blank (MB) Results		Single Control Spike (SCS) and Duplicate Control Spike (DCS) Results	
--------------------	--	---------------------------	--	--	--



Matrix Type: WATER

Method: Analysis Description	CAS number	Method Blank (MB) Results			Spike Concentration	Single Control Spike (SCS) and Duplicate Control Spike (DCS) Results				RPDs (%)	
		LOR	Units	Result		Spike Recovery (%)		Recovery Limits (%)		Value	Control Limit
						SCS	DCS	Low	High		
EAJED: Physical and Aggregate Properties (QCLot: 306855)											
EA025: Suspended Solids (SS)	---	2	mg/L	<2	20 mg/L	107	---	85	115	---	---
EAJED: Physical and Aggregate Properties (QCLot: 306958)											
EA020: Salinity	---	0.1	g/L	<0.1	40 g/L	106	---	85	115	---	---
ED/EK: Inorganic Nonmetallic Parameters (QCLot: 306366)											
EK067A: Total Phosphorus as P	---	0.1	mg/L	<0.1	0.5 mg/L	100	---	85	115	---	---
ED/EK: Inorganic Nonmetallic Parameters (QCLot: 306367)											
EK061A: Total Kjeldahl Nitrogen	---	0.1	mg/L	<0.1	0.5 mg/L	92.9	---	85	115	---	---
ED/EK: Inorganic Nonmetallic Parameters (QCLot: 306368)											
EK061A: Total Kjeldahl Nitrogen	---	0.1	mg/L	<0.1	0.5 mg/L	98.3	---	85	115	---	---
ED/EK: Inorganic Nonmetallic Parameters (QCLot: 306369)											
EK067A: Total Phosphorus as P	---	0.1	mg/L	<0.1	0.5 mg/L	101	---	85	115	---	---
ED/EK: Inorganic Nonmetallic Parameters (QCLot: 306390)											
EK059A: Nitrite + Nitrate as N	---	0.01	mg/L	<0.01	0.4 mg/L	98.2	---	85	115	---	---
ED/EK: Inorganic Nonmetallic Parameters (QCLot: 306392)											
EK059A: Nitrite + Nitrate as N	---	0.01	mg/L	<0.01	0.4 mg/L	109	---	85	115	---	---
ED/EK: Inorganic Nonmetallic Parameters (QCLot: 306772)											
EK053A: Silica	7631-86-9	0.01	mg/L	<0.01	0.5 mg/L	99.5	---	85	115	---	---
ED/EK: Inorganic Nonmetallic Parameters (QCLot: 307125)											
EK055A: Ammonia as N	7664-41-7	0.01	mg/L	<0.01	0.4 mg/L	99.6	---	85	115	---	---
EP: Aggregate Organics (QCLot: 306426)											
EP030: Biochemical Oxygen Demand	---	2	mg/L	---	198 mg/L	97.7	---	85	115	---	---
EP: Aggregate Organics (QCLot: 308502)											
EP026: Chemical Oxygen Demand	---	2	mg/L	---	500 mg/L	91.6	---	85	115	---	---
EP: Aggregate Organics (QCLot: 308750)											
EP026: Chemical Oxygen Demand	---	2	mg/L	---	500 mg/L	98.0	---	85	115	---	---
EP: Aggregate Organics (QCLot: 308753)											
EP026: Chemical Oxygen Demand	---	2	mg/L	---	500 mg/L	98.0	---	85	115	---	---
EP: Aggregate Organics (QCLot: 309592)											
EP008: Chlorophyll a	---	0.1	mg/m3	<0.1	10.15 mg/m3	91.8	---	85	115	---	---

Quality Control - Matrix Spike (MS) and Matrix Spike Duplicate (MSD) Results

Matrix Type: WATER

Laboratory Sample ID	Client Sample ID	Method: Analysis Description	CAS number	Spike Concentration	Matrix Spike (MS) and Matrix Spike Duplicate (MSD) Results				RPDs (%)	
					Spike Recovery (%)		Recovery Limits (%)		Value	Control Limit
					MS	MSD	Low	High		
ED/EK: Inorganic Nonmetallic Parameters (QCLot: 306366)										
HK0606238-001	WM 1S	EK067A: Total Phosphorus as P	---	0.5 mg/L	106	---	75	125	---	---

A Cansuol Bezzers Limited Company



Matrix Type: WATER

Laboratory Sample ID	Client Sample ID	Method: Analysis Description	CAS number	Spike Concentration	Matrix Spike (MS) and Matrix Spike Duplicate (MSD) Results				RPDs (%)	
					Spike Recovery (%)		Recovery Limits (%)		Value	Control Limit
					MS	MSD	Low	High		
ED/EK: Inorganic Nonmetallic Parameters (QCLot: 306367)										
HK0606238-001	WM 1S	EK061A: Total Kjeldahl Nitrogen as N	---	0.5 mg/L	111	---	75	125	---	---
ED/EK: Inorganic Nonmetallic Parameters (QCLot: 306368)										
HK0606238-009	WM 5S	EK061A: Total Kjeldahl Nitrogen as N	---	0.5 mg/L	86.9	---	75	125	---	---
ED/EK: Inorganic Nonmetallic Parameters (QCLot: 306369)										
HK0606238-009	WM 5S	EK067A: Total Phosphorus as P	---	0.5 mg/L	106	---	75	125	---	---
ED/EK: Inorganic Nonmetallic Parameters (QCLot: 306390)										
HK0606219-001	Anonymous	EK059A: Nitrite + Nitrate as N	---	5 mg/L	78.7	---	75	125	---	---
ED/EK: Inorganic Nonmetallic Parameters (QCLot: 306392)										
HK0606238-001	WM 1S	EK059A: Nitrite + Nitrate as N	---	1.0 mg/L	114	---	75	125	---	---
ED/EK: Inorganic Nonmetallic Parameters (QCLot: 306772)										
HK0606238-001	WM 1S	EK053A: Silica	7631-86-9	2.5 mg/L	107	---	75	125	---	---
ED/EK: Inorganic Nonmetallic Parameters (QCLot: 307125)										
HK0606219-001	Anonymous	EK055A: Ammonia as N	7664-41-7	1000 mg/L	99.7	---	75	125	---	---
EP: Aggregate Organics (QCLot: 308502)										
HK0606164-002	Anonymous	EP026: Chemical Oxygen Demand	---	500 mg/L	85.2	---	75	125	---	---
EP: Aggregate Organics (QCLot: 308750)										
HK0606151-001	Anonymous	EP026: Chemical Oxygen Demand	---	500 mg/L	95.6	---	75	125	---	---
EP: Aggregate Organics (QCLot: 308753)										
HK0606176-001	Anonymous	EP026: Chemical Oxygen Demand	---	500 mg/L	100	---	75	125	---	---

A Cansuol Bezzers Limited Company

Appendix G ^{3/4} Summary of Environmental Mitigation Implementation Schedule

Reference	Mitigation Measures	Status
	<i>Water Quality</i>	
EIA Report 5.11.2	<ul style="list-style-type: none"> The lake shall be lined with an impermeable liner. However, as such liners may have a limited life span, beyond which the performance may deteriorates, the liner shall be replaced once the manufacturer's specified lifespan is reached. 	√
EIA Report 5.11.2	<ul style="list-style-type: none"> Stormwater run-off from surrounding hillsides shall pass through silt traps prior to entering the artificial lake to prevent siltation. The silt traps shall be designed to have adequate capacity to retain any silt/sediment contained within the stormwater. The silt traps shall be frequently maintained/cleaned to prevent a deterioration in performance. 	√
EIA Report 5.11.2, EP 3.7	<ul style="list-style-type: none"> Should the quality of the water in the Tai Lam Chung Reservoir deteriorate below the present levels an alternate supply of water, of a quality at least as good as that within the Tai Lam Chung Reservoir, shall be used to 'top up' the water within the lake. 	N/A
EIA Report 5.11.2, EP 3.8, 3.9	<ul style="list-style-type: none"> If it becomes necessary to add an algicide to the lake to control algal growth, the algicide shall be biodegradable with a short half life of three days or less. During use of the algicide discharge of the lake water to the marine waters shall be prohibited, until the algicide has decayed. The algicide shall not be used during periods of heavy rainfall when overflow of the lake is possible. 	N/A
EIA Report 5.11.2, EP 3.6	<ul style="list-style-type: none"> Stormwater from any urban/developed areas shall not be allowed to enter the lake as they may contain pollutants. Sewage effluent from the water recreation centre shall be transported to the sewerage mains for conveyance to the Siu Ho Wan STW. 	√
EIA Report 5.11.2, EP 3.10	<ul style="list-style-type: none"> Any fuel for motorised water sports vessels shall be stored in bunded areas, of at least 110% capacity of the largest fuel storage container to prevent any accidental spills entering the lake. 	N/A
EIA Report 5.11.2	<ul style="list-style-type: none"> Servicing of any water sports vessels shall be undertaken at suitable facilities away from the artificial lake. In the event that fuel or other petroleum products enter the lake, a suitable clean-up plan shall be implemented. The clean-up plan being devised by the operators of the water recreation centre and approved by EPD prior to the commencement of operations at the water sports centre. 	√
	<i>Waste</i>	
EIA Report 5.11.2	<ul style="list-style-type: none"> To minimise the potential adverse impacts to aesthetics and odour impacts, the HKITP should maintain floating refuse collection initiatives at both the coast of the Theme Park and within the artificial lake of the Water Recreation Centre. 	√

Note:

- √ Compliance of mitigation measure
- × Non-compliance of mitigation measures
- Non-compliance but rectified
- N/A Not applicable

Appendix H ³/₄ Event and Action Plans

Event and Action Plan for Water Quality

Exceedance	ETL	HKITP	IEC
Action Level			
1. Exceedance for one sample	<ol style="list-style-type: none"> 1. Repeat in-situ measurement to confirm findings. 2. Identify the source(s) of impact (e.g. intake water). 3. Inform HKITP and IEC. 4. Check monitoring data, all monitoring equipment and monitoring methods; consider changes of monitoring methods. 5. Discuss mitigation measures with HKITP and IEC. 6. Repeat measurement on next day of exceedance. 	<ol style="list-style-type: none"> 1. Discuss with IEC and ETL on WRC operations or any changes to the operations that may have an impact on the water quality. 2. Rectify unacceptable practice and propose mitigation measures. 3. Make agreement on the mitigation measures to be implemented. 4. Implement the agreed mitigation measures. 	<ol style="list-style-type: none"> 1. Discuss with ETL and HKITP on WRC operations or any changes to the operations that may have an impact on the water quality, and discuss possible mitigation measures. 2. Review proposals on mitigation measures by HKITP. 3. Assess the effectiveness of the implemented mitigation measures.
2. Exceedance for two or more consecutive samples	<ol style="list-style-type: none"> 1. Repeat in-situ measurement to confirm findings. 2. Identify the source(s) of impact (eg intake water). 3. Inform HKITP and IEC. 4. Check monitoring data, all monitoring equipment and monitoring methods; consider changes of monitoring methods 5. Discuss mitigation measures with HKITP and IEC. 6. Ensure mitigation measures are implemented. 7. Prepare to increase monitoring frequency to assess efficacy of remedial measures. 8. Repeat measurement on next day of exceedance. 	<ol style="list-style-type: none"> 1. Discuss with IEC and ETL on WRC operations or any changes to the operations that may have an impact on the water quality. 2. Rectify unacceptable practice and propose mitigation measures. 3. Make agreement on the mitigation measures to be implemented. 4. Implement the agreed mitigation measures 5. Assess the effectiveness of the implemented mitigation measures 	<ol style="list-style-type: none"> 1. Discuss with HKITP and ETL on WRC operations or any changes to the operations that may have an impact on the water quality, and discuss possible mitigation measures. 2. Review proposals on mitigation measures by HKITP. 3. .Assess the effectiveness of the implemented mitigation measures

Exceedance	ETL	HKITP	IEC
Limit Level			
1. Exceedance for one sample	<ol style="list-style-type: none"> 1. Repeat measurement to confirm findings. 2. Identify the source(s) of impact (eg intake water). 3. Inform HKITP and IEC. 4. Check monitoring data, all monitoring equipment and monitoring methods; consider changes of monitoring methods 5. Discuss mitigation measures with HKITP and IEC. 6. Ensure mitigation measures are implemented. 7. Increase monitoring frequency to daily until no exceedance of Limit Level. 	<ol style="list-style-type: none"> 1. Inform EPD of exceedance. 2. Discuss with IEC and ETL on WRC operations or any changes to the operations that may have an impact on the water quality. 3. Rectify unacceptable practice and propose mitigation measures. 4. Make agreement on the mitigation measures to be implemented. 5. Implement the agreed mitigation measures 6. Assess the effectiveness of the implemented mitigation measures 	<ol style="list-style-type: none"> 1. Discuss with HKITP and ETL on WRC operations or any changes to the operations that may have an impact on the water quality, and discuss possible mitigation measures. 2. Review proposals on mitigation measures by HKITP. 3. Assess the effectiveness of the implemented mitigation measures
2. Exceedance for two or more consecutive samples	<ol style="list-style-type: none"> 1. Repeat measurement to confirm findings. 2. Identify the source(s) of impact (eg intake water). 3. Inform HKITP and IEC. 4. Check monitoring data, all monitoring equipment and monitoring methods; consider changes of monitoring methods 5. Discuss mitigation measures with HKITP and IEC. 6. Ensure mitigation measures are implemented. 7. Increase monitoring frequency to daily until no exceedance of Limit Level for two consecutive days. 	<ol style="list-style-type: none"> 1. Inform EPD of exceedance. 2. Discuss with IEC and ETL on WRC operations or any changes to the operations that may have an impact on the water quality. 3. Rectify unacceptable practice and propose mitigation measures. 4. Make agreement on the mitigation measures to be implemented. 5. Implement the agreed mitigation measures 6. Assess the effectiveness of the implemented mitigation measures 7. Consider to slow down or to stop all or part of the water-based activities until no exceedance of Limit level. 	<ol style="list-style-type: none"> 1. Discuss with HKITP and ETL on WRC operations or any changes to the operations that may have an impact on the water quality, and discuss possible mitigation measures. 2. Review proposals on mitigation measures by HKITP. 3. Assess the effectiveness of the implemented mitigation measures

